

SARGENT®

ASSA ABLOY

Signature® Series



Table of Contents

	Page
Signature® Features and KeyWizard™ Software.....	1
Signature Components.....	2
UL437 Mortise & Rim Cylinders.....	3
Bored Locks Cylinders.....	4
10-6300 LFIC Cylinders and 6300 Series Tools.....	5
Key Blanks/Cut Master Keys.....	6
Visual Key Control.....	7
Keyway Control.....	8
Construction Master Keying (21- Option).....	9
Registration Forms.....	10
How to Order/Special Features.....	11

Policy

The SARGENT® Signature® protected cylinders and keys are available through the normal channels of distribution.

Assignment of unique SARGENT Signature patterns must be pre-approved by the factory.

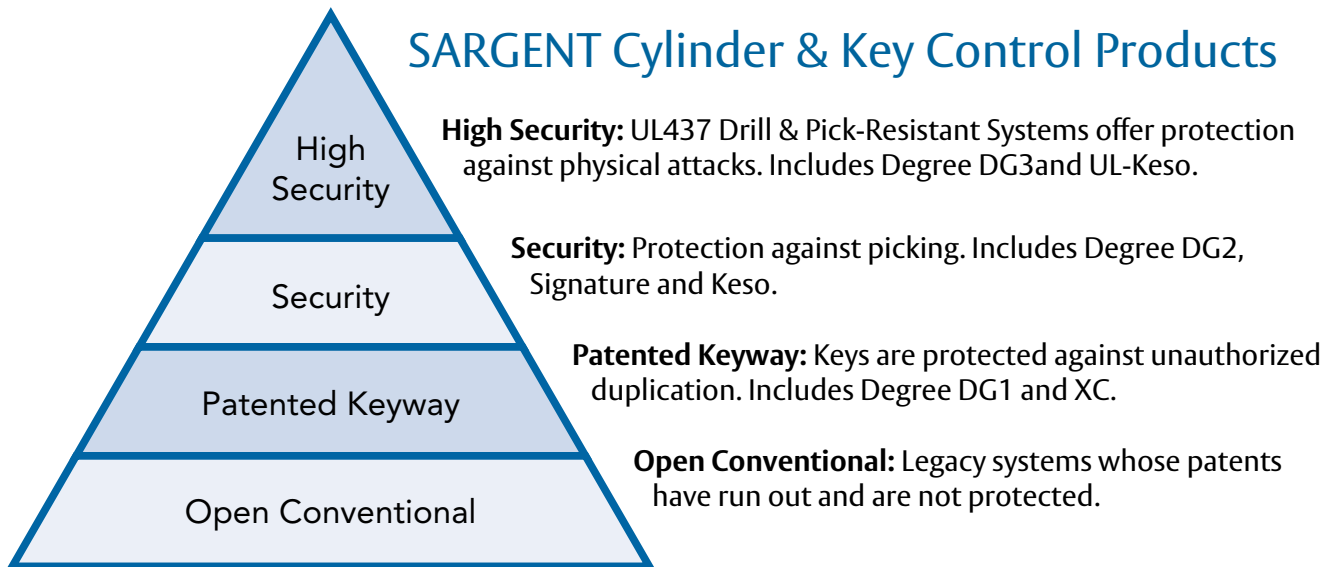
A letter requesting a SARGENT Code Pattern Registration Form must be sent to the Key Records Department in New Haven, CT.

Signature patterns will be issued by predefined geographical boundaries and assigned in accordance with a standard factory policy. This policy would not reuse the same key way with the same Signature dimple pattern in the same state or adjacent states providing a large area of exclusivity. For example a system in Connecticut would not be reused in New York, Massachusetts or Rhode Island.

A letter of authorization under the letterhead of the End-User must accompany any purchase orders for any products which involve SARGENT's Signature cylinders and/or keys.

SARGENT Signature patterns are assigned at the End-User level.

SARGENT Cylinder & Key Control Products



Copyright © 2007, 2009 - 2011, 2014-2016, Sargent Manufacturing Company, an ASSA ABLOY Group company. All rights reserved. Reproduction in whole or in part without the express written permission of Sargent Manufacturing Company is prohibited.



SARGENT'S KeyWizard™ 5.5 Software Package Tracks Multiple Key Systems Including Keys, Keyholders, Locations, and Hardware Information

This comprehensive key management software package was developed for locksmiths and end-users to track detailed information.

The program features easy to navigate, non-cluttered screens and uses a format similar to Microsoft® Outlook™.

Features:

- Free Technical Support at 1-800-610-1706 and system upgrades for 1 year
- Website support at www.keywizard.net
- Multi-level passwords and access levels
- Clear, easy to read screens
- Manages multiple end user key systems
- Customized query, reporting and search capability
- Global searching across multiple key systems
- Comprehensive hardware schedules
- Keyholder photos and signatures for identity verification
- Scheduled maintenance and reminders for overdue keys and back-ups
- Accurate key symbol sorting
- Multi-level key authorizations and key deposits
- Network and stand-alone versions
- Pinning calculators
- Reports options including printing in a variety of formats and e-mail
- Cylinder and key random serial ID generator
- Key authorization forms that can be printed at will
- Editable field titles
- Ability to connect to a website and search for any updates

How to order for new users:

- Single License Version — KW-SS1
- Network Version — KW-SSN1
- Demonstration Version — KW-DEMO1

How to order, if upgrading from KeyMinder*:

- Single License Version — UP-KW-SS1
- Network Version — UP-KW-SSN1

*consult factory for eligibility requirements

Keying Data

Keying data (key sets and bittings) is available for order with new or existing systems to eliminate the need for manual data entry into Key Wizard. Place order based on size of system.

Part Number	Description
DLKW1	1 to 50 bittings
DLKW2	51 to 200 bittings
DLKW3	201 to 1000 bittings
DLKW4	1001-3000 bittings
DLKW5	3001-6000 bittings
DLKW6	6001-9000 bittings
DLKW7	Over 9000 bittings

Computer System Recommendations:

REQUIRED:

- 350 MHz processor
- 60 MB hard disk space
- Windows® 7, XP, 7 (32 bit and 64 bit), or 8
- 64MB Ram
- CD drive

RECOMMENDED For Better Performance:

- 500 MHz or faster
- 70 MB or more
- Windows® XP, 7 (32 bit and 64 bit), or 8
- 64MB Ram
- CD drive

BITTING LISTS

Paper bitting lists provided at no charge for factory corresponding keyed orders when requested at time of hardware order. An owners letter of authorization must be attached to all purchase orders. Existing key system bittings lists are also available contact key records for more information.

Signature Components

Signature® Series

SARGENT®

ASSA ABLOY

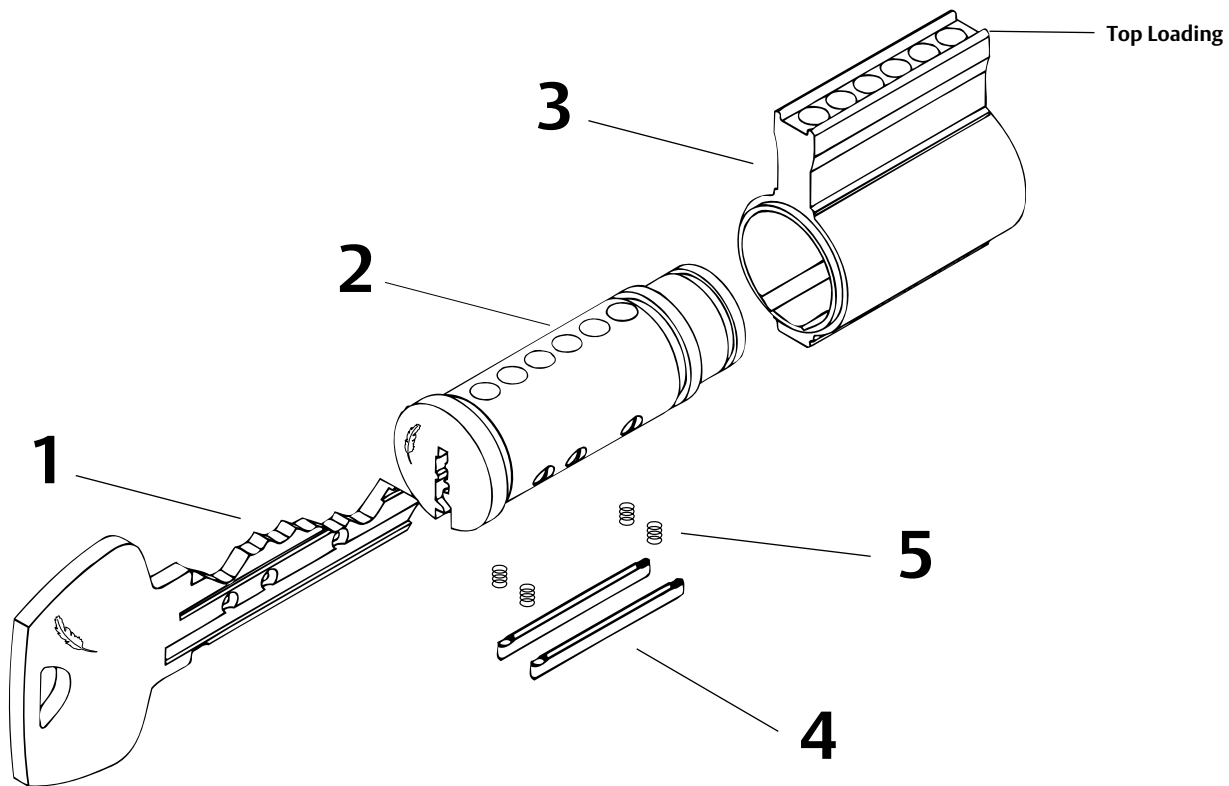
The Signature key system consists of a 6 pin cylinder with 2 added blocking bars with shear lines (item 4) which work in conjunction with 6 factory loaded side pins. The side pin depths and locations vary and only work with a corresponding dimpled key.

In addition, two “blocking pins” for a total of 8 are in each plug/barrel. These blocking pins prohibit non Signature keys from being inserted into the Signature cylinder. Signature keys can operate non-Signature cylinders.

These pins are factory installed and do not need to be serviced.

The Signature key system is ideal for existing facilities that would like to upgrade to a protected key system with minimal effort.

Signature can easily be blended into most existing key systems while allowing the end user one master key that will open both Signature and non-Signature cylinders.



Key Blank

- 1** Standard key bitting can be accomplished in the field with any industry standard duplicating or code cutting machine.

Signature Barrel (Plug)

- 2** Unique Signature pattern code pins factory loaded. Field servicing not required.

Signature Body

- 3** Grooved to function with offset blocking bar assemblies.

Signature Offset Blocking Bar

- 4** (2) Two per cylinder. Locks out all but correctly dimpled and bitted keys.

Signature Offset Blocking Bar Springs

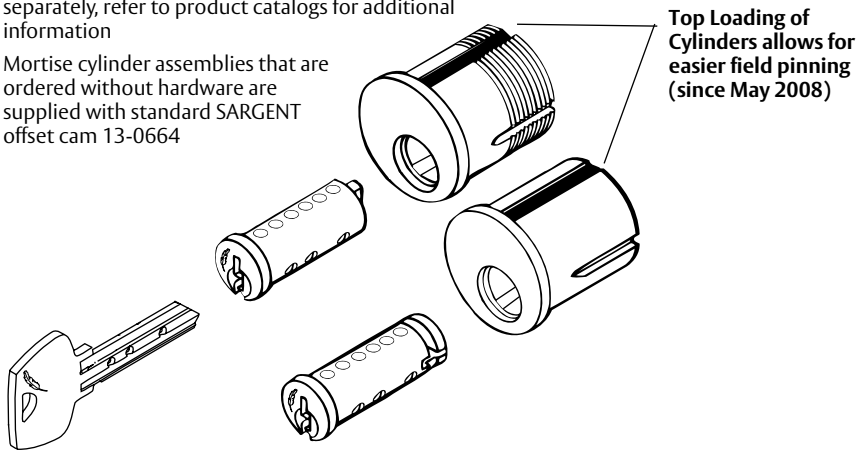
- 5** (4) Four per cylinder. Two per offset blocking bar. Supplies required spring force to prevent compromise of offset blocking bars by anything other than a correctly dimpled and bitted key.

Mortise & Rim Cylinders








Signature® Series

Extra security, exclusive end-user pattern, and protected key control are the main benefits of the Signature Series. The protected key design provides additional control over unauthorized key duplication, while the cylinder's unique design resists attempts at manipulation. The Signature feature is offered in the majority of Sargent keyways to provide a perfect solution to upgrading the level of control in an existing masterkey system.

- Cylinder: Solid brass, 1-5/32" (29mm) diameter
- Cap: Brass, bronze or stainless steel
- Optional Collars/Spacers available and ordered separately, refer to product catalogs for additional information
- Mortise cylinder assemblies that are ordered without hardware are supplied with standard SARGENT offset cam 13-0664



Cams for use with 40 Series

Cam Type	Suffix	Part Number
SARGENT Std Cam 	No Suffix	13-0664
ADAMS RITE (1850) 	-101	13-0512
ADAMS RITE (4070) 	-104	13-0513
Inside Cam for 16 & 92 function Mortise Locks 	-105	13-0665
Schlage L 	-106	13-0938
OPEN 	-112	13-0097
SARGENT (4370) 	-113	13-0921
Cam Screws	2 required	01-1121

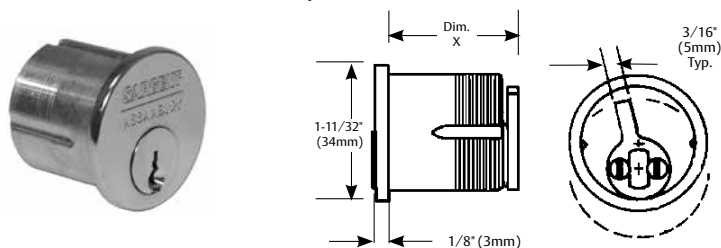
Mortise/Rim Cylinders

	Complete 6 Pin Assembly **	Barrel***	Body & Slide Assembly	Cylinder Length
40 Series* Cylinder	10-41	13-3835	13-3726	1-1/8"
	10-42	13-3836	13-3727	1-1/4"
	10-43	13-3837	13-3728	1-3/8"
	10-44	13-3838	13-3729	1-1/2"
	10-46	13-3839	13-3730	1-3/4"
	10-48	13-3840	13-3731	2"
	10-50	13-3841	13-3732	2-1/4"
	10-52	13-3842	13-3733	2-1/2"
	10-54	13-3843	13-3734	2-3/4"
	10-56	13-3844	13-3735	3"
Rim Cylinder*	10-34	13-3845	13-3847	

* When cylinders are ordered (without hardware), they are packed with #97 rosette as standard. Others available, consult Product Catalogs for optional collars

** Cylinders offered in the following finishes: US 3, 4, 9, 10, 10B, 10BE, 10BL, 14, 15, 20D, 32 and 32D

*** Barrels offered in US 4 and 15 only



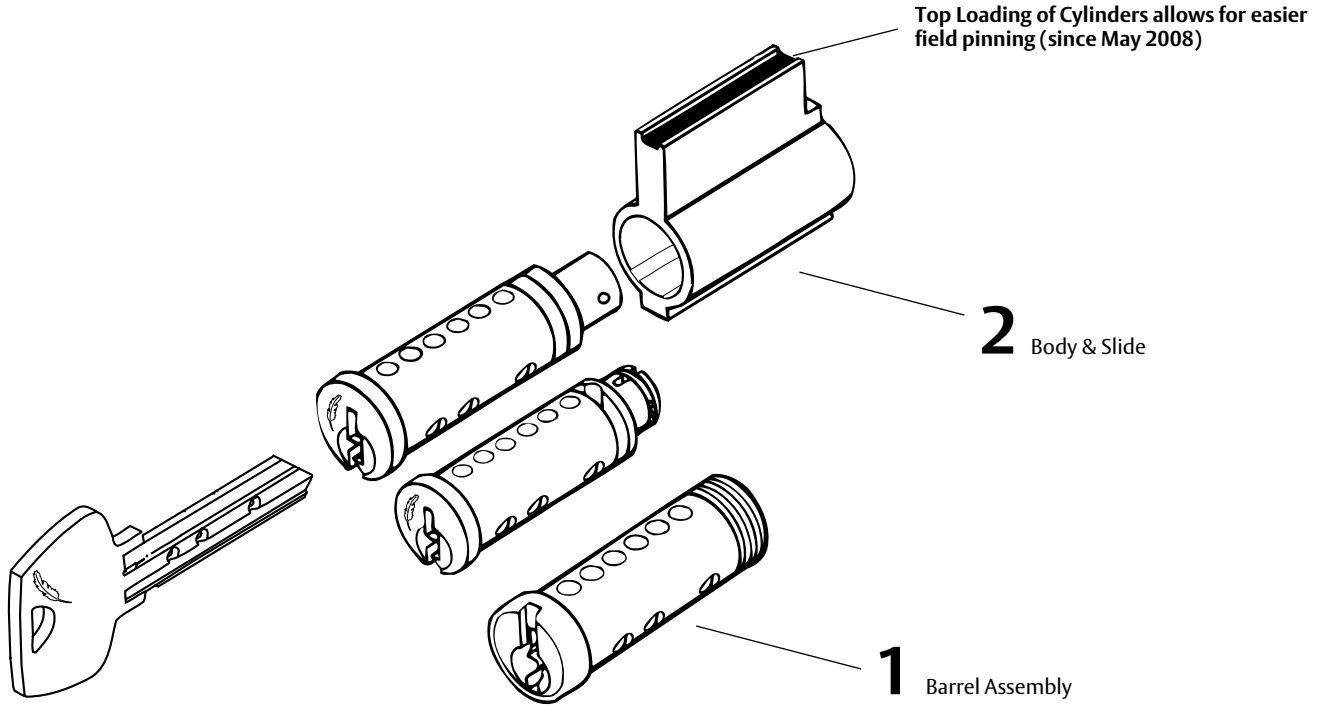
Note: Parts on this page reflect only those that are unique to the Signature feature. For all other cylinder components, refer to the standard cylinder section

Bored Locks Cylinders

Signature® Series

SARGENT®

ASSA ABLOY



Bored Locks

Functions	Lockset	Assembly	Barrel Assembly #1	Body & Slide #2
All except 50 function	11 Line	10-C11-1 (13-4147)	13-3851	13-3710
All except 50 function	10, 8L, 7 Lever, 6500	10-C10-1 (13-3713)	13-3851	13-3710
All except 50 function	9, 8**	10-C8-1 (13-3827)	13-3850	13-3852
All except 50 function	6 "S","N"	10-C6-1 (13-3814)	13-3851	13-3710
All except 50 function	6 "B"	10-C6-1B (13-3815)	13-3851	13-3710
All except 50 function	8X	10-C8X-1(13-5203)	13-3938	13-3937

**Discontinued

Auxiliary Locks (Deadbolts)

Lockset	Assembly	Barrel #1	Body #2
474, 484	10-C480-1 (13-3857)	13-3849	13-3855
475, 485, 487	10-C480-2 (13-3858)	13-3849	13-3855
486	10-C480-3 (13-3859)	13-3849	13-3855
464	10-C460-1 (13-3861)	13-3849	13-3854
465	10-C460-2 (13-3862)	13-3849	13-3854

Note: Parts on this page reflect only those that are unique to the Signature feature. For all other cylinder components, refer to the standard cylinder section

Cylinders offered in US 4 and 15 only

For products not listed, contact factory for availability

Copyright © 2007, 2009 - 2011, 2014-2016, Sargent Manufacturing Company, an ASSA ABLOY Group company. All rights reserved. Reproduction in whole or in part without the express written permission of Sargent Manufacturing Company is prohibited.

90105J 1/08/16

10-6300 LFIC Cylinders and 6300 Series Tools

Signature® Series

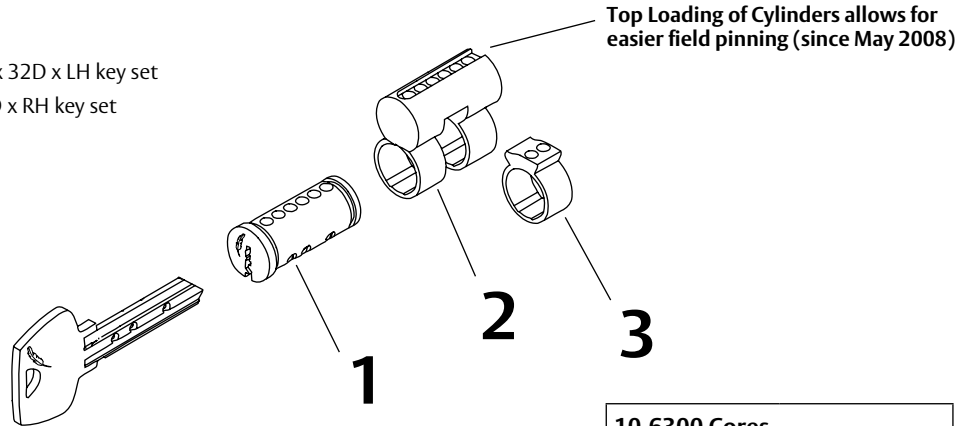
SARGENT®

ASSA ABLOY

Signature LFIC core cylinders offer a protected cylinder with the convenience of quickly changing cores without lock disassembly. Consult individual product catalogs for availability.

Ordering examples:

- 10 Line Cylindrical – 10-63-10G05 LL x 32D x LH key set
- 8200 Mortise – 10-63-8204 LNL x 32D x RH key set



10-6300 LFIC can be used with:

- 10-63-34 Rim Cylinders
- 10-63-40 Series Mortise Cylinders (in these Sizes 42 (1-1/4"), 43 (1-3/8"), 44 (1-1/2") & 46 (1-3/4") (See page 3 for Cam Types)
- 10-63-11 Line (T-Zone Locks)
- 10-63-10 Line Locks
- 10-63-7 Line Locks
- 10-63-6500 Series
- 10-63-8 & 10-63-9 Line Bored Locks
- 10-63-758 Padlocks
- 10-63-858 Padlocks

Note: Not available with the UL option

10-6300 Cores	
Complete Core	10-6300 x finish
#1 Barrel	13-0976
#2 Body Only	13-0977
#3 Sleeve	13-1074
Slide (Not Shown)	13-0797/ 13-1341*

* Slides for cylinders mfg after 3/06

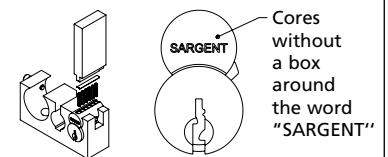
432 RC Tool for 6300 LFIC (Removable Core)



- The 432 RC tool to assist in installing SARGENT LFIC (Removable Core) Mortise Housings. This tool makes it easy to thread a cylinder body into a Mortise lock and can also be used to check the cylinder function of a lock before installing the cylinder core
- Order as: 432 RC for the 6300 LFIC (Removable) Core Installation Tool

436-1 Slide Block Kit

- Includes fixture and staking tool for use only with the (10)- 6300 Series Cylinders manufactured after March 2006 for the ease of top loading in the field
- The kit includes 100 each slides (p/n 13-1341), Staking Block and staking tool
- Cylinders manufactured after March 2006 will not include the box around the SARGENT logo and can be used with this kit



Note: Cores made prior to March 2006 can be bottom loaded or top loaded with slide 13-0797, which must be staked.

Copyright © 2007, 2009 - 2011, 2014-2016, Sargent Manufacturing Company, an ASSA ABLOY Group company. All rights reserved. Reproduction in whole or in part without the express written permission of Sargent Manufacturing Company is prohibited.

Key Blanks/Cut Master Keys

Signature® Series

Part Numbers

All Signature key blanks are stamped at the factory with the Quill Logo and the individual Signature pattern. The Signature key blanks with the end user's unique dimple pattern are available only from SARGENT.

Available Keyways: L and R. For other sections, call factory.

Orders for these key blanks must be accompanied by a letter of authorization under the end user's letterhead. This letter must contain the required key section(s) and appropriate authorizer's identification

The Signature Key Blank for field cutting and stamping key is offered in two styles.

Version one: The key blank has the standard SARGENT logo embossed on one side. The other side has the Signature Quill Logo, Do Not Duplicate, specific Signature code pattern, keyway and space for one additional line of stamping such as key set.


Version two: The key is less SARGENT logo. This allows for additional space for optional stamping such as custom field stamping. The other side has the Signature Quill Logo, Do Not Duplicate, specific Signature code pattern key way and one additional line for stamping such as key set. Key set symbols or alternate symbols will be stamped on all master keyed orders.

Two types of Signature featured key blanks are available for specific Keyway (sections) configurations: the day key or single key section, and the Master Keyway sections.

10-S6275 Day Key x keyway
10-S6270 Master Section x keyway

Note: Sold in boxes of 50 per keyway

For cut master and control keys order by the following #:
Change (Day) key 10 S6272 CHK
Master or Grandmaster 10-S6272 MK
Control Key 10-S6272 CTL
Control Key 10-S6255 CTL used with 1 bitted 10-6300 cores



Key bittings can be cut on any industry standard key cutting machine.

437S Signature Keying Kit

Used to service SARGENT Signature cylinders. Includes all of the same components as the 437C. Includes the brass pins, springs and tools needed to rekey SARGENT conventional, XC cylinders (Except SFIC) and interchangeable cores master keyed after January 2009. This heavy duty steel kit prevents pins from mixing. The kit includes 100 each of top springs 13-0265, 100 each 13-1769 springs used with standard drivers in the (10-) 6300 cores and 100 each of bottom and master/driver pins used in the following multi-family keyways: LA, RA, HA, CA, AA, BA, GA, KA, NA and VA.

Note: When re-pinning SARGENT 6300 Large Format Interchangeable (Removable) Core cylinders made before January 2009 they contained special hollow drivers, the 437RC/UL supplemental pinning kit is required

Tools included with kit are:

- Tweezers, 13-0498
- Bitting Gauge #435
- Loading Thimble ("Plug Holder" LT2)
- Loading Rod for 6, 8, 10, 11, mortise & rim cylinders, 13-1034
- Loading Rod for 480, 470, 460 and 6300 Cores, 13-1035
- Loading Rod Blades 13-1138 and 13-1037
- See Table on Page 13 for pins included in Cylinders and Components catalog
- 100 Blocking Bar Springs, 13-0986
- 10 each Blocking Bars, 13-1109
- 1 each Field Service Tool, 13-3916

When pins are sold separately, they are packaged in easy to see and use foil & plastic packages in quantities of 100 per size.

437 RC/UL Large Format Interchangeable (Removable) Core Keying Kit

Use with the 437C or 437S kit. Includes additional pins to repin SARGENT 6300 and 10-6300 Large Format Interchangeable (Removable) Core cylinders that have been pinned using the hollow drivers.

The kit includes special hollow top driver pins and springs which were used in the 3rd and 4th chambers of master keyed cores.

These pins are in the same increments as standard pins.

Each kit includes:

- 100 each hollow top pin springs, 13-0487
- 50 each cylinder retainers, 01-0660
- 50 each (hollow top pins)



Visual Key Control (Stamping)

To allow for easier key and cylinder identification, SARGENT offers the option for permanent stamping of keys and/or cylinder with industry standard alpha-numeric keyset symbols.

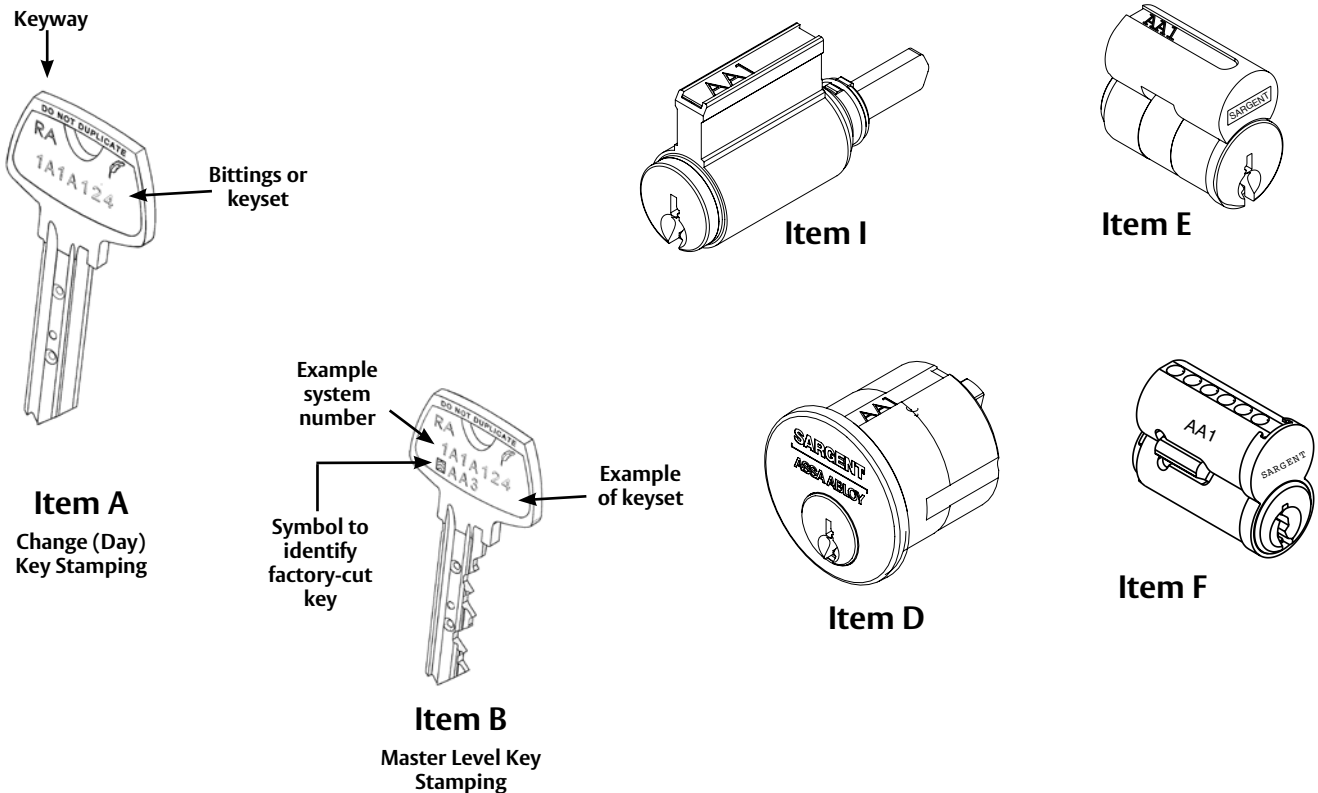
Non-visual key control stamped change (day) keys include keysets as standard, (Item A) unless specified in keying order lead sheet submitted with order requesting to be omitted and substituted with bitting numbers.

Master level keys do not include bitting numbers. Master level keys include system register numbers stamped on the first line, and the standard visual key control designations on the second line (Item B).

Up to 7 characters available for permanent stamping for Visual Key Control

- Key and cylinder identified by industry standard alpha-numeric keyset symbols
- Concealed stamping on mortise and rim cylinders and bored lock cylinders available on the slide only (Item D or I)
- Cylinder-slide stamping available on 5100 and 6300 SARGENT LFIC (removable) cores, bored lock, mortise/rim cylinders (Item E, I D)
- Core side engraving available for 7300B Series up to 7 characters (Item F)
- Special key stampings available, such as “DO NOT DUPLICATE” or “CITY OF PHOENIX”
- XC and Signature cylinders not available with visual plug stamping
- XC and Signature cylinders available with only concealed slide stamping (Item D, E and I)
- Signature LFIC 10-6300 available with cylinder slide stamping (Item E)

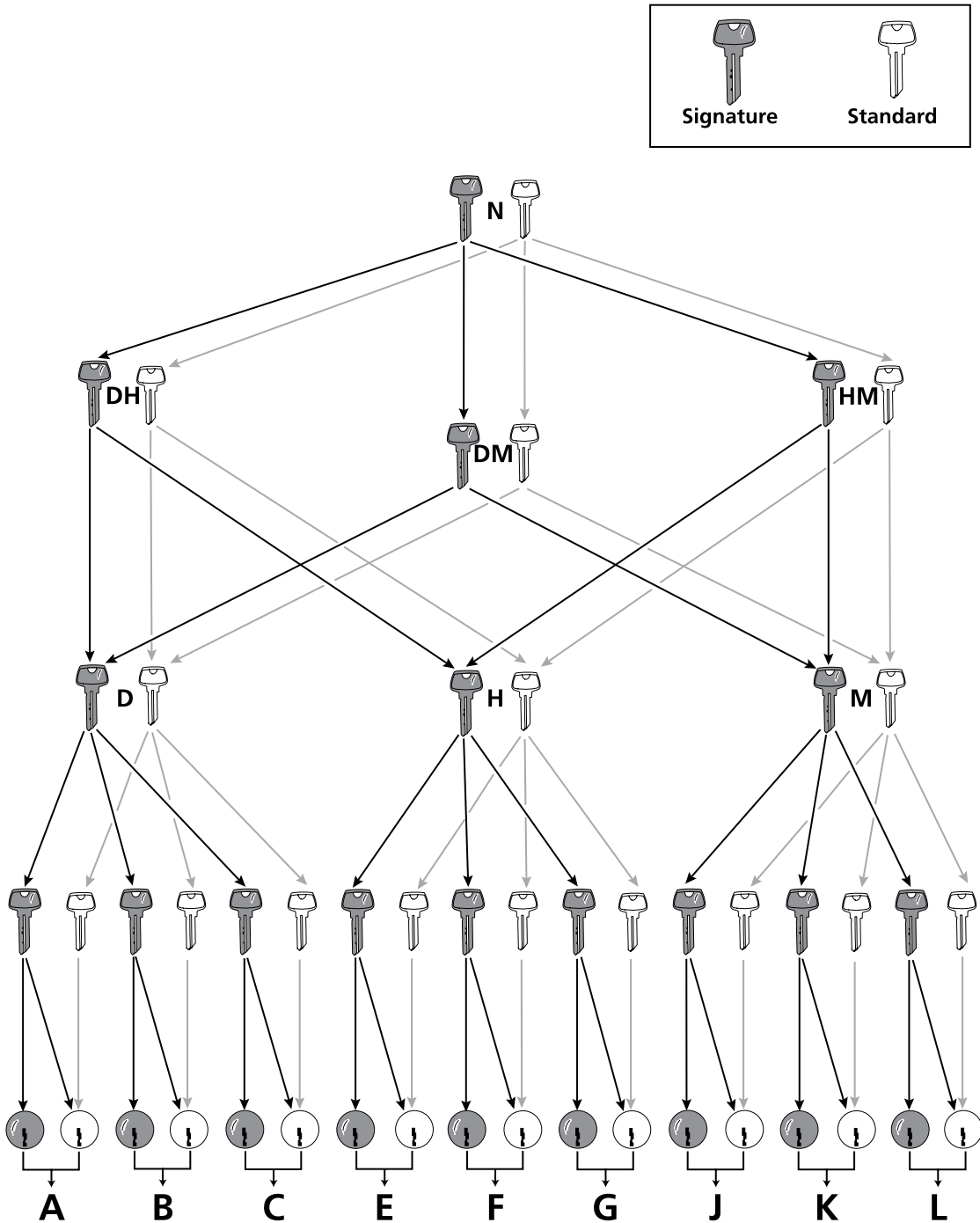
Note: SARGENT will stamp alternate identity codes on cylinders and/or keys whenever requested. This alternate stamping can not be different if both are to be stamped. Master Level Keys can also be stamped with a single alternate code



Tamper Proof Packaging

For the highest level of security for the end user, Tamper Proof Packaging is used on all Master Keys, Signature key blanks and all restricted key blanks. This heat sealed shrink wrap identified with “SARGENT Sealed For Your Security” provides assurance of the integrity of the factory generated key system.

Signature vs. Standard Keyway Control



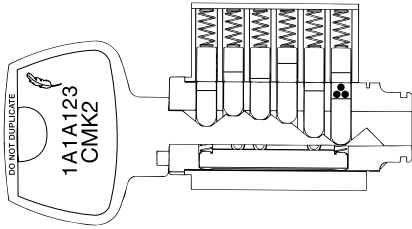
Copyright © 2007, 2009 - 2011, 2014-2016, Sargent Manufacturing Company, an ASSA ABLOY Group company. All rights reserved. Reproduction in whole or in part without the express written permission of Sargent Manufacturing Company is prohibited.

SARGENT Signature keys are produced with a special feature that allows them to operate Signature cylinders as well non-Signature cylinders within the same keyway family. The standard key does not contain the special feature which allows it to operate a Signature cylinder but will continue to operate non-Signature cylinders.

Signature key system can be easily blended into most existing facilities using the existing keyways (contact key records), but with the additional feature that allows operation only with Signature Keys. This prevents unauthorized access with a minimum effort. Typically all exterior cylinders and selected interior cylinders are upgraded to Signature to immediately stop unauthorized access, while still allowing one master to operate both types of cylinders.

Construction Master Keying (21- Option) Signature® Series

With construction key in cylinder

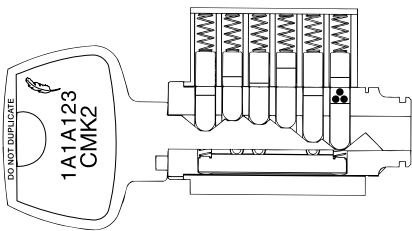


The SARGENT Signature Cylinder employs what is known in the industry as the “Lost Ball” method of Construction Master Keying. Use the 21- as the option when ordering this feature.

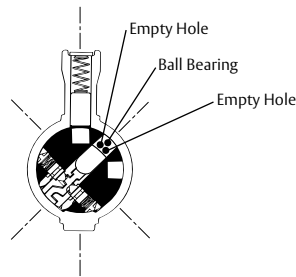
Note: Adding this feature to an existing SARGENT Master Key system may not be possible. Contact SARGENT key records department if this feature is required in an existing system

The SARGENT Signature Cylinder with “Lost Ball” method of Construction Master Keying is not offered with 10-63-. The 64- option is offered for construction keying when 10-6300 permanent cores are to be used.

With construction key in cylinder



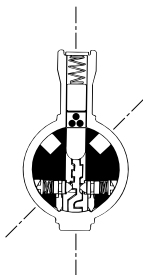
Construction key rotating cylinder plug



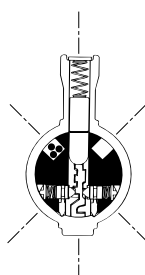
Example shows “Lost Ball” construction feature in last chamber of cylinder. Construction feature can be used in any chamber.

The ball bearings lie flat with one positioned behind the other. They are not stacked.

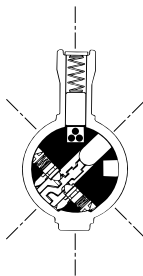
To void construction key using the day/change key



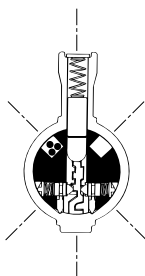
Change key inserted in cylinder.



Change key rotated to position for extraction. Construction key now voided from cylinder.



Change key rotating. Construction balls fall into hole in the side of plug.



Construction key inserted after balls are trapped. Driver now extends into plug chamber. Construction key will not rotate.

Signature Code Pattern Registration Form

SARGENT Signature Series
 Code Pattern Registration Form
100 Sargent Drive New Haven, CT 06511 Phone (203) 498-5540 Fax: (203) 776-5992

SECTION A - Distributor Information (1) Date: ___/___/___

(2) Distributor Name: _____ (3) Acct# _____

(4) City: _____ (5) State: ___ (6) Zip Code: _____

(7) Contact Name: _____

(8) Phone: () _____ (9) Fax: () _____

SECTION B - Facility Information

(10) Facility Name: _____

(11) Building Name: _____

(12) Address: _____

(13) City: _____ (14) State: ___ (15) Zip Code: _____

(16) Area responsible for key system _____

and Names of Authorizing Individuals _____ Title: _____

Mailing Address _____ City, State, Zip _____

Phone _____ Fax _____

(Please type or Print Clearly)

(17) Existing System? (Y/N) ___ (18) Existing TMK Code# _____ (19) Key: _____

(20) System Spec's: System Const Removable Hotel Cylinder
 Level ___ Key ___ Core ___ Mky ___ Qty _____

SECTION C - Area of Exclusivity Final Approval and assignment by Sargent


(21) National: ___ (22) Adjacent States: ___ (23) Other States: _____

SECTION D - Authorization

FACTORY USE ONLY

Keyway Family: ___ Master Sections: ___N___D___H___M___DH___HM___DM
 Single Sections: ___A___B___C___E___F___G___J___K___L
 Signature Code: _____ PIN Code: _____ Type (R/A) _____

Alternate Signature Code: _____


 H756

The Signature Code Registration Form must be submitted prior to any purchase orders for products. This for is available from your authorized SARGENT distributor or SARGENT key records dept. @ 1-800-727-5477.

The information on this form is used by computer software to select the unique Signature code pattern for each key system and monitor the selection process to insure code patterns are not duplicated within the pre-defined area of exclusivity.

Cover Sheet for all Keyed Orders

Customer/Account Number _____ **Purchase Order Number** _____

Contact: _____ **Phone:** _____ **Fax:** _____

Facility Name: _____ **Building Name:** _____

Facility Contact: _____ **Phone:** _____ **Fax:** _____

Address: _____ **City:** _____ **State:** _____ **Zip:** _____

Key System Definition

New Key Systems: Complete Scope of Key System Structure
 GM Levels: _____
 Masters per GM: _____
 Changes per Master: _____

GM Level 0: Masters per GM: _____
 Changes per master: _____

Master level 2: Changes per master: _____

Are Submasters to be used? Yes No

Note: Do not use this section to indicate quantities of physical output!

Keying Notes attached _____

How to mark a box in the form

Existing Key Systems (in information below)
 Existing Register Number: _____
 Existing TMK Billing and Keyway: _____
 Previous SARGENT order number: _____

Are all special keys preexisting? Y / N _____

Authorization
 Signature Code: _____
 Existing Pin Code: _____
 Letter of Authorization attached: Existing S/C Code _____
 Initial Request Form Attached For New S/C Code _____

V10 Code _____
 Letter of Authorization attached _____
 Contact Attached _____

Keys: _____
 Authorization Forms attached _____

Page 1

SARGENT KEYING ORDER INFORMATION SHEETS
Fill in this sheet for all keyed key systems to be built. Check the boxes where appropriate.

<p>Special Keying Requirements:</p> <p>Cross keying _____ 21/22 Construction Keying _____ 63 Removable Core _____ 10 Signature _____ V10 _____</p> <p>Attached separate sheet defining cross keying requirements _____ 31 Hotel Keying Markings _____ 34 Removable Core Old Style _____ 11 XC Feature _____ Restricted Key: _____</p>	<p>Hotel Keying Bond In _____ 73 SARGENT Small Format Core _____ 73 Existing Best/Arrow/Falcon _____ /A2 /A4</p> <p>Specify Keyway or Key Family Required _____</p>
--	---

V10 Stamping Requirements

Keys with Keyset Billing _____
 Existing Die Stamp: _____
 New Die Stamp: _____
 Omit SARGENT Logo _____
 Cylinders: No Oyl Stamping _____ Oyl Face _____ Oyl Concealed _____

Bitting List Requirements

Issued Keys _____ Expanded _____
 For Expanded Billings indicate number of extra billings: _____

(Large volumes may require an extra charge)

Key Quantities Number of cut Core/Key _____ Construction Masters _____ EMK's (Hole) _____
 Number of cut Master level Keys per each Master _____ DR _____
 Number of cut Change (Day) keys per Cylinder _____ per Keyset Symbol: _____

SARGENT has created a new order lead sheet. This form must accompany any purchase order containing product for the Signature cylinders and keys.

SARGENT recommends that the form accompany any purchase order for master keyed systems.

Copyright © 2007-2009-2011-2014-2016, Sargent Manufacturing Company, an ASSA ABLOY Group company. All rights reserved. Reproduction in whole or in part without the express written permission of Sargent Manufacturing Company is prohibited. 90105J 1/08/16

How to Order/Special Features

Signature® Series

SARGENT®
ASSA ABLOY

How to Order

In order to obtain a unique SARGENT Signature pattern, a pre-authorization form must be sent to SARGENT's Key Records department in New Haven, CT. SARGENT will reserve a specific Signature pattern for the particular end user.

All purchase orders received by SARGENT for Signature products must be accompanied by a letter of authorization from the end user, including his registered Signature pattern and 8 digit pin code.

10- option has been created to assist in identifying when a SARGENT product include the Signature cylinder feature.

When ordering, use 10- as the option to indicate that the product requires the Signature feature (e.g., 10-8226 LNL x 32D, 10-10G05 LL x 32D, etc.)

If other options are being used, be sure that the Signature option appears first (e.g., 10-63-10G05, 10-21-8226 x 32D, etc.)

Special Features: VKC and Cut Key Options

Visual Key Control

Visual Key Control will incorporate the standard industry key symbol identification. The Visual Key Control feature will appear on the key blank only. Stamping on the face of the barrel is not possible due to space limitations and security reasons. Concealed stamping of the key set on the slide is available as an option. All keys will have the Signature facility code with the Signature Quill logo.

Special Key Blank Stamping

The Signature Key Blank is offered in two versions to accommodate a variety of key bow stamping options.

Version one: The key blank has the standard SARGENT logo embossed on one side. The other side has the Signature Quill Logo, Do Not Duplicate, specific Signature code pattern, keyway and space for one additional line of stamping such as key set.

Version two: The key is less SARGENT logo. This allows for additional space for optional stamping such as custom field stamping. The other side has the Signature Quill Logo, Do Not Duplicate, specific Signature code pattern key way and one additional line for stamping such as key set. Key set symbols or alternate symbols will be stamped on all master keyed orders.

SARGENT Manufacturing Company
100 Sargent Drive
New Haven, CT 06511 USA
800-727-5477
www.sargentlock.com

ASSA ABLOY is the global
leader in door opening solutions,
dedicated to satisfying
end-user needs for security,
safety and convenience