

Vitesse™ High Security Locking System



ABUS PFAFFENHAIN™

LOCKING SYSTEMS



OUR STANDARD: QUALITY

High-quality raw materials, highly skilled staff and consistent development and manufacture of our locking cylinders from start to finish in Germany guarantee you the highest quality and a long product life. For us, quality means discipline, teamwork and continuously striving to make improvements in all business areas. We impress our customers with first-class products, expert advice, easily accessible service, fast processing times and a strong representation of our services in the market.

ABUS PFAFFENHAIN™

ABUS Pfaffenhain™ is part of the international ABUS group and specializes in mechanical locking systems. The company has over 70 years of experience in the development and manufacturing of high-quality security products. The locking systems are constructed and manufactured in Germany, ensuring that consumers receive precision products that maintain their high level of performance after many years.

LOCKING SYSTEMS FOR BUILDING SECURITY

A locking system is a decisive element in ensuring a building has the highest levels of security, comfort and flexibility. It regulates who has access to a building, and specifies each person's access rights. ABUS doesn't offer an off-the-peg solution, but rather a complete, well-designed modular system. This means you can select the exact equipment you need.

QUALITY MADE IN GERMANY

ABUS locking systems are manufactured under consistent conditions in Germany – from the cylinder housing to the core pins – and they guarantee both private and industrial users the highest level of protection against manipulation of the locking cylinder and illegal key copying. This is ensured primarily by using patented technologies and high-quality, precision products with the "Made in Germany" stamp of quality.

ABUS LOCKING SYSTEMS

ABUS LOCKING SYSTEMS

ABUS locking systems are ideal for programs of various sizes, from small to large master key systems. The range covers keyed alike cylinders, small and medium master key systems, as well as large grand master key systems. If requested, the planning and calculation of the grand master key system can be done by ABUS Pfaffenhain™.

All cylinders of ABUS Pfaffenhain™ have a core diameter of 14mm (0.55"). This increased diameter enables a very large number of combinations inside of the cylinder, making very large and complex grand master key systems with ABUS possible. These locking systems offer 1.5 million true key differs!



STRONG DRILL PROTECTION

- ABUS locking systems offer superior drilling protection compared to competitors
- 4 additional hardened steel pins are inserted into the cylinder (two per cylinder core and housing) and an additional carbide pin is inserted into the front of both housing sides

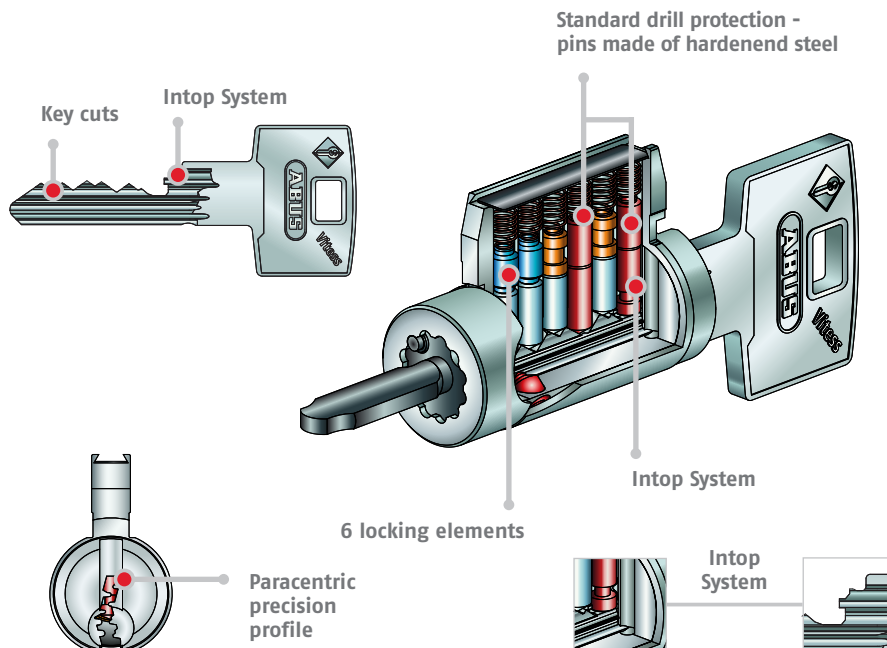
GRAND MASTER KEY SYSTEMS WITH A GUARANTEED SUPPLY FOR THE NEXT 20 YEARS

A grand master key system is a long-lasting investment in security. ABUS guarantees to supply needed cylinders or single parts up to 20 years after the creation of the grand master key system. Of course, the system can also be extended - mechanically or electronically - at any time. For this ABUS plans 20% extension reserve in advance.

14mm
0.55"

*Patent pending, max. patent term 2034

VITESSTM LOCKING SYSTEM



HIGHLIGHTS OF VITESSTM

- When patent is granted, patented key control through 2034
- Trademark Intop System restricts unauthorized key duplication even after patent expires
- Available in Mortise, Rim, Key-in-Knob/Lever, Deadbolt and 83 Series™ Locking Insert

TECHNICAL DETAILS

- Patent pending
- 6 locking elements
- 14mm (0.55") core diameter



TABLE OF CONTENTS

Where to Order	4
General Information	5
How to Order	6
Rim Cylinders	7
Mortise Cylinders	8
Key-N-Knob/Lever Cylinders	10
Deadbolts.....	10
83 Series Cylinder.....	11
Pins	12
Spare Parts and Components	13
Keys and Keying	14
Pinning Kit	15
Security Card	15
Supplies, Service Equipment and Tools	16
Forms.....	16
Terms, Conditions and Warranty.....	17



ORDERING

Where to Order

Contact your local ABUS Distributor Supplier or call ABUS USA at 1-800-352-2287.

How to order

Fax Order

Orders can be faxed to ABUS at 623-516-9934.

Email Order

Orders can be emailed to customer service at vitesscustomerservice@us.abus.com.

For More Information

More information can be found on our website at www.abus.com.

Forms can be found at www.abus.com/us/vitess.

See ABUS Vitess™ Price List for pricing information.

ABUS Technical Support

Contact ABUS Tech Support at 1-800-352-2287 or vitesssupport@us.abus.com.

GENERAL INFORMATION

What is ABUS Vitess™ High Security System?

The highest level of keyway security, ABUS Vitess™ High Security System is distributed under meticulous guidelines to protect the exclusivity of the individual true key profiles. Choose ABUS Vitess™ when the highest level of security and protection against unauthorized duplication is needed. ABUS Vitess™ High Security Key Control System meets the security requirements of locksmiths, distributors and end users.

ABUS locking systems offer the US market a new and innovative high security solution. Our advanced key control features are applied for patent (protection until 2034), with lifetime trademark thereafter (trademark applied). As an added security measure, we stock exclusive keyways. To increase security measures, our unique key shapes are not easily duplicated. This allows for the highest level of security.

Our high security locking systems are versatile. We work with our customers to build the right keying system for their needs. Our products are ideal for a variety of facilities, including court houses, law enforcement stations, universities, department stores, hotel and hospitality chains and much more. With our model of "local work supporting local economy," ABUS USA is proud to offer products to the US market that are stocked and assembled right here in the US.

Highlights

- Geographic exclusivity on key blanks
- Once granted, patents protect against unauthorized key manufacture through 2034
- Vitess™ precision paracentric curved key, unique intop system and profile check pin offer increased pick resistance with lifetime trademark (if granted and always renewed)
- Drill resistant cylinder housing and plug
- Pre-loaded housing reduces assembly time, no tools or follower necessary
- Extremely high tolerance creating less wear
- All key sections and master keying available at all levels of security
- ABUS cylinders and cores can be pinned using ABUS pinning kit
- Keys can be cut with commonly available key cutting machines with the purchase of the appropriate jaws
- Thicker curved keys for added strength
- Two-year product warranty and a life-time warranty against key breakage
- Made in Germany guarantees premium quality and a long product service life

ABUS Vitess™ Key Control Levels

ABUS Vitess™ High Security System consists of five programs:

Level 1: Dealer Open Non-Exclusive Keyway

Level 2: Regional Dealer Based Keyways, contracted to Dealer by Distributor assigned by zip code region

Level 3: National/Regional End-user/Institutional Exclusive Keyways, contracted and sold through normal channels of distribution

Level 4: National Distributor Exclusive Keyways, contracted to Dealer by Distributor

Level 5: State Dealer Based Keyways contracted to Dealer by Distributor

More details of each program along with initial investments can be found in the ABUS Vitess™ Price List.

Vitess™ Keyway Information

The Vitess™ High Security system uses true keyway differs. No sidebars are used, offering a higher security level. ABUS has over 3000 true keyway differs available.

Vitess™ Cylinder Form

Vitess™ locks and cylinders are available in two different forms:

COM (Combinated)

Fully assembled cylinder available KD, KA, MK. Includes two cut keys.

UNCOM (Uncombinated)

Pre-loaded housing with un-combinated cores and accessories. Key blanks sold separate.

Master Keying

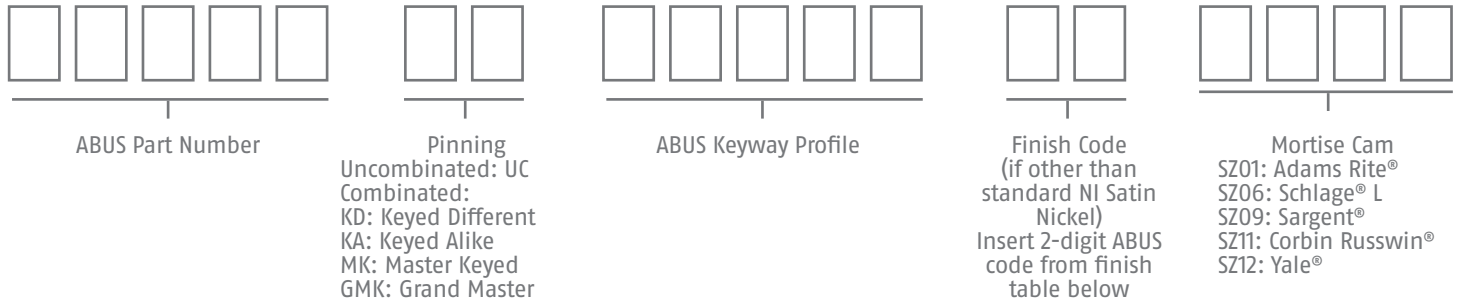
ABUS Vitess™ locks and cylinders may be master-keyed to meet virtually any requirement. Contact Tech Support to discuss special needs.

HOW TO ORDER

To order any of the products in this catalog, a part number must be provided. In most situations the part number has to be assembled to specify the desired product, as various options are available.


Please include keyway profile code when ordering keys, key blanks and cylinders.

Example	ABUS Part # 10587 Mortise Pre-loaded Housing	Pinning UC Uncombined	Profile # V37FE	Finish NI Standard Satin Nickel	Cam SZ09 Yale
Example	ABUS Part # 10514 RIM Cylinder Combinated	Pinning KA	Profile # V37AE	Finish CR Satin Chrome *only when not standard NI	



Available Finishes for Housings and Cylinder/Core:

Standard finish is Satin Nickel – all other finishes are special order



ABUS Code	Description
NI	Satin Nickel (standard)
CR	Satin Chrome Plated
AB	Antique Bronze
MS	Brass
PB	Polished Brass/Gold Plated

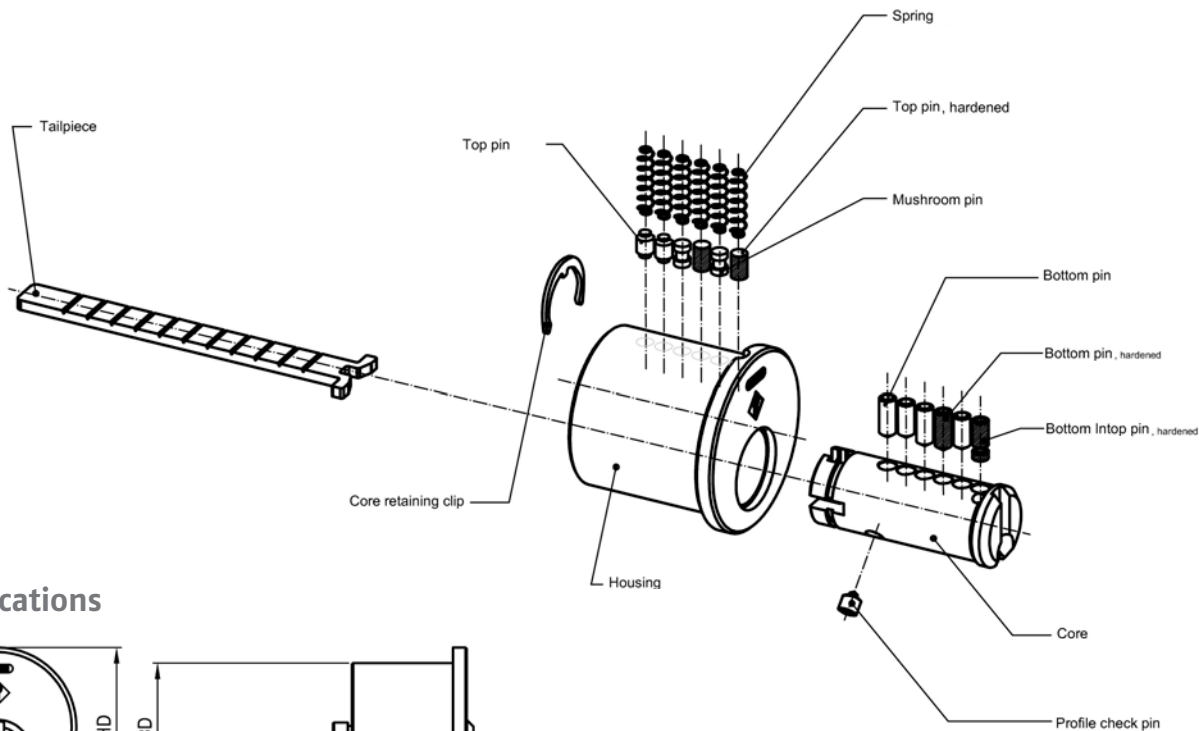
CONVENTIONAL RIM CYLINDERS

Commonly used on apartment and condominium doors, ABUS rim cylinders are used on vertical deadbolt locks and are also designed for commercial exit and panic devices. Rim cylinders are available with either horizontal (standard) or vertical break-off tailpiece.

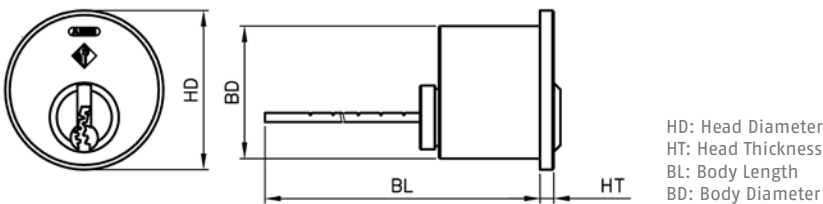


Technical

- Cylinder housing and plug are made of high quality nickel-plated brass
- Key material: nickel silver
- Technical copy protection by Intop system
- Pinning: 4 pins made of nickel silver and 2 hardened steel pins in the 1st and 3rd position for increased drill protection
- 14mm diameter core advantage – more space to allocate up to 13 pin lengths which gives extremely high combinatory capabilities



Specifications



Item	HD - Head Diameter	HT - Head Thickness	BL - Body Length w/cam	BD - Body Diameter
Rim Cylinder	1.337" (33.95mm)	0.118" (3mm)	1.075" (27.3mm)	1.146" (29.1mm)

RIM Cylinder Part Numbers

ABUS Model	Description
10511	Rim Pre-Load Housing, Horizontal Tailpiece and Retaining Clip
10597	Rim Pre-Load Housing with Uncombined Core, Horizontal Tailpiece and Retaining Clip (Level 2, 3, 4, 5)
10514	Rim Cylinder Combined KD/KA, Horizontal Tailpiece w/ 2 cut keys
10599	Rim Core Uncombined (Level 2, 3, 4, 5)

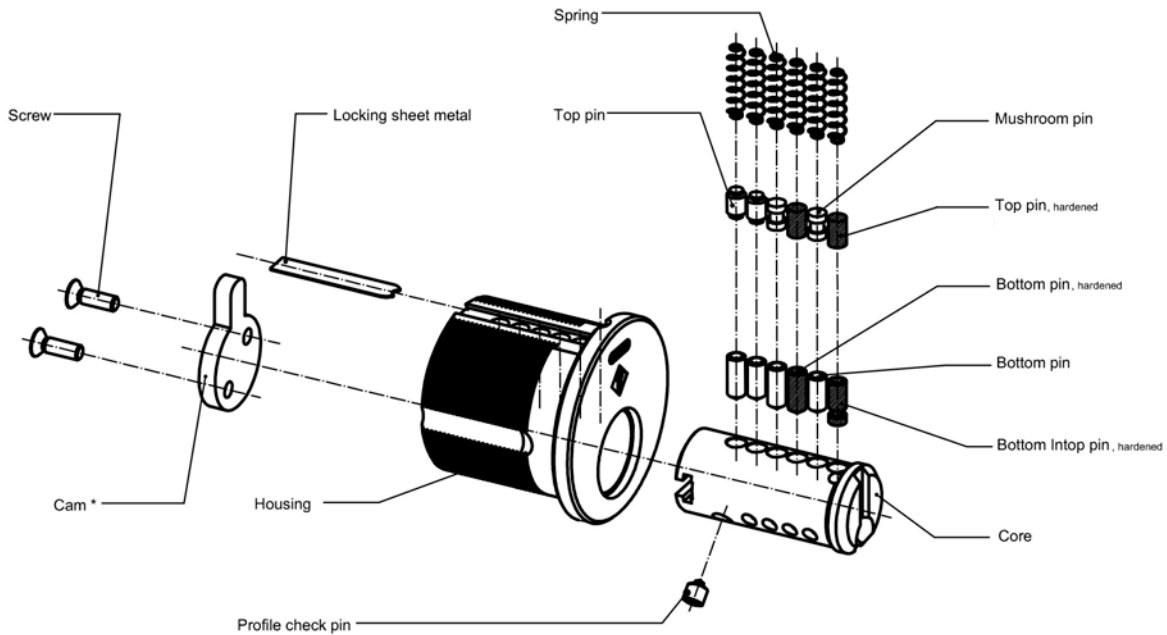
CONVENTIONAL MORTISE CYLINDERS

ABUS Vitess™ mortise cylinders are designed to replace several original manufacturers' cylinders in their locksets offering the highest level of security available on the market today. Made to standard U.S. dimensions, these rugged cylinders are available in a variety of finishes and lengths.

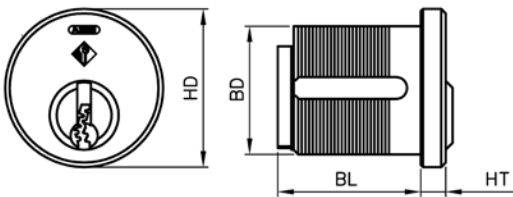


Technical

- Currently available in mortise housing lengths 1 1/8" and 1 1/4" with core extension
- Technical copy protection by Intop system
- Cylinder housing and plug are made of high quality nickel-plated brass
- Key material: nickel silver
- 5 mortise cam options available
- Pinning: 4 pins made of nickel silver and 2 hardened steel pins in the 1st and 3rd position for increased drill protection
- 14mm diameter core advantage – more space to allocate up to 13 pin lengths which gives extremely high combinatory capabilities



Specifications



HD: Head Diameter
 HT: Head Thickness
 BL: Body Length
 BD: Body Diameter


Item	HD - Head Diameter	HT - Head Thickness	BL - Body Length w/cam	BD - Body Diameter
1-1/8" Mortise Cylinder	1.370" (34.8mm)	0.138" (3.5mm)	1.042" (26.47mm)	1.150" (29.2mm)
1-1/4" Mortise Cylinder	1.370" (34.8mm)	0.138" (3.5mm)	1.200" (30.47mm)	1.150" (29.2mm)

CONVENTIONAL MORTISE CYLINDERS

Mortise Cylinder Part Numbers

ABUS Model	Description
10500	Mortise 1-1/8" Pre-Load Housing, Adams Rite® Cam
10585	Mortise 1-1/8" Pre-Load Housing, w/o Cam
10586	Mortise 1-1/8" Pre-Load Housing with Uncombined core, Adams Rite® Cam (Level 2, 3, 4, 5)
10587	Mortise 1-1/8" Pre-Load Housing with Uncombined Core, w/o Cam (Level 2, 3, 4, 5)
10501	Mortise 1-1/8" Cylinder Combined KD/KA, Adams Rite® Cam w/ 2 cut keys
10589	Mortise 1-1/8" Cylinder Combined KD/KA, w/o Cam w/ 2 cut keys
10590	Mortise 1-1/4" Pre-Load Housing w/core extension, Adams Rite® Cam
10591	Mortise 1-1/4" Pre-Load Housing w/core extension, w/o Cam
10592	Mortise 1-1/4" Pre-Load Housing with Uncombined Core, Adams Rite® Cam (Level 2, 3, 4, 5)
10593	Mortise 1-1/4" Pre-Load Housing with Uncombined Core, w/o Cam (Level 2, 3, 4, 5)
10594	Mortise 1-1/4" Cylinder Combined KD/KA, Adams Rite® Cam w/ 2 cut keys
10595	Mortise 1-1/4" Cylinder Combined KD/KA, w/o Cam w/2 cut keys
10596	Mortise Uncombined Core (for 1-1/8" and 1-1/4") (Level 2, 3, 4, 5)

Cams for Conventional Mortise Cylinders



Order Code

SZ01

SZ06

SZ09

SZ11

SZ12

Description

Mortise Cam
(Adams Rite®)

Mortise Cam
(Schlage® L)

Mortise Cam
(Sargent®)

Mortise Cam
(Corbin Russwin®)

Mortise Cam
(Yale®)

ABUS Model	Description
10506	SZ01 Mortise Cam (Adams Rite®) *Standard Cam
10507	SZ06 Mortise Cam (Schlage® L)
10508	SZ09 Mortise Cam (Sargent®)
10509	SZ11 Mortise Cam (Corbin Russwin®)
10510	SZ12 Mortise Cam (Yale®)

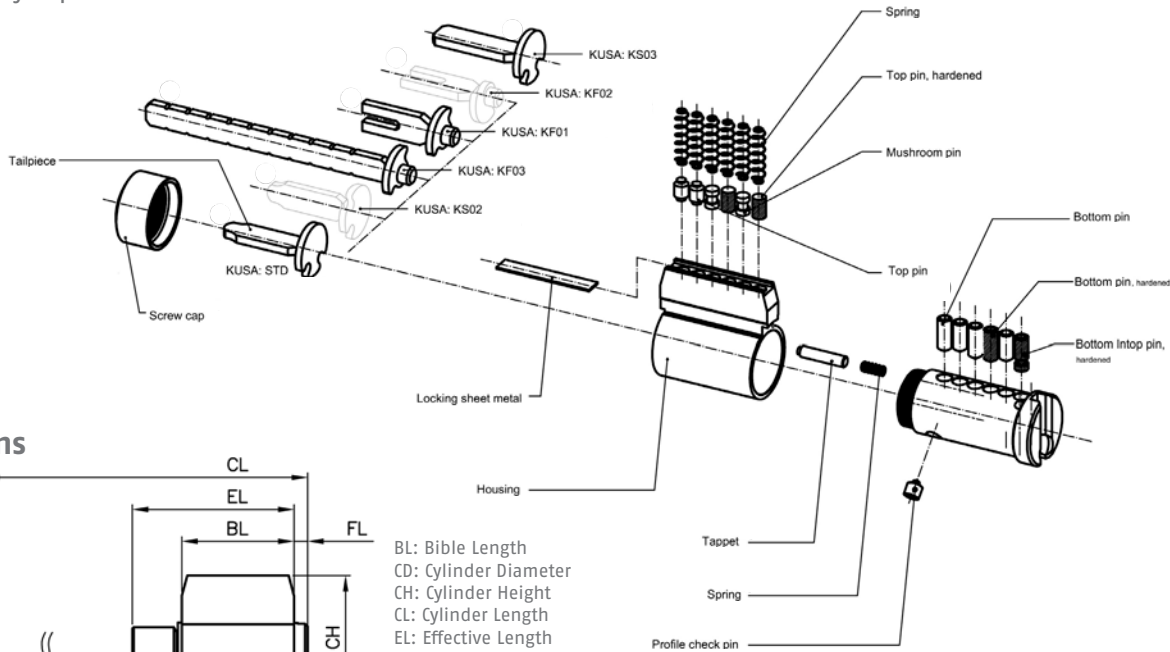
KEY-IN-KNOB/LEVER, DEADBOLT CYLINDERS

ABUS Vitess™ Key-in-Knob/Key-in-Lever and Deadbolt cylinders are designed to replace several original manufacturers' cylinders in their locksets offering the highest level of security available on the market today. These cylinders are manufactured to exact manufacturers' specifications to ensure precise fit and operation. ABUS Key in Knob/Key in Lever cylinders will improve the security of standard cylindrical locksets by Schlage® type cylinders.

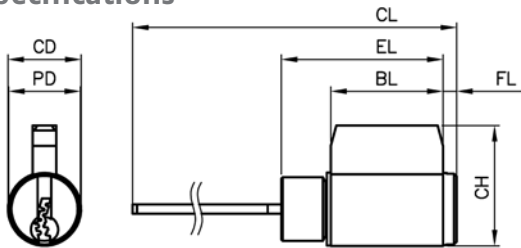


Technical

- Cylinder housing and plug are made of high quality nickel-plated brass
- Key material: nickel silver
- Technical copy protection by Intop system
- Fixed tailpieces at the cylinder can be adjusted to horizontal or vertical orientation
- Tailpieces for free wheel function can be adjusted to different free-wheel positions. Free-wheel 180°
- Pinning: 4 pins made of nickel silver and 2 hardened steel pins in the 1st and 3rd position for increased drill protection
- 14mm diameter core advantage – more space to allocate up to 13 pin lengths which gives extremely high combinatory capabilities



Specifications



BL: Bible Length
 CD: Cylinder Diameter
 CH: Cylinder Height
 CL: Cylinder Length
 EL: Effective Length
 FL: Front Length
 PD: Plug Face Diameter

Item	BL - Bible Length	CD - Cylinder Diameter	CH - Cylinder Height	CL - Cylinder length	EL - Effective Length	FL - Front Length	PD - Plug Face Diameter
KiK/KiL Cylinder	1.024" (26mm)	0.634" (16.1mm)	1.039" (26.4mm)	*see below	1.290" (32.76mm)	0.110" (2.8mm)	0.622" (15.8mm)
Tailpieces (*Cylinder length depends on tailpiece)			STD	KF03	KF01	KS03	
		Cylinder Length	2.15" (54.66mm)	3.62" (91.91mm)	2.07" (52.66mm)	2.21" (56.06mm)	

Key-in-Knob, Key-in-Lever and Deadbolt Cylinder Part Numbers

ABUS Model	Description
10519	KnK/KiL Pre-Load Housing w/Tailpieces (4pk)
10600	KnK/KiL Pre-Load Housing with Uncombined Cylinder Core and Tailpieces (4pk) (Level 2, 3, 4, 5)
10520	KnK/KiL Cylinder Combined KD/KA w/Tailpieces (4pk) w/2 cut keys
10602	KnK/KiL Uncombined Core (Level 2, 3, 4, 5)

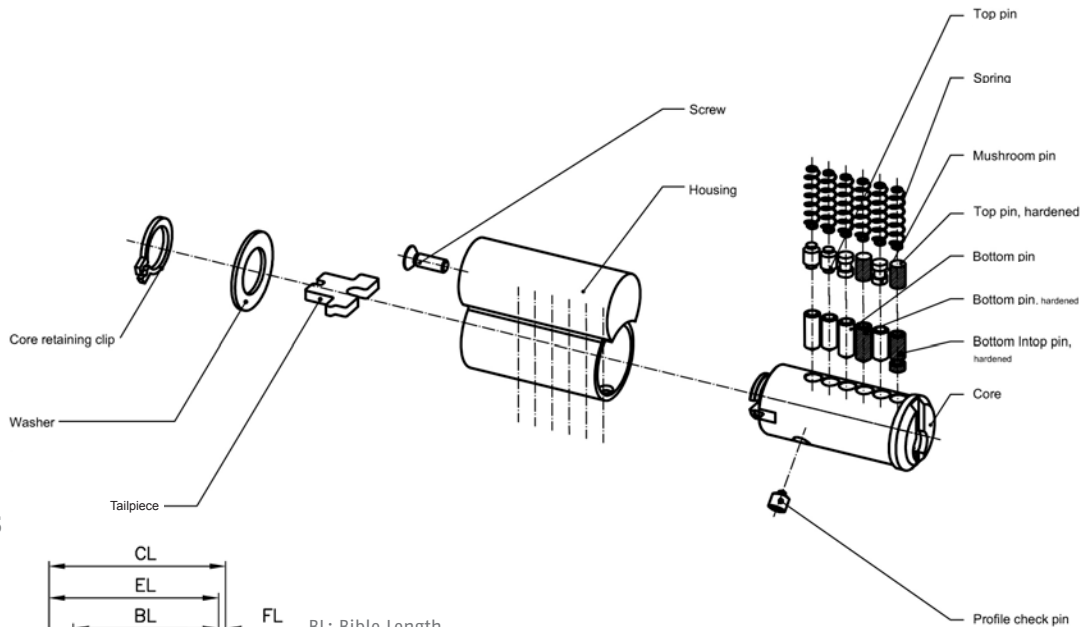
83 SERIES™ CYLINDER INSERT

ABUS manufactures heavy duty padlocks made from the highest quality materials that withstand the most rigorous testing procedures. Vitess™ 83 cylinder insert can be used together with ABUS 83 Series™ padlocks, now offering patented key control. The locking insert can be pinned without disassembling the core for quick assembly. ABUS padlocks are used in a wide variety of applications including storage rooms, perimeter fences, armories and more.

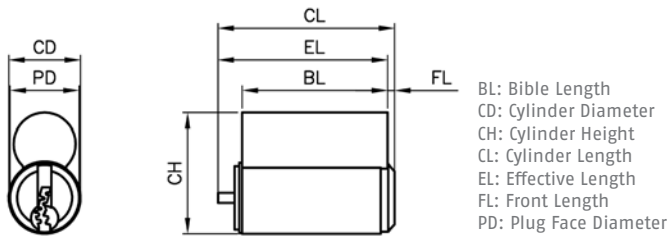


Technical

- Cylinder and housing made of high quality nickel-plated brass
- Key material: nickel silver
- Technical copy protection by Intop system
- Pinning: 4 pins made of nickel silver and 2 hardened steel pins in the 1st and 3rd position for increased drill protection
- 14mm diameter core advantage – more space to allocate up to 13 pin lengths which gives extremely high combinatory capabilities



Specifications



Item	BL - Bible Length	CD - Cylinder Diameter	CH - Cylinder Height	CL - Cylinder length	EL - Effective Length	FL - Front Length	PD - Plug Face Diameter
83 Insert	1.283" (32.6mm)	0.632" (16.05mm)	1.053" (26.75mm)	1.526" (38.75mm)	1.490" (37.85mm)	0.035" (0.9mm)	0.587" (14.9mm)

83 Series Cylinder Insert Part Numbers

ABUS Model	Description
10525	83 Series™ Pre-Load Housing
10603	83 Series™ Pre-Load Housing with Uncombined Core (Level 2, 3, 4, 5)
10526	83 Series™ Padlock Cylinder Combined KD/KA w/2 cut keys
10605	83 Series™ Cylinder Uncombined Core (Level 2, 3, 4, 5)

TUMBLER PINS

ABUS Vitess™ system uses its own pins.

Technical

- ABUS Vitess™ 14mm core allows for much more space to allocate more pin lengths
- Main competitors have a smaller core diameter
- Longer pins for less wear on pins and key top
- Pins made of nickel silver including hardened steel drill protection pins in the 1st and 3rd position



Tumbler Pin Part Numbers

ABUS Model	Description
10536	Bottom Pin InTop "hardened steel" no. 5
10537	Bottom Pin "hardened steel" no. Z
10538	Bottom Pin "hardened steel" no. Y
10539	Bottom Pin "hardened steel" no. X
10540	Bottom Pin "hardened steel" no. 0
10541	Bottom Pin "hardened steel" no. 1
10542	Bottom Pin "hardened steel" no. 2
10543	Bottom Pin "hardened steel" no. 3
10544	Bottom Pin "hardened steel" no. 4
10545	Bottom Pin "hardened steel" no. 5
10546	Bottom Pin "hardened steel" no. 6
10547	Bottom Pin "hardened steel" no. 7
10548	Bottom Pin "hardened steel" no. 8
10549	Bottom Pin "hardened steel" no. 9
10550	Bottom Pin "nickel silver" no. Z
10551	Bottom Pin "nickel silver" no. Y
10552	Bottom Pin "nickel silver" no. X
10553	Bottom Pin "nickel silver" no. 0
10554	Bottom Pin "nickel silver" no. 1
10555	Bottom Pin "nickel silver" no. 2
10556	Bottom Pin "nickel silver" no. 3
10557	Bottom Pin "nickel silver" no. 4
10558	Bottom Pin "nickel silver" no. 5
10559	Bottom Pin "nickel silver" no. 6
10560	Bottom Pin "nickel silver" no. 7
10561	Bottom Pin "nickel silver" no. 8
10562	Bottom Pin "nickel silver" no. 9
10575	Profile Check Pin
10563	Master Wafer no. 2
10564	Master Wafer no. 3
10565	Master Wafer no. 4
10566	Master Wafer no. 5

ABUS Model	Description
10567	Master Wafer no. 6
10568	Master Wafer no. 7
10569	Master Wafer no. 8
10570	Master Wafer no. 9
10571	Master Wafer no. 10
10572	Master Wafer no. 11
10573	Master Wafer no. 12
10574	Master Wafer no. 13
10608	Top Mushroom Pins
10609	Top Pin "hardened steel"
10610	Top Pin "nickel silver"
10611	Top Pin "hardened steel" (only used for cut 8/9)
10612	Top Pin "nickel silver" (only used for cut 8/9)
10613	Top Housing Spring

SPARE PARTS AND COMPONENTS

Mortise Cylinder Components Part Numbers

ABUS Model	Description
10619	Mortise Cylinder Core Extender for 1-1/4"
10513	Cylinder Fixing Bolt for Mortise Cam (Pkg 50)



RIM Cylinder Components Part Numbers

ABUS Model	Description
10512	Rim Core Retaining Clip (Pkg 50)
10577	Rim Cylinder Tailpiece Horizontal
10620	Rim Cylinder Tailpiece Vertical

KnK/KiL Cylinder Components Part Numbers

ABUS Model	Description
10578	KnK/KiL Screw Cap
10579	KnK/KiL Tappet
10580	KnK/KiL Spring
10621	KnK/KiL Tailpieces (4pk)

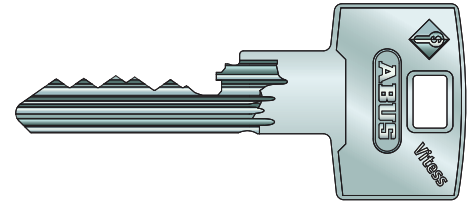


83 Padlock Cylinder Insert Parts

ABUS Model	Description
10581	83 Series™ Cylinder Core Retaining Clip
10582	83 Series™ Cylinder Core Washer
10583	83 Series™ Cylinder Core Tailpiece
10584	83 Series™ Cylinder Core Retaining Screw

KEYS AND KEYING

All ABUS keys are manufactured from the highest quality nickel silver material. The key's paracentric curved profile provides higher protection against picking and manipulation and key copy protection. The key bow size is perfect for easy identification and handling.



ABUS Vitesse™ Key Blanks

- Innovative key design protected by U.S. and international intellectual property rights
- Patent applied key control offers the ultimate in high security
- Able to cut on most popular key machines with the purchase of appropriate jaw
- Custom coining die required for all programs, excluding Level 1 Open Locksmith Keyway
- Custom coining die with customers name or logo requires one time setup die fee of \$250 net. If initial order is 1000 keys (blank or cut), setup die fee is waived
- Graphic/Logos available upon request with no extra surcharge
- **Specify keyway when reordering**

Note

Key blanks available in multiples of 100 only. Minimum order quantity of 500 for coined keys (cut or blank).

Technical

- High quality nickel silver material
- Key combination is read from tip to bow
- No. 9 pin is the longest with the deepest cut, No. Z pin is the shortest, with the shallowest cut
- For pinning rules, please reference ABUS Vitesse™ Service Manual

Warranty

- ABUS guarantees that if a key should break under normal usage, ABUS will replace it at no charge

Form

- ABUS Vitesse™ Personalized Key Program Form, AV#28 needs to be completed and returned to ABUS USA to order your custom coined keys. This is required for all levels with the exception of Level 1, which is not available for custom coined keys.

Managing Key Blank Inventory

It is important to keep an accurate record of key blank inventory and a detailed log of keys issued in case a question arises. Each incoming order of ABUS Vitesse™ blanks should be logged with a transaction on a Restricted Key Order Form, signed and dated by the employee who received and counted the blanks. All inaccurate cuts should also be documented on one of these forms, signed and dated by the employee who handled the transaction and logged into the main book. The total number of key blanks received, minus inaccurate cuts and keys issued, should always equal the number still on hand. The dealer should reconcile the log periodically and also log any discrepancies at that time. Discrepancies may indicate a breach in security or a careless employee.

Vitesse™ Key Part Numbers

ABUS Model	Description
10531	Vitesse™ Key Blanks (Pkg 100)
10606	Vitesse™ Cut Key

PINNING KIT

ABUS provides all the necessary tools for both the retail and institutional locksmith to service and maintain our locks in the field. The ABUS Vitess™ pinning kit is set up modularly, making it easy to access the parts needed.

- The ABUS Vitess™ pinning kit is a stable, durable plastic kit, which comes with all necessary components for the Vitess™ High Security program.
- The threefold latch with two buckles and a safety cover prevents unintentional opening.



Pinning Kit Contents

- Index with item numbers
- Labels for the single inserts
- Includes:
 - Top and bottom hardened steel pins
 - Top and bottom nickel silver pins
 - Housing top springs
 - Master wafers
 - Profile check pin
 - Mortise cams

Pinning Kit Part Numbers

ABUS Model	Description
10576	ABUS Vitess™ High Security Pinning Kit

SECURITY CARD

Technical

- ABUS Vitess™ Security Cards are used as authorization for the Vitess™ program
- Cards have a signature panel on the back and are issued by the servicing locksmith who directly supports the system owner
- The owner must present the I.D. card to obtain duplicate keys or additions to his system
- The signature will be validated by the dealer



Forms

- ABUS Vitess™ Security Card Order Form #AV27 needs to be completed and returned to ABUS USA to order your customized security cards
- ABUS Vitess™ Security Card Signature Registration Form #AV25 is kept on file with the Dealer for signature validation of the purchasing owner of the program

Security Card Part Numbers

ABUS Model	Description
10622	Vitess™ Security Signature Card
10623	Vitess™ Security Signature Card - Duplicate/Replacement

SUPPLIES, SERVICE EQUIPMENT & TOOLS

Supplies, Service Equipment and Tools Part Numbers

ABUS Model	Description
10615	Complete Assembly Tool Kit
10616	Grooved Follower
10617	Filling Device 3pc Kit
10618	Plastic Plugs



Assembly Tool Kit



Follower



Filling Device

Key Machine Accessories

ABUS Vitess™ keys can be cut with commonly available key cutting machines with the purchase of the appropriate jaws, cutters and clamping assistance tools. Please contact your key machine manufacturer to purchase the right accessories.

FORMS

All ABUS Vitess™ forms can be found online at www.abus.com/us/vitess.

#AV21 Vitess™ Confidentiality Agreement

All who purchase a Vitess™ program sign this document and return to ABUS USA.

#AV22 Vitess™ Distributor Agreement

Distributor, Dealer and ABUS USA sign this agreement when purchasing a Vitess™ program (Level 2 and higher). Distributor returns signed agreement to ABUS USA for signatures. ABUS USA returns fully executed agreements back to the Distributor and Dealer for their records.

#AV23 Vitess™ Dealer Agreement

Distributors have their Dealer sign this form when purchasing a Vitess™ program. The Distributor returns 3 originals to ABUS for signature and ABUS returns fully executed agreements back to Distributor to keep on file and Dealer.

#AV24 Vitess™ Source Authorization Form

This form is used if you already own a Vitess™ program and have a need to request another Distributor source for your program. This form is completed and returned to ABUS USA.

#AV25 Vitess™ Security Card Signature Registration Form

This form is for the Dealers to keep record of purchasing owners of a Vitess™ system. The owner signs the form and their security card for future verification when ordering duplicate keys or products. The Dealer keeps this form for their records on file.

#AV26 Vitess™ Master Key Request Form

This form is completed when ordering a master key system and returned to ABUS USA

#AV27 Vitess™ Security Card Order Form

This form is completed to order customized security cards with the Dealer's name on it and Dealer's Account numbers assigned by the Distributor they purchased the program from. This form needs to be returned to ABUS USA to order the security cards. (Required for levels 2-5)

#AV28 Vitess™ Personalized Key Program Order Form

This form is completed to order your personalized coined keys and returned to ABUS USA. (Required for levels 2-5) Level 1 is not available for coined keys.

TERMS, CONDITIONS AND WARRANTY

ABUS USA, LLC, a division of the ABUS Group and all of its subsidiaries and related companies (future or currently existing) reserve the right to refuse an order, in its entirety or in part, when the credit of the Purchaser is judged not to be satisfactory in our absolute discretion. Furthermore, ABUS USA, LLC and its affiliates may refuse an order when the type or quantity of goods being requested does not conform to our ordering specifications.

The following conditions and terms incorporated herein constitute the entire agreement between the parties. Sales quotations, sales quotation requests, purchase orders or other forms of acknowledgement issued by the Purchaser that have contradictory terms and conditions do not bind ABUS USA, LLC or its affiliates to any other terms and conditions beyond those encompassed in this agreement. Only with separate written agreements written by ABUS USA, LLC or its affiliates and authorized by an ABUS USA, LLC representative may alternative terms and conditions be considered or referenced.

When ABUS USA, LLC accepts the Purchaser's purchase order, the Purchaser agrees that they accept the terms and conditions as described in this agreement regardless of the terms and conditions that may be specified in the Purchaser's purchase order. In the event when the Purchaser's purchase order terms and conditions and the terms and conditions specified in this agreement conflict, the Purchaser's terms and conditions will be disregarded and denied and the Purchaser agrees that this agreement shall constitute the entire agreement between the Purchaser and ABUS USA, LLC. In the event or circumstance that the enforcement of the terms and conditions of this agreement hereof is not conducted by ABUS USA, LLC or any other instrument, document, or alternative agreement relating to the goods being sold, such lack of enforcement will not waive, affect or reduce any right of ABUS USA, LLC in the future to require/enforce strict performance of such terms and agreements.

PRICES

All prices are subject to change without advance notice and are not guaranteed. All orders received by ABUS are deemed submitted at applicable prices in effect at the time of shipment pursuant to the terms and conditions outlined below. Possession of this catalog, ABUS Price List or other officially authorized ABUS documents, sales literature, catalogs does not constitute an agreement to sell. We reserve the right to correct clerical and other types of errors at any time. All prices are stated in US dollars.

TERMS

Decisions concerning the extension of trade credit are made by ABUS in its absolute sole discretion. Distributors/Purchasers who satisfy ABUS' ordinary credit criteria will be able to purchase products from ABUS at Net thirty (30) days. A service charge of 1% per month shall be imposed on the unpaid balance of any delinquent invoices. COD or Cash in Advance orders do not qualify for any term discounts. Furthermore, the Customer/Distributor/Purchaser shall be responsible for costs involving collections, court cost and or attorney's fees in association with the recovery of any overdue amounts.

QUOTATIONS

If and when ABUS USA, LLC chooses to provide an official sales quote, the quote will be valid for sixty (60) days. Complete shipment of the order must be accepted by the Purchaser within six (6) months from the date of issuance. Sale quote numbers (SO #'s) and possible project names must be referenced on the order. The sales quote is considered null and void if the Purchase Order does not reflect all of the product lines on the original sales quote or if the quantities for an item found in the quote deviate fifteen (15) percent or more. The Purchaser must request a new quotation.

Amendments, changes or modifications to an original sales quote will be accepted for up to thirty (30) days from the date of the original quote. All modifications must reference the original sales quote number. With the acceptance of the sales quote for the purchase of products, the Purchaser agrees that the products or services being purchased will not be resold or transferred to any distributor not sanctioned/authorized by ABUS USA, LLC to sell its products. This includes all branches and affiliates of the distributor. Failure to adhere to this restriction may result in the distributor's loss in eligibility for quotes or services in ABUS USA, LLC's sole discretion. ABUS USA, LLC and its sales representatives reserve the right to for any reason refuse a request for quotation that deviates from ABUS USA, LLC's standard price list regardless of previously quoted discounted prices on some or all of its orders.

SPECIAL ORDERS

Products or services not included or listed in this catalog are considered as special products or services and will not be produced or executed without prior approval from ABUS USA, LLC. Additional fees for labor or materials required to complete the special order will be charged respectively. Standard lead times may not apply due to the nature of the special order request. Please contact an ABUS USA, LLC sales representative for more details.

HIGH SECURITY ORDERS

For adequate and responsible control of End User restricted keyways and locking systems, ABUS USA, LLC requires that depending on the Purchaser type (Distributor, Service Provider, End User) that a series of documentation be completed and returned to ABUS USA, LLC. All orders submitted require a current copy of Authorization form and it must be completed by the documented authorized personnel whose name(s) are on file with ABUS USA, LLC.

DELIVERY

Orders that are submitted by the Purchaser to ABUS USA, LLC will be acknowledged and given a scheduled delivery date based on the forecasted manufacturing lead times. All Purchase Orders submitted must have completed and accurate information to be processed, orders that lack the necessary and mandatory information will be delayed in their entry and lead times will be adjusted accordingly. ABUS USA, LLC will work to meet the scheduled delivery dates but makes no guarantee of as to the actual delivery date. ABUS USA, LLC cannot be held liable for compliance fines or related back charges incurred based on availability of product or as a result of poor information being provided at the time of the Purchase Order placement. ABUS USA, LLC cannot be held liable or responsible for delays caused by natural catastrophes, weather, acts of terrorism, government or industry labor strikes or any other causes beyond our control including delivery or material to our facilities. ABUS USA, LLC cannot be held liable for any financial or other forms of damage due to the failure of delivery.

TERMS OF SHIPMENT

All products, finished goods or components are shipped FOB Phoenix or FOB Germany unless otherwise agreed upon in writing by ABUS USA, LLC. Once transfer of product is completed to a common carrier the title to and risk of loss product shipped becomes the responsibility of the Purchaser. All claims for shortages and damages are the responsibility of the Purchaser. ABUS USA, LLC reserves the right to ship via the best possible carrier of its choosing. All shipments will be prepaid at \$750 minimum order level.

CLAIMS

All claims for shipping and/or invoicing differences must be submitted within 10 days of receipt of shipment. Upon delivery to or pickup by the carrier, title passes and shipments become the property of the customer. The customer assumes the risk of and makes claims for any loss, shortage or damage in transit.

TERMS, CONDITIONS AND WARRANTY

RETURNED GOODS

No products (finished goods or components) may be returned to our facilities without prior written approval from ABUS USA, LLC. If approved the returned product must be in its original unmarked carton/ packaging. The goods must have shipped and been invoiced within the last ninety days (90) days. All approved returns back to ABUS USA, LLC or its affiliates will be at the distributor's or Purchaser's own expense. All goods returned will be subjected to inspection and a minimum 25% restocking fee at the distributor/Purchaser's expense. Products that are master-keyed, special orders, key bitted will not be accepted under any circumstances, unless the product is determined to be defective.

GOVERNING LAW

The rights and obligations of the parties shall be governed by the laws of the State of Arizona in the country of the United States of America, excluding any conflicts of law known or unknown.

INDEMNITY

Purchaser or distributor shall indemnify ABUS USA, LLC, its representatives and affiliates (current or future) harmless against all claims, liability, loss or other damages to all persons for injury of any nature, including sickness and/or death, property damage at the time of delivery or after when the product is no longer under the possession or control of ABUS USA, LLC and/or its affiliates.

LIMITED WARRANTY

ABUS USA, LLC warrants that its products sold under the Vitess™ brand name or the ABUS brand name in the United States of America are free from defects in workmanship and materials under normal use and service. This warranty does not cover defects or damage from improper installation, lack of or insufficient maintenance, poor or improper storage, shipping and handling, corrosion, ordinary wear and tear, misuse, abuse, accident, unauthorized service or use with non-ABUS branded products or parts. This warranty is void if any modification is made to the warranted product, all changes or modifications are made at the risk of the party making the modification.

All products sold under the Vitess™ High Security Cylinder line will have a limited two (2) year warranty from the time that the original goods were transferred from the Purchaser. ABUS Vitess™ high security keys will have a lifetime warranty against manufacturing defects and breakage.

Requirements for Combined and Uncombined Vitess™ Products:

1. Keys shall be cut to the ABUS Vitess™ specifications required for the particular keyway and depth system and be original key blanks made by ABUS.
2. All pin lengths shall be selected according to prescribed ABUS Vitess™ requirements.
3. Original ABUS Vitess™ brand cylinders and cylinder components, including pin tumblers and key blanks, shall be used. We reserve the right to void any warranties or claims for warranty on the basis of using products or components that are not produced by ABUS USA, LLC or its affiliated ABUS sister companies.
4. ABUS USA, LLC will not pay for the cost of the repair performed, reinstallation or new installation of a new or existing keying systems or products. Furthermore, ABUS USA, LLC cannot be held liable for any related fees, loss of use or perceived loss of use or any other associated issues in terms of a warranty claim on the ABUS Vitess™ keying system. Written notice of a product or component part believed to be defective as covered by this warranty should be sent to ABUS USA, LLC, and should include your name and address, an identification of the product or component part and a brief description of the defect. Upon receipt of such

notice, ABUS USA, LLC will inform you where to ship the product or component with prepaid shipping for inspection and in the event such inspection reveals a defect covered by this warranty, the product will be repaired and or replaced. ABUS USA, LLC and its affiliates reserve the right to replace products covered by this warranty that may be discontinued with what we deem as a suitable equivalent.

This warranty gives you specific rights, and you may also have other rights which vary from state to state. This warranty applies to ABUS brand products only.

ABUS, the ABUS Logo, Vitess, Pfaffenhain and 83 Series are trademarks of ABUS August Bremicker Söhne KG, its subsidiaries and / or affiliates in the United States and other countries. All other trademarks are the property of their respective owners.

Proven: Globally and in every dimension



Burj Al Arab, UAE



Al Zeina, UAE



Emirates Palace Hotel, UAE



German Aerospace Centre,
Germany



Ozeaneum, Germany



© Architecture Groupe 6, 2010


Centre Hospitalier Universitaire,
France



Elbe Office, Germany



Collège Paul Langevin,
France



Herdecke Gas Factory, Germany



Magdeburg Campus Tower,
Germany



Donauwörth Volkshochschule,
Germany



German Clock Museum,
Germany



Security Tech Germany

Contact:

ABUS | USA LLC

23910 N. 19th Avenue, #56

Phoenix, AZ 85085

Phone: 623-516-9933

Fax: 623-516-9934

Email: vitesscustomerservice@us.abus.com

Internet: www.abus.com

