

**SARGENT®**

**ASSA ABLOY**

---

# Signature® Series

---



## Signature® Series

### Table of Contents

#### Page

Signature® Features and KeyWizard™ Software.....	1
Signature Components.....	2
UL437 Mortise & Rim Cylinders.....	3
Bored Locks Cylinders.....	4
10-6300 LFIC Cylinders and 6300 Series Tools.....	5
Key Blanks.....	6
Visual Key Control.....	7
Keyway Control.....	8
Construction Master Keying.....	9
Registration Forms.....	10
How to Order/Special Features.....	11

### Policy

The SARGENT® Signature® patented cylinders and keys are available through the normal channels of distribution.

Assignment of unique SARGENT Signature patterns must be pre-approved by the factory.

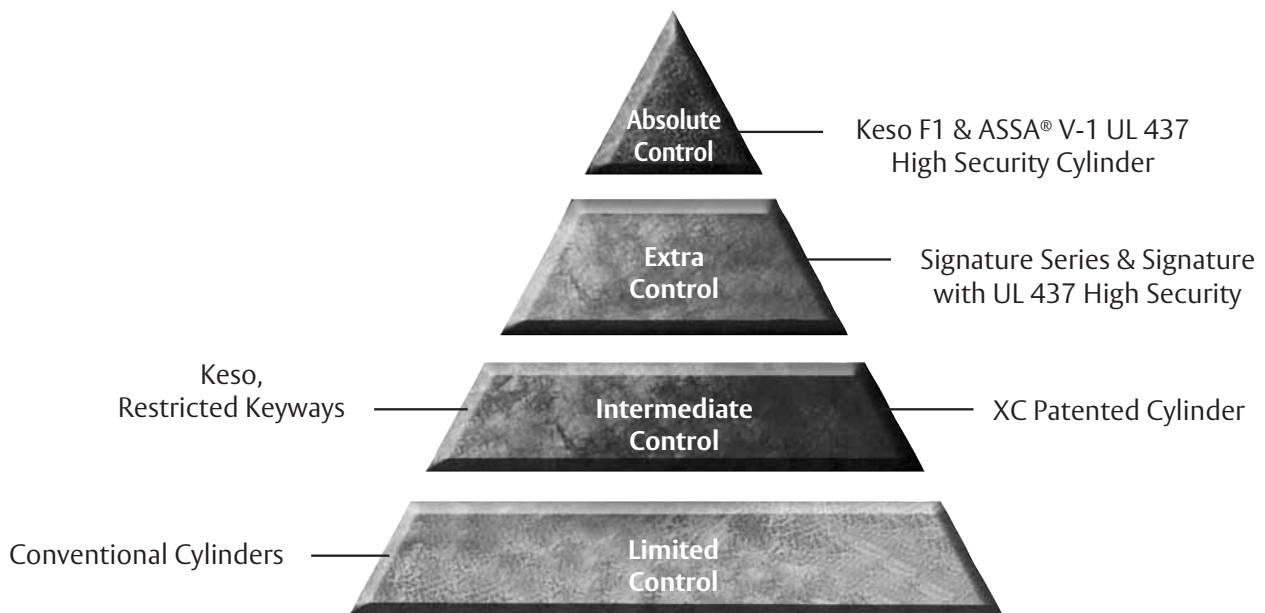
A letter requesting a SARGENT Code Pattern Registration Form must be sent to the Key Records Department in New Haven, CT.

Signature patterns will be issued by predefined geographical boundaries and assigned in accordance with a standard factory policy. This policy would not reuse the same key way with the same Signature dimple pattern in the same state or adjacent states providing a large area of exclusivity. For example a system in Connecticut would not be reused in New York, Massachusetts and Rhode Island.

A letter of authorization under the letterhead of the End-User must accompany any purchase orders for any products which involve SARGENT's Signature cylinders and or keys.

SARGENT Signature patterns are assigned at the End-User level.

### Pyramid. Cylinder & Key Control Products



Copyright © 2007, 2009 - 2011, Sargent Manufacturing Company, an ASSA ABLOY Group company. All rights reserved. Reproduction in whole or in part without the express written permission of Sargent Manufacturing Company is prohibited.

90105D; 11/15/11

\* See product catalogs for more information

**SARGENT's KeyWizard™ 5.5 Software Package Tracks Multiple Key Systems Including Keys, Keyholders, Locations and Hardware Information**

This comprehensive key management software package was developed for locksmiths and end-users to track detailed information. The program features easy to navigate, non-cluttered screens and uses a format similar to Microsoft® Outlook™.

**Features:**

- Free Technical Support 1-800-610-1706 and system upgrades for 1 year
- Website support at [www.keywizard.net](http://www.keywizard.net)
- Multi-level passwords and access levels
- Clear, easy to read screens
- Manages multiple end user key systems
- Customized query, reporting, and search capability
- Global searching across multiple key systems
- Comprehensive hardware schedules
- Keyholder photos and signatures for identity verification
- Scheduled maintenance and reminders for overdue keys and back-ups
- Accurate key symbol sorting
- Multi-level key authorizations and key deposits
- Network and stand-alone versions
- Pinning calculators
- Reports options including printing in a variety of formats and e-mail
- Cylinder and key random serial ID generator
- Key authorization forms that can be printed at will
- Editable field titles
- Ability to connect to a website and search for any updates



<b>How to Order:</b> .....	<b>Part Number</b>
Single License Version .....	<b>KW-SS1</b>
Network Version.....	<b>KW-SSN1</b>
Demonstration Version .....	<b>KW-DEMO1</b>
KeyWizard CD with new masterkey system (when purchased with hardware) .....	<b>DLKW1</b>
KeyWizard CD with existing key systems* .....	<b>DLKW2</b>

KeyWizard replacement for KeyMinder (Consult factory for eligibility requirements)	
Single License Version .....	<b>UP-KW-SS1</b>
Network Version.....	<b>UP-KW-SSN1</b>

\* Please consult factory for the availability of existing systems for use with KeyWizard.

**Computer System Recommendations:**

**REQUIRED:**

- 350 MHz processor
- 60 MB hard disk space
- Windows® 7, Vista, XP, NT, ME, 2000 or 98
- 64MB Ram
- CD drive

**RECOMMENDED For Better Performance:**

- 500 MHz or faster
- 70 MB or more
- Windows® 7, Vista, XP, NT, ME, 2000 or 98
- 64MB Ram
- CD drive

# Signature Components

## Signature® Series

**SARGENT®**

**ASSA ABLOY**

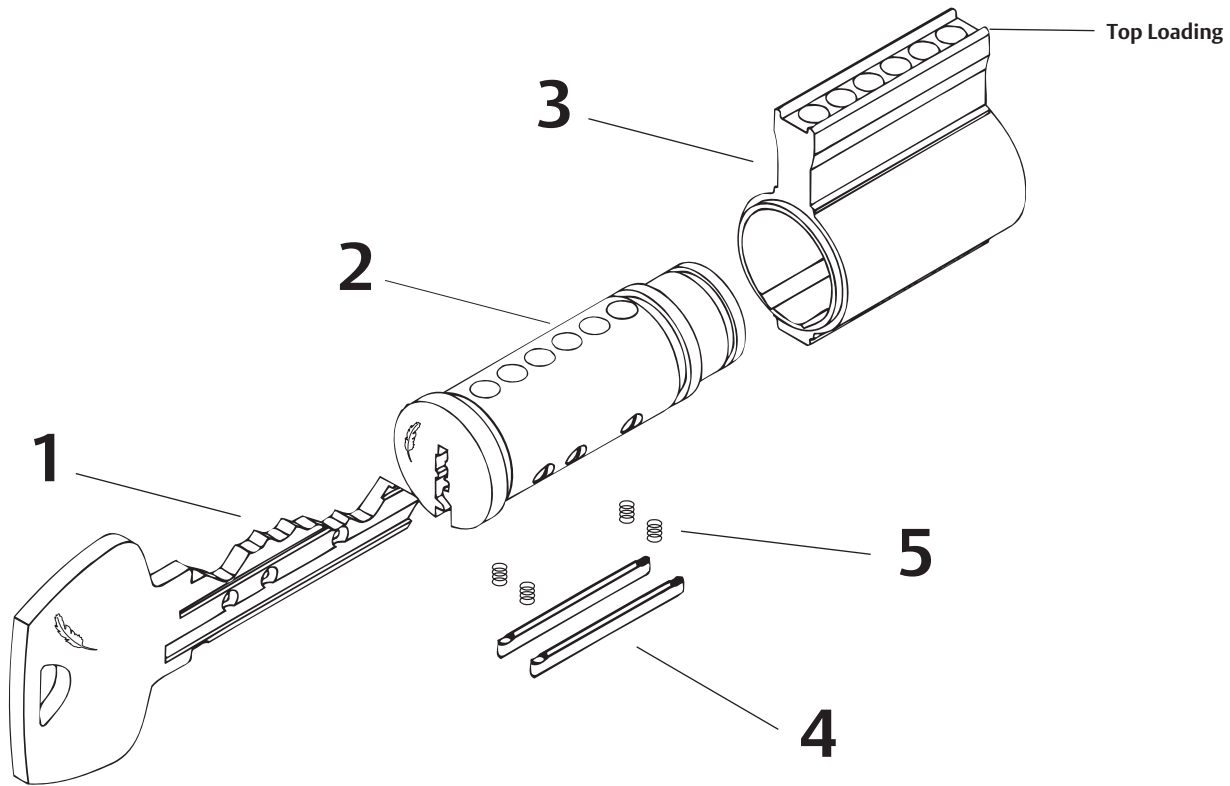
The Signature key system consists of a 6 pin cylinder with 2 added blocking bars with shear lines (item 4) which work in conjunction with 6 factory loaded side pins. The side pins depths and locations vary and only work with a corresponding dimpled key.

In addition, two “blocking pins” for a total of 8 are in each plug/barrel. These blocking pins prohibit non Signature keys from being inserted into the Signature cylinder. Signature keys can operate non-Signature cylinders.

These pins are factory installed and do not need to be serviced.

The Signature key system is ideal for existing facilities that would like to upgrade to a Patented key system with minimal effort.

Signature can easily be blended into most existing key systems while allowing the end user one master key that will open both Signature and non-Signature cylinders.



### Key Blank

- 1** Standard key bitting can be accomplished in the field with any industry standard duplicating or code cutting machine.

### Signature Barrel (Plug)

- 2** Unique Signature pattern code pins factory loaded. Field servicing not required.

### Signature Body

- 3** Grooved to function with offset blocking bar assemblies.

### Signature Offset Blocking Bar

- 4** (2) Two per cylinder. Locks out all but correctly dimpled and bitted keys.

### Signature Offset Blocking Bar Springs

- 5** (4) Four per cylinder. Two per offset blocking bar. Supplies required spring force to prevent compromise of offset blocking bars by anything other than a correctly dimpled and bitted key.

Copyright © 2007, 2009 - 2011, Sargent Manufacturing Company, an ASSA ABLOY Group company. All rights reserved. Reproduction in whole or in part without the express written permission of Sargent Manufacturing Company is prohibited.

US Patent # 5,475,998

90105D: 11/15/11

**2**

1-800-727-5477 • [www.sargentlock.com](http://www.sargentlock.com)

ASSA ABLOY, the global leader in door opening solutions

## UL437 Mortise & Rim Cylinders

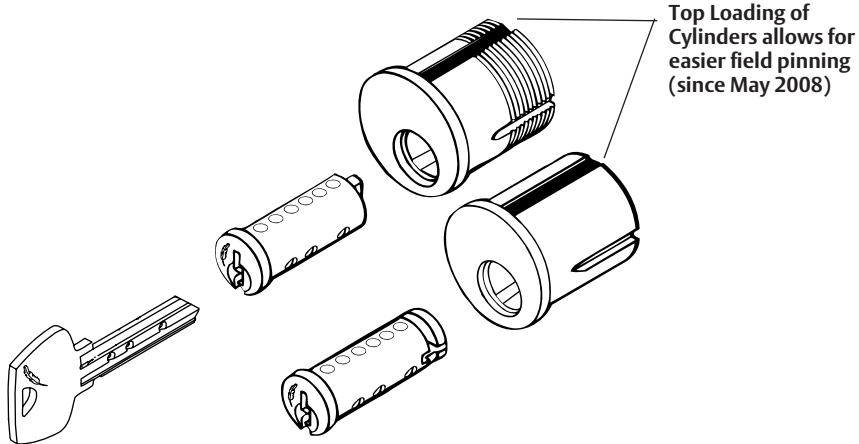
### Signature® Series

#### UL 437 Listed Cylinders








Sargent offers the Signature Series Mortise and Rim Cylinders with the UL 437 option. UL 437 sets the standard for both drilling and picking resistances. These cylinders are manufactured to include hardened drill resistant inserts in both the plug/barrel and body along with 6 stainless steel drivers.

UL 437 High Security Signature Cylinders are recommended for doors most likely to be physical assaulted, while the use of standard Signature Cylinders is more advantageous and less costly for interior doors. Use the 10-UL prefix when required for this option.

The UL cylinders complement Anti Vandal and Security escutcheons offered with our 8200 Series Mortise Locks and 80 Series Exits Devices.



#### Cams for use with 40 Series

Cam Type	Suffix	Part Number
SARGENT Std Cam 	No Suffix	13-0664
ADAMS RITE (1850) 	-101	13-0512
ADAMS RITE (4070) 	-104	13-0513
Inside Cam for 16 & 92 function Mortise Locks 	-105	13-0665
Schlage L 	-106	13-0938
OPEN 	-112	13-0097
SARGENT (4370) 	-113	13-0921
Cam Screws	2 required	01-1121

#### Mortise/Rim Cylinders

	Complete 6 Pin Assembly**	Barrel***	Body & Slide Assembly	Cylinder Length
40 Series* Cylinder	10-41	13-3835	13-3726	1-1/8"
	10-42	13-3836	13-3727	1-1/4"
	10-43	13-3837	13-3728	1-3/8"
	10-44	13-3838	13-3729	1-1/2"
	10-46	13-3839	13-3730	1-3/4"
	10-48	13-3840	13-3731	2"
	10-50	13-3841	13-3732	2-1/4"
	10-52	13-3842	13-3733	2-1/2"
	10-54	13-3843	13-3734	2-3/4"
	10-56	13-3844	13-3735	3"
Rim Cylinder*	10-34	13-3845	13-3847	

\* When cylinders are ordered (without hardware), they are packed with #97 rosette as standard. Others available, consult Product Catalogs for optional collars.

\*\* Cylinders offered in the following finishes: US 3, 4, 9, 10, 10B, 10BL, 14, 15, 20D, 26, 26D, 32 and 32D.

\*\*\* Barrels offered in US 4 and 15 only

**Note:** Parts on this page reflect only those that are unique to the Signature feature. For all other cylinder components, refer to the standard cylinder section.

Only the Signature cylinders listed on this page are offered in higher security UL 437 version.

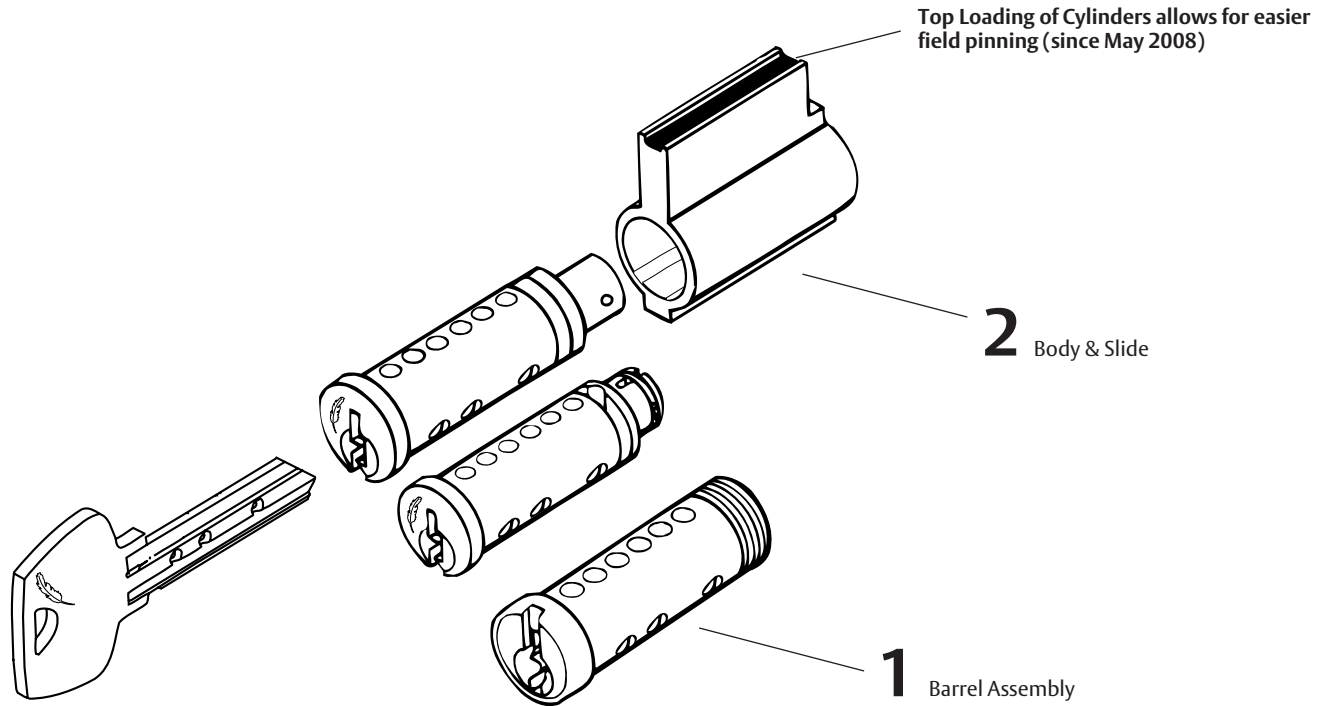
Only Signature Mortise or Rim cylinders are available with the UL option which provides the highest level of security and is underwritten by Underwriters Laboratories UL 437 standards.

**Note:** UL437 is not available with 21-, 63-, 78- or LE3 & LE4 mortise trims

**Example order for a UL437 Signature Mortise Cylinder is specified: 10-UL-41 x 26D x key set**

# Bored Locks Cylinders

## Signature® Series



### Bored Locks

Functions	Lockset	Assembly	Barrel Assembly #1	Body & Slide #2
All except 50 function	11 Line	10-C11-1 (13-4147)	13-3851	13-3710
All except 50 function	10, 8L, 7 Lever, 6500	10-C10-1 (13-3713)	13-3851	13-3710
All except 50 function	9, 8	10-C8-1 (13-3827)	13-3850	13-3852
All except 50 function	6 "S","N"	10-C6-1 (13-3814)	13-3851	13-3710
All except 50 function	6 "B"	10-C6-1B (13-3815)	13-3851	13-3710

### Auxiliary Locks (Deadbolts)

Lockset	Assembly	Barrel #1	Body #2
474, 484	10-C480-1 (13-3857)	13-3849	13-3855
475, 485, 487	10-C480-2 (13-3858)	13-3849	13-3855
486	10-C480-3 (13-3859)	13-3849	13-3855
464	10-C460-1 (13-3861)	13-3849	13-3854
465	10-C460-2 (13-3862)	13-3849	13-3854

**Note:** Parts on this page reflect only those that are unique to the Signature feature. For all other cylinder components, refer to the standard cylinder section.

#### Not Available in UL 437

Cylinders offered in US 4 and 15 only

For products not listed, contact factory for availability

Copyright © 2007, 2009 - 2011, Sargent Manufacturing Company, an ASSA ABLOY Group company. All rights reserved. Reproduction in whole or in part without the express written permission of Sargent Manufacturing Company is prohibited.

90105D: 11/15/11

# 10-6300 LFIC Cylinders and 6300 Series Tools

Signature® Series

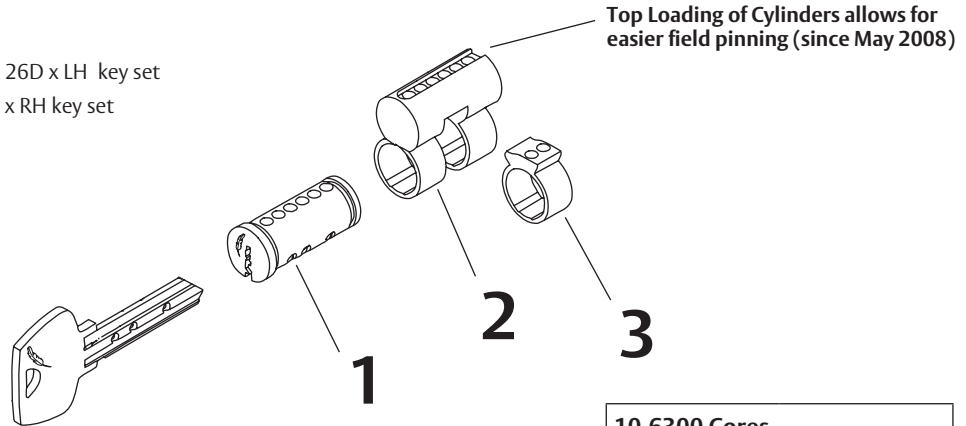
**SARGENT®**

**ASSA ABLOY**

Signature LFIC core cylinders offer a patented cylinder with the convenience of quickly changing cores without lock disassembly. Consult individual product catalogs for availability.

**Ordering examples:**

- 10 Line Cylindrical - 10-63-10G05 LL x 26D x LH key set
- 8200 Mortise - 10-63-8204 LNL x 26D x RH key set



**10-6300 LFIC can be used with:**

- 10-63-34 Rim Cylinders
- 10-63-40 Series Mortise Cylinders (in these Sizes 42 (1-1/4"), 43 (1-3/8"), 44 (1-1/2") & 46 (1-3/4") (See page 3 for Cam Types)
- 10-63-11 Line (T-Zone Locks)
- 10-63-10 Line Locks
- 10-63-7 Line Locks
- 10-63-6500 Series
- 10-63-8 & 10-63-9 Line Bored Locks
- 10-63-758 Padlocks
- 10-63-858 Padlocks

**Note:** Not available with the UL option

10-6300 Cores	
Complete Core	10-6300 x finish
#1 Barrel	13-0976
#2 Body Only	13-0977
#3 Sleeve	13-1074
Slide (Not Shown)	13-0797/ 13-1341*

\* Slides for cylinders mfg after 3/06

**432 RC Tool for 6300 LFIC (Removable Core)**



- The 432 RC tool to assist in installing SARGENT LFIC (Removable Core) Mortise Housings. This tool makes it easy to thread a cylinder body into a Mortise lock and can also be used to check the cylinder function of a lock before installing the cylinder core.
- Order as: 432 RC for the 6300 LFIC (Removable) Core Installation Tool

**437S Signature Keying Kit**

Used to service SARGENT Signature cylinders. Includes all of the same components as the 437C plus: (As shown in the Cylinders & Components Catalog)


- 100 Blocking Bar springs, 13-0986
- 10 Each Blocking Bars, 13-1109
- 1 Each Field Service Tool, 13-3916

**Note:** When repining 10-6300 Signature removable core cylinders made before January 2009, containing special hollow drivers, the 437RC/UL supplemental pinning kit is required.

**Note:** Parts on this page reflect only those that are unique to the Signature feature. For all other cylinder components, refer to the standard cylinder section.

**436-1 Slide Block Kit**

- Includes fixture and staking tool for use only with the (10)- 6300 Series Cylinders manufactured after March 2006 for the ease of top loading in the field
- The kit includes 100 each slides (p/n 13-1341), Staking Block and staking tool
- Cylinders manufactured after March 2006 will not include the box around the SARGENT logo and can be used with this kit



**Note:** Cores made prior to March 2006 can be bottom loaded or top loaded with slide 13-0797, which must be staked.

Copyright © 2007, 2009 - 2011, Sargent Manufacturing Company, an ASSA ABLOY Group company. All rights reserved. Reproduction in whole or in part without the express written permission of Sargent Manufacturing Company is prohibited.

# Key Blanks/Cut Master Keys

## Signature® Series

**SARGENT®**

**ASSA ABLOY**

### Part Numbers

All Signature key blanks are stamped at the factory with the Quill Logo and the individual Signature pattern. The Signature key blanks with the end user's unique dimple pattern are available only from SARGENT.

Available Keyways: H, L, R. For other sections, call factory.

Orders for these key blanks, must be accompanied by a letter of authorization under the end user's letterhead. This letter must contain the required key section(s) and appropriate authorizer's identification

The Signature Key Blank for field cutting and stamping key is offered in two styles.

Version one: The key blank has the standard SARGENT logo embossed on one side. The other side has the Signature Quill Logo, specific Signature code pattern, keyway and space for one additional line of stamping such as key set.

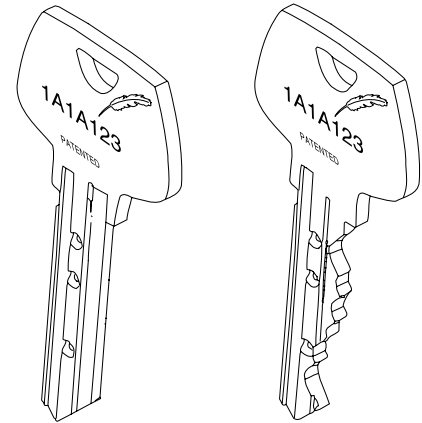
Version two: The key is less SARGENT logo. This allows for additional space for optional stamping such custom or specific die stamping or DO NOT DUPLICATE. The other side has the Signature Quill Logo, specific Signature code pattern key way and one additional line for stamping such as key set. Key set symbols or alternate symbols will be stamped on all master keyed orders.

Two types of Signature featured key blanks are available for specific Keyway (sections) configurations: the day key or single key section, and the Master Keyway sections.

10-S6275 Day Key x keyway  
10-S6270 Master Section x keyway

**Note:** Sold in boxes of 50 per keyway

For cut master and control keys order by the following #:  
Master or Grandmaster 10-S6272 MK  
Control Key 10-S6272 CTL  
Control Key 10-S6255 CTL used with 1 bitted 10-6300 cores



Key bittings can be cut on any industry standard key cutting machine.

### Field Service Parts

#### Part Numbers

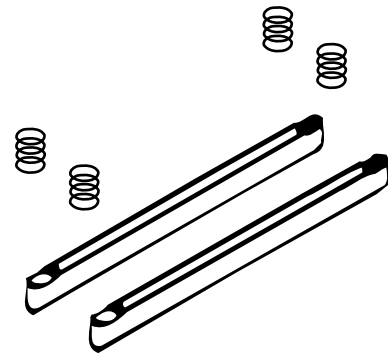
Blocking Bar (Old Style)	13-0985
Blocking Bar (New Style)	13-1109
Blocking Bar Spring	13-0986

Blocking Bar packed in quantities of 10

Blocking Bar Spring packed in quantities of 100

**Pinning Kit** The 437-S pinning kit is for Signature cylinders. (on previous page) LFIC (Removable) core cylinders manufactured before January 2009 require the use of hollow drivers in both the 3rd and 4th chambers found in Kit 437 RC/UL. (located in the Conventional Catalog) LFIC (Removable) core cylinders manufactured after December 2008 use standard drivers and spring 13-1769 in all positions. 10-UL listed cylinders when re pinned require the use of hardened pins which are sold separately. The 437RC/UL has space to store these hardened pins.

**Service Tools** Refer to Standard Cylinder Section. No additional service tools required for the Signature Cylinder.



Cylinder lubricant packaged in convenient 3.0 oz. aerosol can be order by p/n 18-0070

Copyright © 2007, 2009 - 2011, Sargent Manufacturing Company, an ASSA ABLOY Group company. All rights reserved. Reproduction in whole or in part without the express written permission of Sargent Manufacturing Company is prohibited.

90105D: 11/15/11



### Visual Key Control (Stamping)

To allow for easier key and cylinder identification, SARGENT offers the option for permanent stamping of keys and/or cylinder with industry standard alpha-numeric keyset symbols.

Non-visual key control stamped change (day) keys include bitting numbers as standard, (Item A) unless specified in keying order lead sheet submitted with order requesting to be omitted and key set substituted.

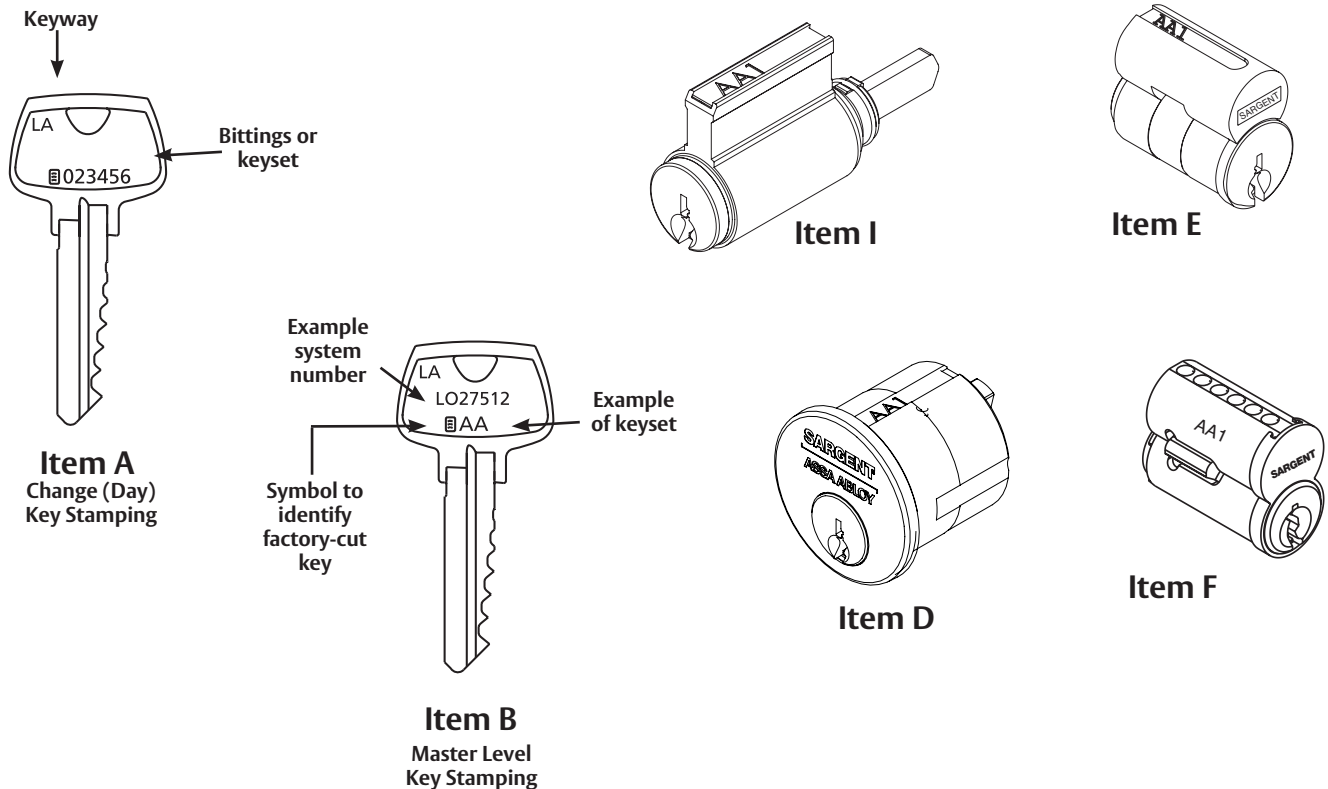
SFIC and Signature change keys are stamped with key set symbols as standard.

Master level keys do not include bitting numbers. Master level keys include system register numbers stamped on the first line, and the standard visual key control designations on the second line (Item B).

#### Up to 7 characters available for permanent stamping for Visual Key Control

- Key and cylinder identified by industry standard alpha-numeric keyset symbols
- Concealed stamping on mortise and rim cylinders and bored lock cylinders available on the slide only (Item D or I)
- Cylinder-slide stamping available on 5100 and 6300 SARGENT LFIC (removable) cores, bored lock, mortise/rim cylinders (Item E, I D)
- Core side engraving available for 7300B Series up to 7 characters (Item F)
- Special key stampings available, such as “DO NOT DUPLICATE” or “CITY OF PHOENIX”
- XC and Signature cylinders not available with visual plug stamping
- XC and Signature cylinders available with only concealed slide stamping (Item D, E and I) only
- Signature LFIC 10-6300 available with cylinder slide stamping (Item E)

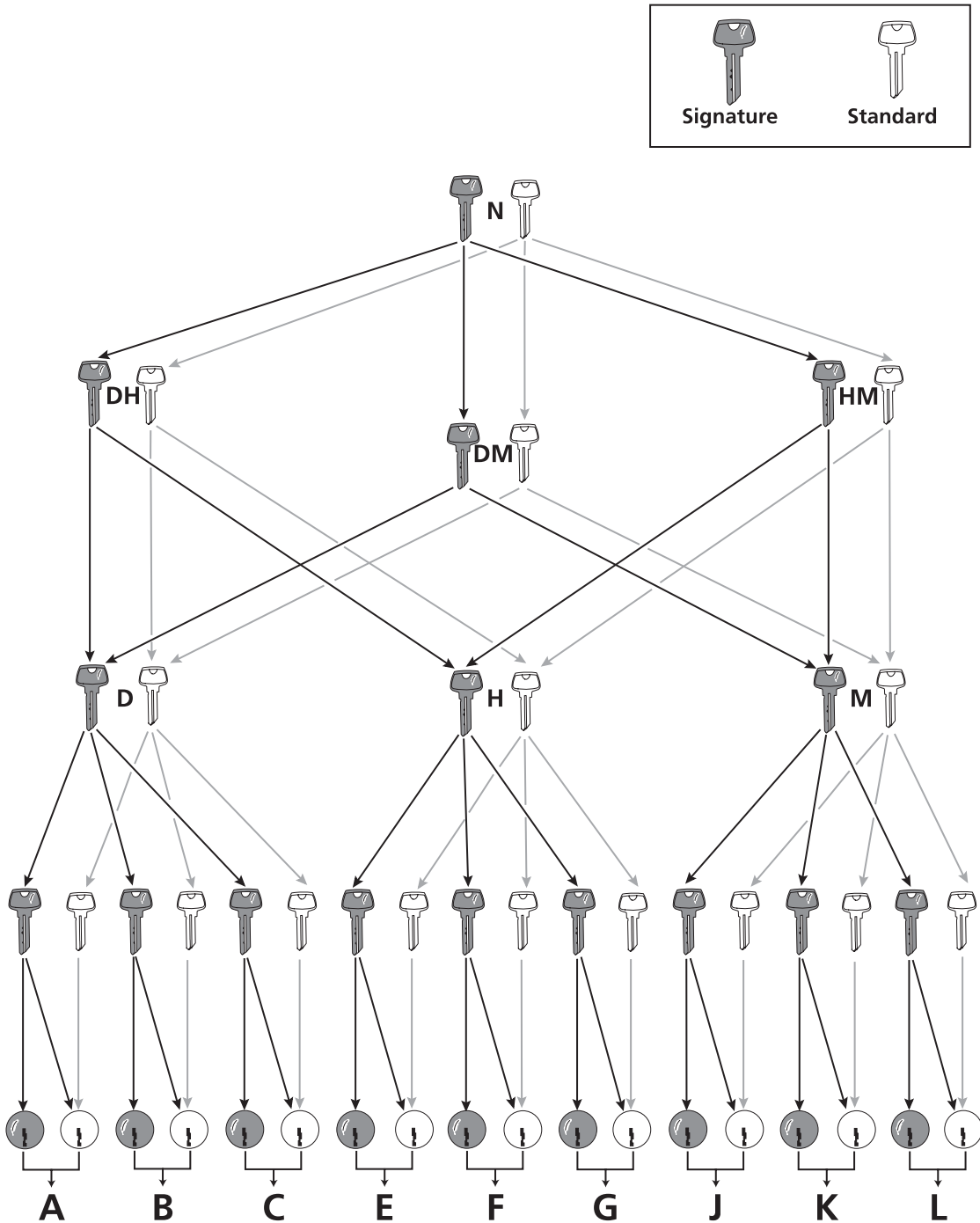
**NOTE:** SARGENT will stamp alternate identity codes whenever requested. If the Visual Key Control stamping is not wanted, an alternate code for stamping the individual identity of the Master Level Keys can also be substituted.



### Tamper Proof Packaging

For the highest level of security for the end user, Tamper Proof Packaging is used on all Master Keys, Signature key blanks and all restricted key blanks. This heat sealed shrink wrap identified with “SARGENT Sealed For Your Security” provides assurance of the integrity of the factory generated key system.

Signature vs. Standard Keyway Control



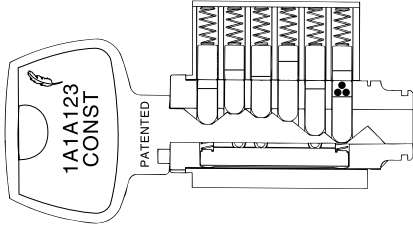
Copyright © 2007, 2009 - 2011, Sargent Manufacturing Company, an ASSA ABLOY Group company. All rights reserved. Reproduction in whole or in part without the express written permission of Sargent Manufacturing Company is prohibited.

SARGENT Signature keys are produced with a special feature that allows them to operate Signature cylinders as well non-Signature cylinders within the same keyway family. The standard key does not contain the special feature which allows it to operate a Signature cylinder but will continue to operate non-Signature cylinders.

Signature key system can be easily blended into most existing facilities using the existing keyways (contact key records), but with the additional feature that allows operation only with Signature Keys. This prevents unauthorized access with a minimum effort. Typically all exterior cylinders and selected interior cylinders are upgraded to Signature to immediately stop unauthorized access, while still allowing one master to operate both types of cylinders.

# Construction Master Keying (21- Option) Signature® Series

## With construction key in cylinder

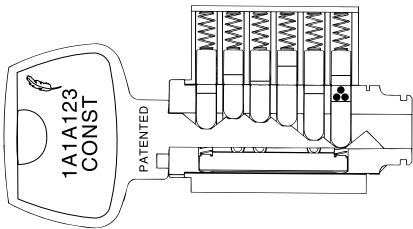


The SARGENT Signature Cylinder employs what is known in the industry as the “Lost Ball” method of Construction Master Keying. Use the 21- as the option when ordering this feature.

**NOTE:** Adding this feature to an existing SARGENT Master Key system may not be possible. Contact SARGENT key records department if this feature is required in an existing system.

The SARGENT Signature Cylinder with “Lost Ball” method of Construction Master Keying is not offered with 10-UL- and 10-63-. The 64- option is offered for construction keying when 10-6300 permanent cores are to be used.

## With construction key in cylinder

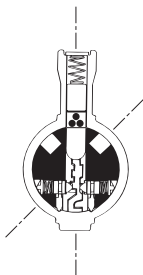


## Construction key rotating cylinder plug

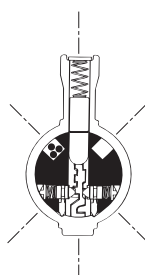


Example shows “Lost Ball” construction feature in last chamber of cylinder. Construction feature can be used in any chamber.

## To void construction key using the day/change key



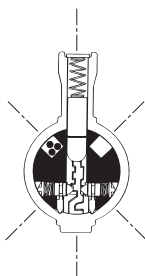
Change key inserted in cylinder.



Change key rotated to position for extraction. Construction key now voided from cylinder.



Change key rotating. Construction balls fall into hole in the side of plug.



Construction key inserted after balls are trapped. Driver now extends into plug chamber. Construction key will not rotate.

### Signature Code Pattern Registration Form

**SARGENT Signature Series**  
Code Pattern Registration Form  
100 Sargent Drive New Haven, CT 06511 Phone (203) 498-5540 Fax: (203) 776-5992

**SECTION A - Distributor Information** (1) Date: \_\_\_/\_\_\_/\_\_\_

(2) Distributor Name: \_\_\_\_\_ (3) Acct# \_\_\_\_\_

(4) City: \_\_\_\_\_ (5) State: \_\_\_ (6) Zip Code: \_\_\_\_\_

(7) Contact Name: \_\_\_\_\_

(8) Phone: ( ) \_\_\_\_\_ (9) Fax: ( ) \_\_\_\_\_

**SECTION B - Facility Information**

(10) Facility Name: \_\_\_\_\_

(11) Building Name: \_\_\_\_\_

(12) Address: \_\_\_\_\_

(13) City: \_\_\_\_\_ (14) State: \_\_\_ (15) Zip Code: \_\_\_\_\_

(16) Area responsible for key system \_\_\_\_\_  
and Names of Authorizing Individuals \_\_\_\_\_ Title: \_\_\_\_\_  
\_\_\_\_\_ Title: \_\_\_\_\_

Mailing Address \_\_\_\_\_ City, State, Zip \_\_\_\_\_

Phone \_\_\_\_\_ Fax \_\_\_\_\_  
(Please type or Print Clearly)

(17) Existing System? (Y/N) \_\_\_ (18) Existing TMK Code# \_\_\_\_\_ (19) Key: \_\_\_\_\_

(20) System Spec's: System Const Removable Hotel Cylinder  
Level \_\_\_ Key \_\_\_ Core \_\_\_ Mky \_\_\_ Qty \_\_\_\_\_

**SECTION C - Area of Exclusivity Final Approval and assignment by Sargent**

(21) National: \_\_\_ (22) Adjacent States: \_\_\_ (23) Other States: \_\_\_\_\_


**SECTION D - Authorization**

**FACTORY USE ONLY**

Keyway Family: \_\_\_ Master Sections: \_\_\_N\_\_\_D\_\_\_H\_\_\_M\_\_\_DH\_\_\_HM\_\_\_DM  
Single Sections: \_\_\_A\_\_\_B\_\_\_C\_\_\_E\_\_\_F\_\_\_G\_\_\_J\_\_\_K\_\_\_L

Signature Code: \_\_\_\_\_ PIN Code: \_\_\_\_\_ Type (R/A) \_\_\_\_\_

Alternate Signature Code: \_\_\_\_\_



H756

The Signature Code Registration Form must be submitted prior to any purchase orders for products. This for is available from your authorized SARGENT distributor or SARGENT key records dept. @ 1-800-727-5477

The information on this form is used by computer software to select the unique Signature code pattern for each key system and monitor the selection process to insure code patterns are not duplicated within the pre-defined area of exclusivity.

### Cover Sheet for all Keyed Orders

How to use this interactive form: Put cursor over the red triangle  
**SARGENT KEYING ORDER INFORMATION SHEETS**  
How to mark a box in the form

<p>Customer/Account Number _____ Purchase Order Number _____</p> <p>Ship To: _____</p> <p>Contact: _____ Phone: _____ Fax: _____</p> <p>Facility Name: _____ Building Name: _____</p> <p>Facility Contact: _____ Phone: _____ Fax: _____</p> <p>Address: _____ City: _____ State: _____ Zip: _____</p> <p><b>Key System Definition</b></p> <p><small>At all times New Key Systems need to be defined. New Systems need to be defined to build your system and to define it.</small></p> <p><b>New Key Systems: Complete Scope of Key System Structure</b></p> <p>GM Levels _____</p> <p>GM Level 0 _____</p> <p>GM Level 1 _____</p> <p>Master level 2 _____</p> <p>Are Submasters to be used? Yes No</p> <p><small>Note: Do not use this section to indicate quantities of physical output key</small></p> <p>Keying Notes attached _____</p>	<p>Note Special Shipping Addresses on Page 3</p> <p>Are all special keys provided? Y / N _____</p> <p><b>Existing Key Systems</b></p> <p>Existing Register Number _____</p> <p>Existing TMK Billing and Keyway: _____</p> <p>Previous SARGENT order number _____</p> <p><b>Authorization</b></p> <p>Signature Code: _____</p> <p>V10 Code _____</p> <p>Keys _____</p>
--	---

**SARGENT KEYING ORDER INFORMATION SHEETS**

<p><b>Special Keying Requirements:</b></p> <p>Cross Keying _____</p> <p>21/22' Construction Keying _____</p> <p>63 Removable Core _____</p> <p>10 Signature _____</p> <p>V10' _____</p>	<p>Hotel Keying Board In _____</p> <p>73 SARGENT Small Format Core _____</p> <p>73 Existing Best/Arrow/Fabron _____ /A2 /A4</p> <p>Spec'f: Keyway or Key Family Required _____</p>
---	--

<p><b>V102 Stamping Requirements</b></p> <p>Keys with Keyset _____ Billing _____</p> <p>Existing Die Stamp: _____</p> <p>New Die Stamp: _____</p> <p>Oml SARGENT Logo _____</p> <p>Cylinders: No Oyl Stamping _____ Oyl Face _____ Oyl Concealed _____</p>	<p><b>Bitting List Requirements</b></p> <p>Used Keys _____ Expanded _____</p> <p>For Expanded Bittings indicate number of extra bittings: _____</p> <p><small>(Large volumes may require an extra charge)</small></p>
--	---

**Key Quantities**

Number of cut Core/Key \_\_\_\_\_ Construction Masters \_\_\_\_\_ EMK's (Hole) \_\_\_\_\_

Number of cut Master level Keys per each Master \_\_\_\_\_

Number of cut Change (Day) keys per Cylinder \_\_\_\_\_ DR \_\_\_\_\_ per Keyset Symbol: \_\_\_\_\_

SARGENT has created a new order lead sheet. This form must accompany any purchase order containing product for the Signature cylinders and keys.

SARGENT recommends that the form accompany any purchase order for master keyed systems.

Copyright © 2007, 2009 - 2011, Sargent Manufacturing Company, an ASSA ABLOY Group company. All rights reserved. Reproduction in whole or in part without the express written permission of Sargent Manufacturing Company is prohibited. 90105D: 11/15/11

# How to Order/Special Features

## Signature® Series

### How to Order

In order to obtain a unique SARGENT Signature pattern, a pre-authorization form must be sent to SARGENT's Key Records department in New Haven, CT. SARGENT will reserve a specific Signature pattern for the particular end user.

All purchase orders received by SARGENT for Signature products must be accompanied by a letter of authorization from the end user, including his registered Signature pattern and 8 digit pin code.

An 10- option has been created to assist in identifying when a SARGENT product include the Signature cylinder feature.

When ordering, use 10- as the option to indicate that the product requires the Signature feature (e.g., 10-8226 LNL x US26D, 10-10G05 LL x US26D, etc.)

If other options are being used, be sure that the Signature option appears first (e.g., 10-63-10G05, 10-21-8226 x 26D, etc.)

### Special Features: VKC and Cut Key Options

#### Visual Key Control

Visual Key Control will incorporate the standard industry key symbol identification. The Visual Key Control feature will appear on the key blank only. Stamping on the face of the barrel is not possible due to space limitations and security reasons. Concealed stamping of the key set on the slide is available as an option. All keys will have the Signature facility code with the Signature Quill logo.

#### Special Key Blank Stamping

The Signature Key Blank is offered in two versions to accommodate a variety of key bow stamping options.

**Version one:** The key blank has the standard SARGENT logo embossed on one side. The other side has the Signature Quill Logo, specific Signature code pattern, keyway and space for one additional line of stamping such as key set.

**Version two:** The key is less SARGENT logo. This allows for additional space for optional stamping such custom or specific die stamping or DO NOT DUPLICATE. The other side has the Signature Quill Logo, specific Signature code pattern key way and one additional line for stamping such as key set. Key set symbols or alternate symbols will be stamped on all master keyed orders.

#### UL 437 High Security Feature

A UL 437 version of the Signature Cylinder is available for mortise and rim cylinders only. When ordering, specify UL as an option (e.g., 10-UL-8204 LSL x US26D). Sargent's 8200 LS Security Escutcheons are complimented by UL 437 Signature Cylinders.

SARGENT Manufacturing Company  
100 Sargent Drive, New Haven, CT 06511 USA  
800-727-5477 • [www.sargentlock.com](http://www.sargentlock.com)

Founded in the early 1800s, SARGENT<sup>®</sup> is a market leader in locksets, cylinders, door closers, exit devices, electro-mechanical products and access control systems for new construction, renovation, and replacement applications. The company's customer base includes commercial construction, institutional, and industrial markets.

Copyright © 2007, 2009 - 2011, Sargent Manufacturing Company, an ASSA ABLOY Group company. All rights reserved. Reproduction in whole or in part without the express written permission of Sargent Manufacturing Company is prohibited.

ASSA ABLOY is the global leader in door opening solutions, dedicated to satisfying end-user needs for security, safety and convenience.