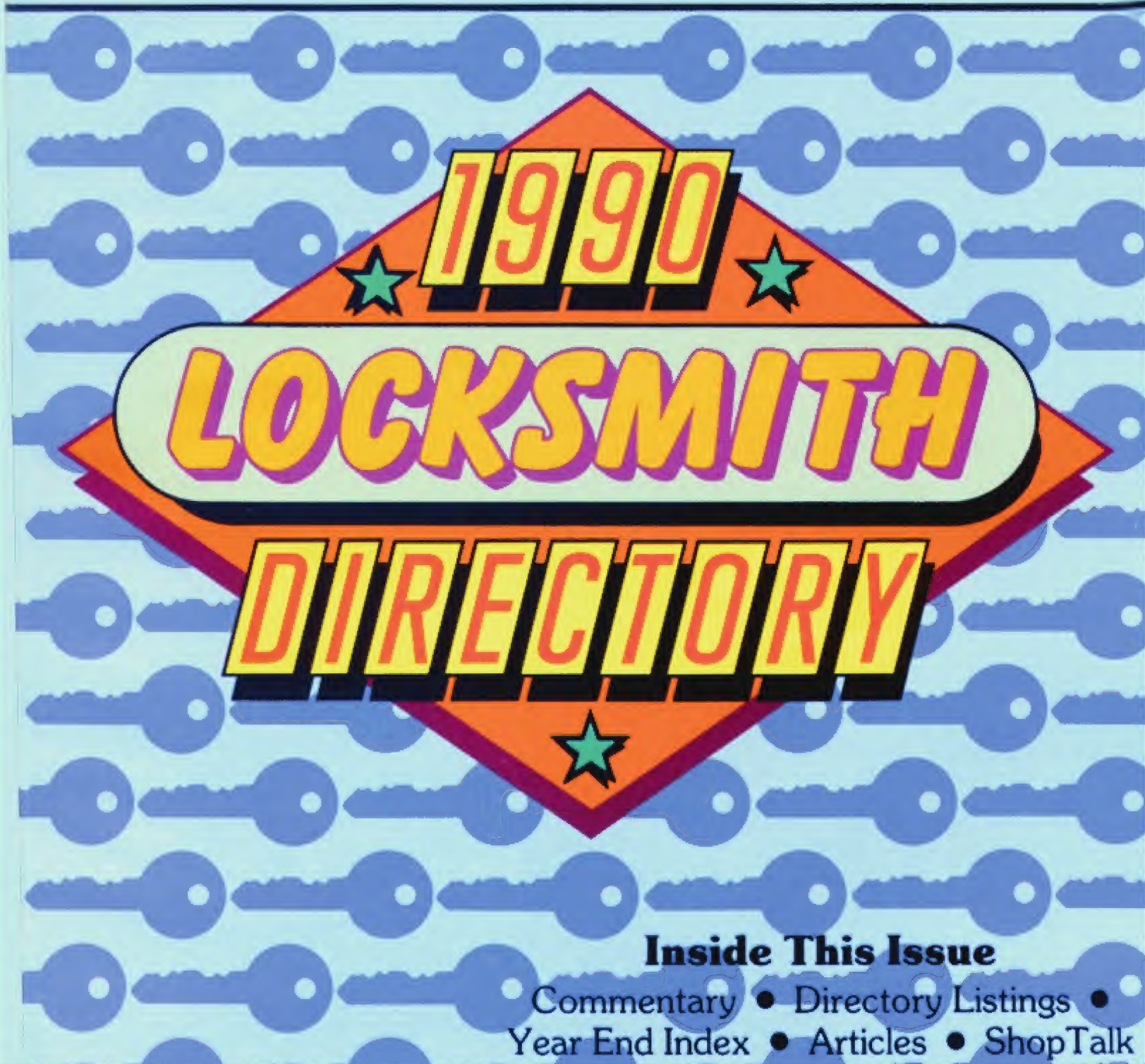


December 1989

The National Locksmith®



Inside This Issue

Commentary • Directory Listings •
Year End Index • Articles • ShopTalk

Contents

Features

- | | |
|---|--|
| 28 Manufacturers | 136 The Great Double Cylinder Debate |
| 80 Distributors | 150 Repairing Exploded Mortise Locks |
| 106 Schools | 158 The Locksmith Fairy |
| 108 Miscellaneous | 160 Opening The Sisco Protector |
| 110 Year End Index | 164 Notes From The Attic |
| 114 The Yaletronics Touchcode | 166 Installing An Electric Lock |
| 122 On The Lighter Side | 168 Humorous Locksmith Stories |
| 132 The Nasty Nissan | |

December 1989
The
National
Locksmith



Inside This Issue
Commentary • Directory Listings •
Year End Index • Articles • Shop Talk

On The Cover

This month's issue brings a comprehensive guide to the companies in the locksmith industry. Also, our Year End Index will serve as a guide through the back issues of 1989. This is certainly an issue you will want to save for reference all during 1990. (Cover art by Dan Sharp.)

*Click on the article
you wish to read*

5 Commentary 6 Letters 13 Technitips 20 Newsmakers 174 Business Briefs 178 Shop Talk

Editor/Publisher Marc Goldberg
Managing Editor Sandy Kucharski
Editorial Assistant Veronica Razzano
Circulation Manager Tracey Brady
Production Consultant Marian Raney
Technical Editor Robert Sieveking
Technical Writers E. Lee Griggs, Ed Hill,
Dale Libby, Joseph Locke, Regis McCafferty,
Dave McOmie, Rick Ohmit, Don O'Shall,
Sara Probasco, Jack Roberts, Shirl Schamp
Advertising Sales Mgr. Thomas Mlodoch
Advertising Sales Asst. Debbie Schertzing
Technical Advisors Richard Bushe,
Robert Robinson, Sean DeForrest, Bert
Michaels



The
Audit
Bureau



The National Publishing Company

The National Locksmith® ISSN #0364-3719 is published monthly by the National Publishing Company, 1533 Burgundy Pkwy., Streamwood, IL 60107. Phone: 708-837-2044. FAX: 708-837-1210. Second class postage paid at Bartlett, IL 60107 and additional mailing offices USPS 040110. Subscriptions \$28.00 per year in the USA; \$32.00 per year in Canada; \$37.00 in all other countries. Single copies \$4.00 each. Postmaster, please send change of address to National Publishing Co., 1533 Burgundy Parkway, Streamwood, IL 60107.

©1989 by The National Publishing Company. All rights Reserved.

Printed in the U.S.A.

The National Locksmith does not necessarily endorse products or services advertised.

Commentary

Farewell To The 80's

Here it is already...December 1989. In a few short weeks we will ring in the New Year, and along with it, a brand new decade. I hope 1989 has been good to you. I also hope that *The National Locksmith* has played some small role in your success. You see, I became Editor of this magazine early in this decade—1983 in fact. Now that the 1990's are upon us, I no longer feel like the new kid on the block.

I've made some good decisions during the 80's and some that were not so good. Occasionally, someone still reminds me of the time that I put a photo of myself and my horse on a front cover...April 1984 to be exact. But during the 80's *The National Locksmith* also made industry break-throughs by being the first to introduce the following to the locksmith industry: direct mail post card decks, car opening books, comprehensive safe opening and manipulation manuals, code books from *The National Locksmith*, the Code Hotline, a Flat Rate Manual for locksmiths...The list goes on.

The 1980's saw new life and energy instilled into this magazine. Our circulation *doubled*, our readers' Rapid Reply Responses *tripled*, and our pages of advertising quadrupled. Plus, we had to purchase a 5,000 square foot building to house our expanding operation. Let's just say things haven't been boring. In fact, a survey conducted by Readex Inc.—an independent research firm—found that *The National Locksmith* is the locksmith's favorite magazine by a margin of three to one.

Over the course of the past decade I have had the privilege of working with a select group of locksmith authors. There has been very limited turn-over among the writing staff. Believe me, this is not a testimony to our generosity. Rather, it is a monument to our writers' incredible patience with me, tolerance of my red pencil, and dedication to you—their readers.

I want to thank the following writers (among others) for their time and effort during the 1980's. Often, they put their article deadlines on the front burner, and put off their own locksmith business a little longer: Shirl Schamp, Jack Roberts, Don O'Shall, Dave Mc Omie, Bob Sieveking, and Dale Libby. Also, thanks go to spouses Norm Schamp, Evelyn Roberts and Jane Sieveking who have often been called upon to invest their time as well.

Most of all, my thanks go to you, the locksmith holding this magazine in your hands right now. I hold this job only because of your commitment to knowledge and excellence in locksmithing. You have set yourself the task of staying current in a world of rapidly changing security technology. It has been our purpose to lead the charge in this information explosion.

During the 1980's, the position of the locksmith has stabilized. No longer are we quite so threatened by the giant retailers of hardware. But the 1990's hold new challenges and new promises. Electronics, access control and computers will play a swiftly increasing role in our lives. However, the effort to secure the homes, property and lives of our customers will continue to be our purpose. To meet the needs of the 90's will require spirit, dedication and hard work. Let's do it together!

I would be remiss were I not to thank my office staff for their enormous contribution to the success of *The National Locksmith*. They have sweated bullets putting out this magazine, and I am proud to work with them.

From my family to yours...we wish you a joyous and peaceful holiday season. Have a prosperous, happy and safe New Year. I'll be talking to you in 1990!



Marc Goldberg
Editor/Publisher

Letters

Comments, Suggestions and Criticisms

The National Locksmith is interested in your view. We do reserve the right to edit for clarity and lengths. Please address your comments, praise, or criticism to: Editor, The National Locksmith, 1533 Burgundy Parkway, Streamwood, IL 60107. All letters to the editor must be signed.

New Association Formed In South New Jersey

Recently the locksmiths of southern New Jersey formed the "South Jersey Locksmiths Association" (SJLA). We meet on the fourth Tuesday of each month at Little Nicks Village Diner in Sicklerville, NJ. The following is a list of our officers: John McCleery, president; Jack Gray, vice pres.; Bob Farrell, treasurer; Rhoda Gray, secretary.

We would appreciate your mentioning the formation of our organization in your magazine. Due to your large readership, we thought that this would be the best way to inform our fellow locksmiths of our existence.

The organization was started in February 19, 1989 after a preliminary meeting which brought together 17 locksmiths. It was held by Jack Gray and his wife Rhoda of Hurffville, NJ.

The association has approximately 56 members sharing a common interest in fellowship, education and goodwill among locksmiths in our area, and

benefits many newer locksmiths with help and hands-on education.

Any questions or further information may be obtained by writing or calling: South Jersey Locksmiths Association, Jack W. Gray-Agent, Box 42 C RD #3, Sewell, New Jersey 08080, (609) 582-1152.

Gene George
New Jersey

British Locksmith Seeks Computer Programs

I have received your magazine for several years now and have found the American approach quite different and refreshing from the kind of locksmithing approach that we experience in England.

I have read your editorials, articles and your advertisements in the hope that some computer programs may be available in America that are suitable for my computer, but alas I have yet to see any talked about or advertised which are suitable.

The computer that I have is a one megabyte 'Amstrad' 8512, which has twin disc drives and uses CF2 compact floppy discs. 'Z80 CP/M' and 'Mallard BASIC' with Jetsam is the language medium. Unfortunately all the programs that are available in England for the locksmithing industry are only suitable for 'IBM' compatible computers, and

therefore not compatible with mine.

The programs that I am eager to obtain are: masterkeying and pinning, key blank or key logging, and a key codes program.

I would be most obliged if you could direct me to any person or company which produces, or sells such programs in America which are suitable for my computer, which I feel sure was sold in America but possibly under a different label.

Ged Burford 12 Mill St., Kingsbridge
South Devon, England TQ7 1ED

Following is Robert Sieveking's response to William Castner's letter in last month's issue. Mr. Castner criticized his earlier article on masterkeying together different lock brands.

Purist, Come Home All Is Forgiven

For one to make the statement that something "can't be done," is to issue a challenge to all to find a way to accomplish whatever is requested. As a craftsman, I must necessarily be both a purist and a realist. The purist would dictate that when keying and masterkeying cylinders, only original keys and original pins be used, and that all keys be cut to original factory depths. The realist makes the necessary decision to use .003" increment pins,

NATIONAL
AUTO LOCK SERVICE, INC.

programing, we can take the mystery out of car service. We accept credit card orders, and can ship COD. Contact us for the latest in automotive technology.

www.laserkey.com

National Auto Lock Service, Inc. offers a wide range of equipment and services for the Automotive Locksmith. From tools and hard to find key blanks to transponder

aftermarket key blanks and substitute adaptor cylinders which allow Arrow locks to be used in a Schlage, Corbin or Sargent system.

Is the realist less a craftsman for his decision? If we lived in an ideal world, the customer would simply call and request the work without questioning the price. As locksmiths, we would only sell the finest locks, and there would be no need to adapt two locks to fit a common key.

A number of manufacturers have made "universal keyways" which allow the locksmith to key substitute locks into existing systems. The Weiser keyway is such a universal keyway. Harlock also made a similar universal keyway. The universal keyway concept allows the locksmith to install a Weiser deadbolt on a customer's door and key it to match a Kwikset or National Lock key-in-knob lock. The intent of the article was to allow the locksmith a method of interchangeably keying any of the three manufacturer's locks together, using methods that would reflect the highest professional standards. I have used and taught the concepts outlined in this article. By studying the methods I have presented, you

may find that you will be better prepared to service your customer's requests without losing their business to another shop that is more realistic in their approach.

Quote from the article, page 50, *The National Locksmith*, February 1989. "Ideally, all the locks in a particular building to be master keyed should be of one manufacturer. Sadly we do not live in an ideal world. We must make the best of what we have to work with."

Additional Entry Specs For G.S.A. Containers

I would like to add some information to Dave McOmie's "Art Metal Safe" article in your October issue. The General Services Administration issued a new specification (AA-F-358-G), March 7, 1989. This spec covers Class 5 and 6 filing cabinet-type containers, and has significantly changed entry testing procedures and equipment. Since the entry test criteria for this type of container has always been the same as for the map and plan type of safe

that was featured in Dave's article, it seems logical that the map and plan spec will follow suit. It's just hard to say when.

The new specification addresses some of Dave's misgivings about the logic behind the Class 5 label he was confronted with. Class 5 and 6 file-type containers must pass two distinct entry tests. In addition, the Class 5 must pass a 10 man-minute forced entry test which allows the use of non-powered tools only. A forced entry leaves obvious evidence of the attack.

A surreptitious entry test involves any type of entry which would not leave evidence detectable during normal use of the container or under inspection by a "qualified person." This test includes manipulation, auto-dialers, x-ray imaging, etc. There is a 20 man-hour time limit on the surreptitious entry test, and any tool, or combination of tools, may be used. The only limitation is a weight limit of 150 pounds.

Covert entry is any method of entering the cabinet which does leave evidence. However, any signs of entry are not detectable by a user during normal operation of the unit. They



STRATATEC™

It's your reputation.

Trust the original.

[Click here for more information](#)

would be detectable during inspection by a "qualified person." This would be a forced entry where evidence of forcing could be hidden. There is a 30 minute time limit on the covert entry test, with some restrictions on the tools that may be used.

There is a lot more to the test specifications than I have outlined, but this is a letter, not a book. Opening, repairing and servicing of G.S.A. approved security containers is fraught with specifications, restrictions and liabilities. Before working on any of these con-

tainers which are under military or Federal supervision (including Federal contractors), you are well advised to research the subject thoroughly. It's easy to do something that is top-notch work in the commercial world, but will get you into a heap of trouble with Uncle Sam. I hope this sheds some light on entry specifications for G.S.A approved containers.

Brian D. Costley
Sargent & Greenleaf
Kentucky

Advice For Handling Marital Disputes

Editors Note: This letter is in reference to my Commentary in last month's issue. It involved a couple who kept ordering the locks to be changed on each other.

In reference to handling a problem with a marital dispute, it is wise to check with your attorney in such matters. If you can avoid such an encounter it would be wise to avoid the situation, until either party is given a court order, awarding custody of personal property such as house, car, etc. Regardless of what either party tells you or the excuses they give, it is wise to avoid such encounters and that way you don't find yourself being intimidated later.

Wendell Farrell
Texas

Reader Objects To 'Safe Sex' T-Shirt

You publish a great professional magazine which I read from cover to cover. Key codes, reviews of products, automobile entry techniques and explanations of vehicular locking systems, etc. are what I, as a locksmith and safe technician look forward to each month.

But, I must take exception to the product review and advertisement that appeared on pages 18 and 27 of the October 1989 issue regarding Trendy Gifts and "Safe Sex" t-shirts. This type of literature does not belong in a professionally technical magazine. At a time when we want to improve the image and character of locksmiths everywhere, this ad reverses all efforts.

I certainly would not permit any of my employees to wear such a t-shirt, either in our shop or on a service call, nor do I believe any of your staff would be permitted to come to work dressed in a t-shirt of this fashion.

Tom Milieki
Delaware

Editor's Note: Thanks for all the compliments! I agree that the t-shirt you mention is not necessarily for everyone. But, lots of people appreciated the humor. It's just like a TV program you object to...just change the channel. I think, personally, that the shirt is inoffensive. But if you wouldn't want your employees wearing it on your time, I think you're well within your rights.



*The Innovation You
Expect, with the
Flexibility You Need!*

[Click here for more information](#)

1989 Technitips Contest Prizes

Winners and new prizes to be announced next month!


First Prize



HPC 1200 CM

The HPC 1200 CM machine makes accurate cylinder keys by code, quickly and easily. The ease of changing from one set-up to another is unparalleled.


Second Prize



ESP 990 Manual

This machine features double-sided reversible jaws that eliminate the need for adaptors. The carriage is fixed to the sliding carriage shaft resulting in reduced play and less shaft wear.


Third Prize



Ilco KD94

Cuts the 1137 tubular key, brass or steel accurately and quickly. Features include large chuck to hold standard size key heads, easily adjustable.


Fourth Prize



Belsaw 200

Duplicate, cut by code, cut flat steel keys. Complete machine with motor, three cutters, guides, and instructions. Built-in micrometer.

Fifth Prize



HPC 9160

Ideal for large key duplication. Equipped with fine double-sided jaws ensuring accurate cutting with little or no wasted blanks.

Sixth Prize




\$150 Cash

Everyone can use a few extra dollars! This prize will brighten your day...and fatten your wallet.

***** Code Books From *The National Locksmith* *****

Seventh Prize



General Code Book Set (NGCB)

These three books contain 450,000 codes covering domestic lock and automobile codes.

Eighth Prize



Padlock Code Book Set (NPCB)

These three volumes offer 462,000 codes covering Dudley, American (Junkunc), Master and Yale.

Ninth Prize



Foreign Car Code Book Set (NFCB)

This two volume set holds 432,000 codes for the complete variety of foreign cars, from Alpha Romeo to Yugo.

Technitips

Helpful Hints from Fellow Locksmiths



Send me your Technitips. Who knows, you may be our next winner! c/o The National Locksmith, 1533 Burgundy Parkway, Streamwood, IL 60107.

by Robert Sieveking

Congratulations to all those that find their Technitips published here this month. I'm sure the tips this month will be interesting to the youngest apprentice as well as the seasoned professional. Hopefully there is something here for everyone. The Technitips you see here are the last of those that will be eligible for the 1989 Technitips contest. The January issue of The National Locksmith will reveal the winners of this year's contest and begin the 1990 competition. To all those locksmiths that have contributed time and effort to their fellow locksmiths by sharing their best ideas, thank you.


May your holidays be filled with the joy of giving and the warm fellowship of friends and relatives. 1989 has been a wonderful year for me, and I look forward to a better one in '90. Start the new year right; send in a Technitip.

I have a short Technitip to include in this month's column that concerns all the problems encountered in making

keys for the '84½ and up Ford 10 wafer ignition. If the lock offends thee, blow it off. After many hours of careful deliberation, I have decided that the manufacturer of this lock intended it to be "non-repairable" and "expensive."

By carrying a small selection of "uncombined" All-Lock ignitions and a combining kit you will be able to service the ignition in the field by making a door key by reading, then combining a "new" ignition to a combination that will allow the key to operate the ignition and doors.

Removing the ignition is a two minute job, as illustrated in photograph one. A nifty "no mess" drill guide is



1. The Ford 10 wafer ignition.

available from a number of manufacturers. This method is fast, easy and professional. The cost of a new lock is considerably less than the cost of making a key by any method that I've tried. Drilling a ¼" hole to remove a \$5 lock is a time conscious and cost effective solution to the lost key. You might also include, that it is better security for your customer. The lost key will not operate the ignition to start the car.

December's Best Tip

Here's a method of opening a jammed mortise lock, when a key won't operate the lock from the outside. The problem is usually caused by the spring in the turn knob disc. When the spring breaks, the actuator loses its centering function and can be left to partially actuate the mortise lock. When the key is tried from the outside, the cam of the lock cylinder fails to operate the lock because the cam on the turn knob disc blocks movement of the lock bolt as you can see in illustration two-B. With the turn knob disc cam in the position shown, no amount of torque from the outside cylinder will retract the deadbolt.

How To Enter

All you need to do to enter is submit a tip, covering any aspect of locksmithing to *The National Locksmith*. Certainly, you have a favorite way of doing things that you'd like to share with other locksmiths. Why not write it down and submit it to: Robert Sieveking, Technitips' Editor, *The National Locksmith*, 1533 Burgundy Parkway, Streamwood, IL 60107.

Tips submitted to other industry publications will **not be eligible!** So get busy and send in your tips today! You may win cash, merchandise, or even one of many key machines or code book sets! At the end of the year, we choose the winners of the listed prizes.

Last year dozens of people walked off with money and prizes. Wouldn't you like to be one of the prize winners for 1990? Enter today! It's a lot easier than you think!

Every Tip Wins 'Locksmith Bucks!'

Yes, every tip published wins a prize. But remember, you must submit your tip to *The National Locksmith* exclusively. Each and every tip published in Technitips wins you \$25.00 in Locksmith Bucks! Use this spendable cash toward the purchase of any books or merchandise from *The National Locksmith*. You also receive a Bonded Locksmith bumper sticker, decal and patch. Plus you are now eligible for the really big prizes!

Best Tip of the month prizes!

If your tip is chosen as the best tip of the month, you will win \$50.00 in cash as well as \$35.00 in Locksmith Bucks! Plus you will receive a quartz Locksmith watch, a Bonded Locksmith bumper sticker, decal, patch and a Locksmith Cap. Plus, you may win one of the annual prizes.

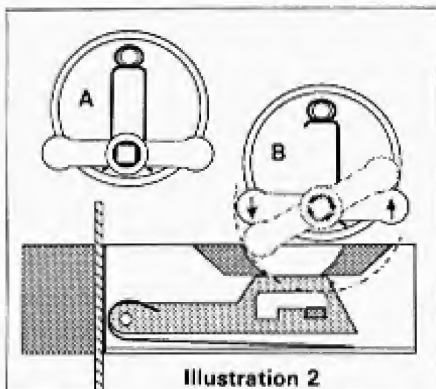


Illustration 2

Normally, most locksmiths will bang on the door or drill through

the outside cylinder to get to the turn disc. The simplest method of solving this lockout is to take a piece of bent wire, and reach through the keyway of the outside cylinder to manipulate the cam of the turn knob disc. Once the cam is turned slightly, the key can be used from the outside to retract the bolt and open the door.

Sal Schillizzi
New York

Editor's Note: Finesse, not force, is the mark of a true master.

This is a tip on where to find a nifty case for all those car opening tools that keep sliding around the floor of your van. Purchase a carrying case for a piano keyboard at your neighborhood Radio Shack. This cost is nominal and the fit is perfect. The soft zipper case, shown in photograph three, will hold



3. Piano keyboard case used for opening tools.

all your tools and will not scratch or slide off the customer's car if you lay it on the hood or top. You'll save trips back to the truck and look more professional on the job. As an added point of professionalism, pack a clean towel to wipe any marks or smudges off the window.

The Technitips section of your magazine helps me do my job easier and faster, by allowing for the free exchange of ideas, from locksmith to locksmith. Thank you.

Robert Voorhees
California

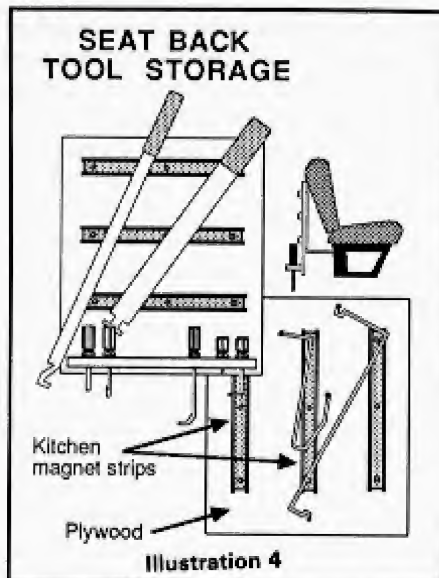
Technitips that deal with organizing your tools or making your work environment neat or easier to work in are important to the locksmith. My tip is for a good way to organize and carry your car opening tools in the van. I have so much in my van, that I've run out of space to store my car opening tools. Most are too long to find a good home in a tool box or bin, and all need to be handy for quick use. If left to float around the floor of the truck, they become a safety hazard and a constant mess.

To solve this problem, I took a piece of plywood and mounted it behind the seat in my truck. To the board I mounted three 24" kitchen magnets. You know, the kind you see that are designed to hold kitchen tools and gadgets. Now all I have to do is slap my Slim Jim on the board when I'm through with it and it will stay there



*We have it all.
Quality, Value,
& Service.*

[Click here for more information](#)

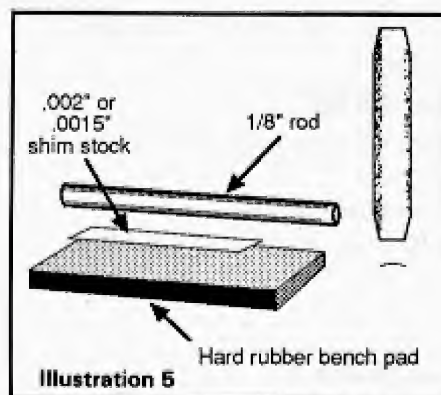


until I need it again. There is no mess and no lost tools. (See illustration 4.)

The idea was improved by mounting the plywood away from the back of the seat about an inch and mounting three more magnets vertically, on the back side of the board. This doubled the storage capacity and made room for my wire tools. Across the bottom of the plywood, I mounted a board with holes drilled in it to accommodate a few screwdrivers and screwdriver type opening tools.

Juanita Ramsey
Texas

This Technitip involves making your own lock shims. I've found that the shims that I make in the shop will outlast the factory made shims by almost 20 to 1. The shims are cut from spring stainless shim stock. This material is available in all machine tool supply houses, and the price is nominal. Cut the shim material into 2" by 1/4" pieces, using sharp scissors. Taper the ends and round the corners as you see in illustration five.



To achieve the nice curved shape, lay a shim on a smooth hard rubber bench pad. Lay an 1/8" rod over the shim and

tap it gently with a hammer. Work from one end of the shim to the other. The gentle curved shape makes the shim much easier to start into the shear line, and it also adds to the strength of the shim. The spring steel shims will not kink or nick on the ends like the commercial shims.

You will find that the .002" shims will shim 95 percent of the plugs you work on. The .0015" shims will shim the tighter cylinders.

Robert C. Womack
Texas

Editor's Note: Try this tip. The .0015 shims are superior to any I've used before.

This Technitip is submitted in the hopes that it will save some fellow locksmiths time and labor when called to open or make a key for the 1988-89 Toyota U-Haul trucks.

I made an interesting discovery. The U-Haul company has made a special effort to make the codes immediately available to service personnel. You will



**ASP - Your Auto Service
Center for the World**

[Click here for more information](#)

find the codes for the vehicle on a metal tag riveted to the passenger side windshield post. It is an eight-digit number, and is recorded from bow to tip. The code is from the Toyota W-0001-2000 code series. These trucks use the X174 or TR-40 keyblank.

I might add that the code number is mounted upside down which makes it very easy to read from the outside of the windshield.

I hope you find this tip worthy of mention in your fine magazine.

Roger Nugent
Virginia

This Technitip is for an emergency pin tray, or a pin tray that can be used and set aside, with the pins. You can make up a number of these trays to hold pins temporarily, while you clean or service the rest of the cylinder.

An ordinary piece of corrugated cardboard, with the top layer of paper peeled away makes a fine pin tray. If you cut the paper away carefully with a sharp knife, leaving a strip of paper along the top of the tray, you can label the grooves to correspond to the pin chambers, like the pin tray shown in

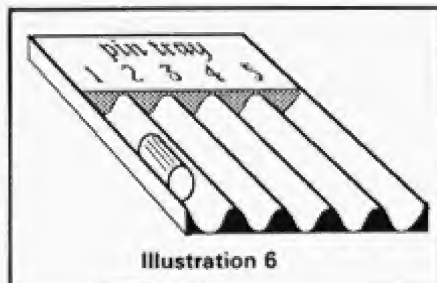


Illustration 6

illustration six. Springs and small parts will not roll around or become lost if you place them in the tray with the pins. A piece not much larger than a match book will hold all the pins and springs for most locks. Simple ideas are usually the best ideas, because they just make sense.

Eric Ruis
Georgia

This Technitip is for a method of opening an '85 Toyota Pick-up truck. I discovered this method out of need. I was driving home one night and came upon a man that was locked out of his pick-up. Asking if I could give him a little assistance, he said sure, and I began sizing up the situation.

Under the pull handle on the pas-

senger side of the vehicle, I noticed that the square hole for the handle piece was large enough to look into. Adjusting my mag-light and peering into the darkness of the door, I thought I could see the vertical lock linkage to the locking button. I fished a pencil out of my pocket, and probed in the darkness of the door while observing the action of the lock button. Sure enough, the lock button gave a little bobble that confirmed my suspicions. The linkage I was looking at was the lock rod.

Using the friction of the eraser end of the pencil against the lock rod, at an upward angle, I pushed the lock button up. Slick as a whistle, the truck was opened without a scratch.

This tip may seem fairly basic, but it sure worked for me. It's so easy, you don't even need tools.

Warren Smith
Maine

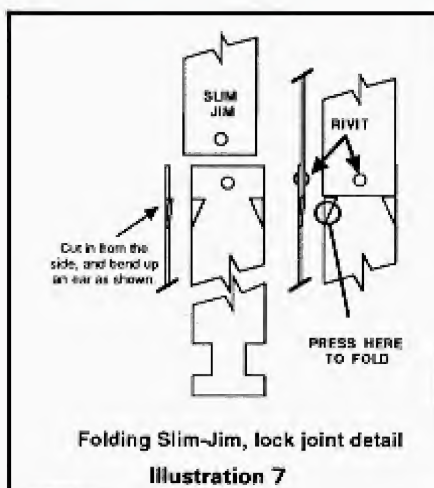
This Technitip is for a reasonably sound method of making a folding Slim Jim. How do you store a Slim Jim when it's not in use? They are generally too long for most conventional tool boxes, and they are a hazard if left to

Lockmasters has a 44 year history of training security professionals.

[Click here for more information](#)

skid around the floor of the van. My Technitip is for a method of making a snappy lock joint in your Jim that will allow you to collapse it to half its length and store it easily, almost anywhere.

Cut the Slim Jim in half, and modify the ends as shown in illustration seven. Cut in from both sides with metal shears, as shown, and bend up a small catch or ear on both sides of the tool. Fit the top and bottom of the tool together as shown and drill a hole for the hinge to rivet. Rivet the two halves together and the job is complete. Hinge the tool out, and the catch ears will spring up to keep the tool locked in the



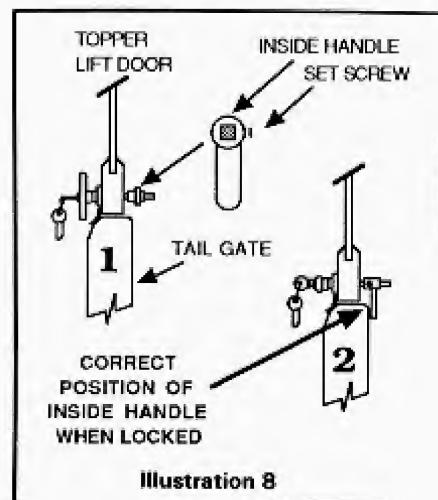
open position.

To fold the Slim Jim for storage, press down one of the locking ears and hinge the halves together. If you have followed the direction carefully your folding jim should open and close like a lock blade knife.

T.R. Taylor
Colorado

This Technitip concerns the lock on the pick-up truck camper shells or toppers. A large number of these shells are keyed alike. This is probably a convenience to the manufacturer, but not necessarily a good statement for security. I have also found a number of the "T" handle locks that contain only four of the five tumblers. If asked to recombine one of these locks, always add the fifth disc.

The topper shells are delivered with the inside handle in the up position when the "T" handle is locked. This allows the tops to be stacked without breaking the inside handle. Part of the installation of the top is to change the position of the inside handle as you see in illustration eight. When the "T"



handle is turned to lock the rear door, the correct position of the handle is behind the tailgate. This increases the security of the lift door by preventing the door from being pulled out in the center to spring the side bolts out of place and open the door.

Loosen the set screw on the inside handle, and slide it off the square shaft to reposition it. There is usually plenty of shaft length for any thickness of tailgate. Your customers will thank you for increasing the security of their camper shells.

Robert Morley
Tennessee



SCHWAB CORP.

Fire protection for your vital records.

**It's not safe
unless it's
Schwab Safe.**

[Click here for more information](#)

Newsmakers

New Products and Industry News

Narrow Stile Door Lock From Security 777 USA

A high security lock for narrow stile aluminum doors is manufactured by Security 777 USA. The CO-7 narrow stile lock features numerous safe-guards and is an extremely high quality product. The lock case is flush with the door, therefore, pipe wrench attacks will be useless. Also, no cylinder guards

An "Open/Locked" indicator will immediately advise of the condition of the lock. The CO-7 also features a hook style deadbolt. Plus the locksmith can choose between inside thumb-turn or interior high security cylinder. All this is standard.



Streamlight TopSpot Is "Key" To Locksmiths

Streamlight, Inc.'s TopSpot, a transformable flashlight/headlamp, is helpful to locksmiths because of its unique design. Introduced in January, TopSpot is in demand with this group because of its hands-free use, compact size and high-intensity krypton beam; all of which are important to people who install and repair locks.

With the flick of a latch, TopSpot converts from a multi-purpose conventional flashlight to a hands-free headlamp. It provides a 45-degree head tilt for exact task targeting into a keyhole or lock—the recessed areas locksmiths have to light in their work. TopSpot is comfortable, and weighs 7.9 ounces (including batteries, sold separately).




Ambassador Safe Co.'s Imported Fire Safe Line

Ambassador Safe Co. is pleased to announce the introduction of the Ambassador line of quality imported fire safes. All safes are one or two hour "JIS" rated for fire protection.

The sizes, 16 in all, range from small apartment size to double door models. All are equipped with key lock and combination lock. The interiors are standard drawers and shelves.

Since they are the direct importer of Ambassador Safes, their large inventory allows them to ship from stock all safes as well as repair parts such as hinges, locks, touchup paint, and key blanks. Digital locks will soon be available on new models.



**Make Sargent & Greenleaf's
Comptronic locks your
choice for electronic safe
locking solutions.**

[Click here for more information](#)

Detex Announces Upgrades To Exit Alarm Series

Detex Corporation has added new features to its EA-2500 Series Exit Alarm.

The EA-2500 now features an annunciator (doorbell) function which sounds the alarm's horn for ¼ second each time the doorbell button is pressed. The new annunciator function, which is installed by simply wiring in a standard doorbell switch to the entrance side of the door, can be used to announce the arrival of a visitor or delivery person.

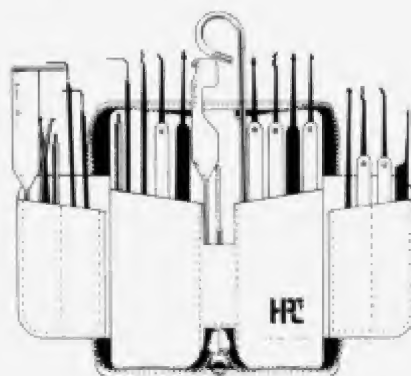
Another upgrade has been the addi-



tion of infinite shunt capability, for environments where security doors must remain open longer than the standard time delay period of 5-30 seconds.

HPC's 'Pocket Killer' Pick Assortment

HPC's new addition, the AKK-P17, Pocket Killer Kit, comes complete with a 16-piece assortment of picks, tension tools, extractors, a top grain leather case, as well as the new CO-58, collapsible car opener. This car opener can be assembled to be a Slim Jim or Peg Leg style.



Armite Laboratories' Precision Instrument Oiler

A new pen size holder, and a plastic vial with a retractable needle thin tube that reaches inside most any instrument or mechanism to oil it is available from Armitte Laboratories.



A squeeze will dispense a drop at a time. The Oil-Mite has synthetic oil with other oils as requested, (i.e. petroleum instrument oil (hobbies) or silicone oil. The vial is refillable, and the oiler comes with a tube cover and pocket clip.

The product is useful to oil instruments, gears, wheels, gauges, shop equipment, firearms, sports gear, and household appliances.

Major

MANUFACTURING, INC.


Installation Tools

The Professionals Choice

[Click here for more information](#)

Door Security/Management From ICB Motorlocks

The ICB Motorlock from ICB Corp., employs twin stainless steel bolts powered by an electric motor to achieve low power consumption and yet deliver superior force to the bolts via multiplication of torque. The ICB lock is managed by its BSA control unit which provides constant reporting of door status, bolt positions, and alarm activation in the event of failure or tampering.



The use of motor driven bolts means continuous power exertion throughout the bolt travel in both directions, instead of the momentary power exertion (often only in one direction) common in solenoid based electric locks. This results in

fewer breakdowns than with solenoids. The ICB Motorlock also employs conical bolts which, together with its continuous power exertion, allows the lock to compensate for imperfect door alignment. ICB's motorized technology drastically reduces wear on moving parts, resulting in very low maintenance requirements and giving the Motorlock a tested operational life of more than five million lock/unlock cycles.

New Installation Manuals Available From Von Duprin

In an effort to make exit device installation easier and more convenient, Von Duprin is redesigning its complete series of installation manuals.

The new manuals, now completed for the Von Duprin 99 and 900 Series devices, will eventually be available for the firm's entire exit device line. Instructions have been rewritten and templates are provided, resulting in instructions that are accurate, easy to interpret and convenient to use.

Lori Lock Introduces New Brass Entrance Sets

Lori Lock has just added a new "Cameo" and "Medallion" series to their growing line of residential and commercial brass door hardware.

Designed for both entrance and passageway use, the new locksets utilize graceful, elliptical escutcheons with handlesets, levers, or knobs as decorative trim, and one available with both mortise or bored lockset functions. The new series is entirely American-made, crafted from solid brass with security and beauty built in. They are ideal choices for a wide range of architectural uses.



SRI
SECURITY
RESOURCES INC.

SRI and Steve Young are working together to bring you the best in locksmith tools and supplies.

[Click here for more information](#)

Sentry's Professional Quality Safe Line

Jim Brush, vice president of marketing for Sentry Group, has announced that the company's Professional Quality program, created last year, has been gaining wide acceptance among dealers.




The Professional Quality program, consisting of special products, merchandising aids and other benefits, was developed to give traditional retailers the tools to compete effec-

tively. The Professional Quality safes feature solid color styling in classic dove gray, plus face plates showing the Sentry logo and model number. In all safes Model 6250 and larger, the company includes free hardware needed to bolt down the safe.

Circle 286 on Rapid Reply

MDS Develops New Flexible Focuscope II™

An all new flexible borescope has been developed by MDS Incorporated. According to the manufacturer, their affordable Flexible Focuscope II™ contains a state-of-the-art relay lens system, small diameter 5mm flexible probe assembly, and is adaptable to all still and video cameras for monitoring safe work.



Circle 285 on Rapid Reply

Master's High-Security Combination Locks

Specially designed for use in industrial facilities, 2000 Series combination padlocks from Master Lock offer protection equal to pin-tumbler, keyed padlocks. Based on pull, wedge and shear tests, the 2000 Series more than doubles conventional combination lock security.

The patented three-steel-ball dead-bolt locking mechanism secures the shackle against prying, and guards against shimming or rapping. Tumbler disks disarrange automatically upon locking, to prevent "feeling out" the combination. A specially reinforced dial is completely rim-recessed for maximum protection against prying.



Circle 287 on Rapid Reply

medeco[®]
HIGH SECURITY LOCKS


**The market leader
in locking systems for security,
safety, and control.**

[Click here for more information](#)

ACSI Cost-Effective Electric Lock Modification

Series 1500 lockmods from Architectural Control Systems, Inc. (ACSI) enable distributors to minimize modification costs on virtually any lock and provide state-of-the-art access control. A value-added benefit is ACSI's fast factory turnaround and delivery.

ACSI's U.L. listed Series 1500 lockmods are suitable for any door access situation and offer fail safe and fail secure control modes to ensure reliable access control and security. Series 1500 lockmods are fully guaranteed, and offer cost-effective and convenient alternatives to manufacturer modification. As a single-source provider, ACSI enables distributors to modify new and existing inventories quickly. Access monitoring is also available.



The Schlage Keepsafer Plus Pro is simple to operate and is immune to false alarms. Users enter a three-digit access code into the digital keypad on the control console and select one of the desired alarm modes: *Home* sounds an alarm when a sensor set is interrupted at an entry point; *away* provides entry and exit delays for up to 40 seconds; *day* provides a doorbell annunciation feature; and *off* maintains an emergency alarm function and shuts down the intrusion alarm function.



Schlage Offers Professional Grade Security System

With ownership of security systems jumping 50% last year, public demand for a greater variety of security systems has accelerated dramatically. Accordingly, Schlage has introduced a new security system that contains premium features found on professionally installed systems.

The Schlage Keepsafer Plus Pro allows a homeowner to install a security system as a permanent upgrade to their home. Yet, the Keepsafer Plus Pro features the ease of installation and operation features found on the entire Keepsafer line.

HPC, Inc.
**Designing Excellence and
Manufacturing Quality
since 1956**

[Click here for more information](#)

1990 Locksmith Directory

This Directory contains the names, addresses, and phone numbers for the hundreds of manufacturers and distributors serving the locksmith industry. Each company has been given the opportunity to write a short paragraph about themselves. This gives you a chance to learn more about the various companies in the industry.

Save this issue for reference throughout the year of 1990. If you ever have a question, problem, order, or a comment to make, you can use this Locksmith Direc-

tory to help you get results. Remember, these companies exist to help you, the locksmith. But they cannot become more responsive to you if you do not keep in contact.

We have tried very hard to make this Locksmith Directory complete with all the information you might need during the upcoming year. However, it is possible that some information might have inadvertently been omitted. If this is the case, then a future issue will contain an addendum to this list.

Manufacturers

A-1 Security Mfg. Corp.

3528 Mayland Ct.
Richmond, VA 23233
(804) 747-0095

Key Personnel: Ricky King, Production Manager; Joyce Stone, Office Manager

In business for over 15 years, A-1 Security Manufacturing Corporation is a manufacturer of quality, speciality locksmith tools. Our product line is famous for items such as Herty Gerty tubular key cutting machines, A-pick, The Block and the Grabber. All products are sold through local distributors of locksmith tools.

Aable Locksmiths

91-10 Liberty Ave.
Ozone Park, NY 11417
(718) 847-1377

Key Personnel: Frank Markisello, Owner; Elizabeth Markisello

We design and sell several tool kits for working on auto locks: the "Side-Kick" and "Disc-Out." We are locksmiths trying to make our jobs a little easier.

Aanon Corporation

1779 Valtec Lane
Boulder, CO 80301
(303) 444-6990

Key Personnel: Brian Hambleton, Pres.

Aanon Corporation carries a complete line of burglary, fire and media safes, including TL-15 and TL-30 and "FasTrac" customizing. Aanon safetron electronic locking systems provide special hold-up protection.

A & B Safe Corporation

2300 W. Bloomingdale
Chicago, IL 60647
(312) 342-0068

Key Personnel: Frank Bernath, Neil Bernath

ABC Lock Co.

P.O. Box 6033
Omaha, NE 68102
(402) 346-8338

Key Personnel: Don Parkins, Owner

Keybox: metal key storage boxes for service trucks and shops. Rod Biter, Buf-ton Biter and Door Jack tools: Dog Tooth, Vampire, Zero, car and truck opening tools with teeth.

Abloy Security Locks

6200 Denton Dr.
Dallas, TX 75235
(214) 358-4762
FAX: (214) 353-0273

Key Personnel: Finn Jordskogen, VP; Joe Redmond, Production Mgr.; Dave

McFadden, National Sales Mgr. Distributor Products

High security key operated lock cylinders, which are virtually impossible to pick; provide excellent physical strength, masterkeying possibilities and key control; plus work under all types of hostile environmental conditions. Featuring the patented Abloy Disklock mortise cylinder, mortise/rim cylinder, knob type cylinders, padlocks, cam locks, and tubular deadbolts.

Abus Lock Co.

218 W. Cummings Park
P.O. Box 2367
Woburn, MA 01801
(617) 935-8370 (800) 225-5348
FAX: (617) 938-7009

Key Personnel: S.S. Crissman, Pres.; A.J. Steffenberg, VP; Len Stola, Sales Mgr.

Accurate Lock & Hardware Co.

Annie Pl.,
Stamford, CT 06902
(203) 348-8865
FAX: (203) 348-5234

Key Personnel: Ronald M. Salvatore, Pres.

Manufacturers of Accurate.

Acme Safe Co. Inc.
419 Park Ave. So.
New York, NY 10016
(212) 226-2500
FAX: (212) 686-0736
Key Personnel: David Garbar, Mgr.

Adams Rite Manufacturing Co.
4040 So. Capitol Ave.
City of Industry, Ca 91749
(213) 699-0511
Key Personnel: P.D. Adams, Pres.; T.J. Grady, VP/GM; R.S. Clark, Dir. of Sales.
Hardware for metal and glass doors: locks, latches, handles, electric strikes, exit devices, etc.

Adcor Electronics
4130 Shirley Drive
Atlanta, GA 30336
(800) 241-2470, (404) 691-8920
FAX: (404) 691-8920
Key Personnel: Robert C. Montgomery, President

Proprietary digital receivers and printers; telephone line monitors; cellular back-up systems for alarm transmission; digital communicators; voice tape dialers; power supplies.

Ademco
165 Eileen Way
Syosset, NY 11791
(516) 921-6700
Key Personnel: Leo A. Guthart, CEO; Roger Fradin, Ademco; Steve Roth, Ademco Distribution;
Ademco offers a complete line of electronic security systems and components, including wireless and hard-wire equipment. Ademco Distribution has more than 59 convenience outlets offering products of most major manufacturers, including the complete Ademco product line.

Adesco Safe/Star Safe & Alarm, Inc.
16720 S. Garfield Ave.
Paramount, CA 90723
(213) 774-0081
(800) 821-6803
Key Personnel: Gene Halls, Pres.; Jim Curr, VP California; David Halls, VP Georgia.

Star Safe & Alarm, brand name "Adesco" has been manufacturing safes for the locksmith/safe dealers for half a century. In floor safes up to TL-15 label, upright safes to TL-30 label and


imported fire safes. Factory located in California serving the West Coast, and Georgia serving the Eastern States.

Adrian Steel Co.
906 James St.
Adrian, MI 49221
(517) 265-6194
Key Personnel: Karen Mohler, Sales Coordinator.

Service van interior equipment (i.e. drawer units, cabinets, shelving, bins), safety partitions and ladder racks for full size and mini vans.

Advance Car Mover Co., Inc.
112 N. Outagamie St.
P.O. Box 1181
Appleton, WI 54912-1181
(414) 734-1878

Porter spring winder makes extension and compression springs up to 1 1/4" I.D. from wire up to 3/16" diameter. Hook on spring looping tool forms perfect loops and hooks on springs to 1/2" OD. Other accessories include cut-off nipper for hard wire and packaged music wire to 3/16" diameter.



***Don't panic!
We have
Security Exit
Devices.***

[Click here for more information](#)



STRATTEC™

***The world's
largest
producer of
automotive
locks and keys.***

[Click here for more information](#)

Aero Lock

P.O. Box 16434
Memphis, TN 38186-0434
(800) 627-9433

Key Personnel: Jim Clark, Owner; David Parrott, Owner; Monika Parrott, Mgr. of Customer Service

Aero Lock produces key sets designed to aid the locksmith in opening and fitting keys quickly and easily to many types of locks. "Tryout" sets, cut key sets, and depth key sets are available for domestic and foreign cars, motorcycles, boats, luggage, and office furniture. Free catalog by request.

Alarm Lock Systems, Inc.

10 Old Bloomfield Ave.
PineBrook, NJ 07058
(201) 944-0909, (800) 678-LOCK
Key Personnel: Richard Paladino, VP;
Bruce E. Stewart, Sales Mgr.

Pioneering the integration of fire safety hardware with the advantages of access control, Alarm Lock Systems, Inc. continues to move forward offering advanced solutions to the safety/security dilemma. Their new line of delayed egress panic hardware provides maximum security while allowing unobstructed exit in emergency situations.

Ajax Wire Specialty Co. Inc.

119 Bloomingdale Rd.
Hicksville, NY 11801
(516) 935-2333

Key Personnel: Joseph Elowsky, Pres.

Alarm Electronics Mfg. Co.

Rt. 2, Box 99-1
Taylorsville, NC 28681
(704) 632-3365

Key Personnel: Ed Bonner

Manufacturer of miniature wireless transmitters styled as wristwatch, pendent, or key ring used for holdup, medical, auto alarm, door strikes and many other applications.

Aiphone Intercom System

1700 130th Ave. N.E.
Bellevue, WA 98005
(206) 455-0510

Key Personnel: Jim Morrison, Nat'l. Sales Mgr.

Aiphone offers intercom systems for home, business, and industry. From simple two-station to complex commercial and industrial systems, Aiphone intercoms emphasize design simplicity, technical excellence, and reliable performance.

Alarm Products International

375 Rabro Dr.
Hauppauge, NY 11788
(516) 582-1581, (800) 221-3546

Key Personnel: Manny Lopez, Pres.; James Woodson, Sales.

Specializing in apartment or condominium alarms, all self-contained. Ideally suited to the locksmith trade. We also manufacture tape and digital dialers and micro-processor controls.

Al-Ert Mfg. Co.

30 West Old Country Rd.
Hicksville, NY 11801
(516) 931-2262

Key Personnel: Al Carracino, Pres.

All-Lock Co., Inc.

P.O. Box 3042, U.S. Rts. 1 and 130
No. Brunswick, NJ 08902
(201) 545-7000

Key Personnel: Ronald B. Hermann, Pres.; Stan Fine, VP Sales/Mktg.; Rusty Alsbrook, National Sales Mgr.

Domestic and foreign automotive locks and service kits, key blanks, cam locks and service kits, and training seminars.



ASP Covers
the World of
Auto Locks

[Click here for more information](#)

medeco[®]
HIGH SECURITY LOCKS

Integrity
Ingenuity... security
solutions.

[Click here for more information](#)

Allied•Gary

10080 Alliance Drive
Cincinnati, OH 45242
(513) 791-1511, (800) 543-8682
FAX: (513) 791-8625

Key Personnel: Robin Hunt, Pres.; Bill Rimmler, Gen. Mgr.

Manufacturers of quality burglary money chests, cash handling equipment and bank equipment.

Almont Lock Co.

113 School St.
Almont, MI 48003
(313) 798-8950

Key Personnel: A. Popovici, Pres.; G. Wells, VP; W.L. Pluck, Mktg. Mgr.

Almet Hardware Ltd.

8205 Montreal-Toronto Blvd.
Montreal, Quebec H4X 1N1
(514) 364-4211, (800) 363-2114
FAX: (514) 364-4912

Key Personnel: David Klein, Pres.; Jack Klein, VP; Issie Werk, Cont.

Manufacturers of Almet, Classic Delmonte, Toglock, Century, Hampton, Touch of Brass.

American Automotive Security Systems, Inc.

1371 Southside Dr.
Salem, VA 24153
(703) 387-2886

Key Personnel: Wes Burnette, Pres.

The Bulldog Security System combines an ignition interrupt unit with an automatic hoodlocking device designed to protect your car against theft and engine tampering. This includes a Medeco UL listed high security lock, virtually pick proof. We also offer the Bulldog Alarm System.

American Carry-Safe Mfg. Co.

26291 Production Ave. #2
Hayward, CA 94545
(415) 887-1717

American Device Mfg. Co.

P.O. Box 8
1003 West Broadway
Steeleville, IL 62288
(618) 965-3491
(618) 965-9022

American Lock Co.

3400 W. Exchange Rd.
Crete, IL 60417
(708) 534-2000
FAX: (708) 534-0531

Key Personnel: George Junkunc,

Pres.; Ken Erickson, VP Sales & Mktg.; David Anderson, Commercial and Industrial Sales Mgr.; Jan Trojanowski, Inside Sales Mgr.; Bill Sayre, International Sales Mgr.

Manufacturer of solid steel and solid brass padlocks, hasps, cam locks, inner cylinder locks, replacement rim and mortise cylinders and combination padlocks.

American Locksmith Service

5753-G E. Santa Ana Cyn Rd. #231
Anaheim Hills, CA 92807
(800) 633-9311, (714) 528-5500

Key Personnel: Devra R. Stanart; Rick Riegler

For more than 15 years, American Locksmith Service has been manufacturing and supplying quality locksmith tools like the Slim Jim® to the locksmith trade throughout the U.S. We manufacture more than 20 different specialty car door openers and locksmith accessories.

American Security Products Co.

11925 Pacific Ave.
Fontana, CA 92335
(800) 421-6142

Key Personnel: Dave Harman, Pres.; Steve Dunn, VP; Bob Sallee, National Sales Mgr.

Manufacturer of AMSEC, Star and major burglary and fire resistant safes.

American Shield Corporation

2550 Beckley Meade Ave., Ste. 100
Dallas, TX 75237
(800) 553-4272, (214) 709-5555
FAX: (214) 298-9442

Key Personnel: Alain Varenne, Pres.; Don W. Fowler, VP-GM; Jana Bevers, Associate

Products include JPM 90 and 93 Series Push Bars in standard and fire-rated models, and JPM Cross Bar Exit Devices for all doors, including tempered glass. American Shield Corporation is the US subsidiary of Chauvat-Sofranq or "JPM." In business since 1635, JPM is one of Europe's oldest lock manufacturers.

Amerock Corp.

4000 Auburn St.
Rockford, IL 61101
(815) 963-9631

Manufacturer of Carriage House, Monterey, Bonaventure, Charter, Collections, Amerock Door Locks, Value Plus, Royal Family, Colonnade, Colonial Classic.

Amsco•Valley Forge

101 Corporate Drive
Hauppauge, NY 11788
(516) 435-1400
NY: (800) 832-8898
USA: (800) 645-5604

Key Personnel: Mel Minoff, Pres.; Sal Saccullo, VP

Automotive Manufacturing and Supply Co. purchased Valley Forge Products Co. Inc. from Avnet on April 1, 1988. Amsco•Valley Forge will be updating and increasing their coverage of foreign and domestic automotive ignition, door and trunk locks in the near future.

Anes Electronics

4112 Del Rey Ave.
Marina Del Rey, CA 90292
(213) 821-8808, (800) 826-2419 (CA),
(800) 445-8458 (Nat'l.)

Key Personnel: Shel Kirshner, Pres.; Edie Kirshner, Exec. VP; Tom Molter, VP Sales/Mktg.

Complete automotive security, steering wheel locks, hood and trunk locks, and other mechanical locks.

Architectural Control Systems, Inc.

10666 Gateway Blvd.
St. Louis, MO 63132
(314) 432-5588
FAX: (314) 432-2090

Key Personnel: Dave Senften, Pres.; Tony Caponi, VP; Mark LeGrand, Sales Mgr.

Manufacturers of the patented Gemini Locking System and Gemini High Security Keypad. Electric mortise and cylindrical locks are our specialty. Included in the ACSI product line are electric hinges, electromagnetic locks, electric strikes, electric bolts, power supplies and a full line of door controls and accessories.

Aritech Moose Security Products

1510 Tate Blvd, SE
Hickory, NC 28602
(704) 322-2333, (800) 438-8118-Sales
(800) 438-8174-Technical

Key Personnel: David Miller, VP-GM; John Marengi, VP-Mktg; David Ledgerwood, VP-Sales.

Aritech Moose Security Products manufactures a diverse line of security equipment including control panels, motion detectors, sirens/speakers, power supplies, digital communicators, and magnetic contacts, everything needed for a complete security system. Our top quality products are available through a wide distribution network.

Armadillo Safes

P.O. Box 421
San Marcos, CA 92069
(619) 471-0181
Key Personnel: Mike Walsh

Armite Laboratories

1845 Randolph
Los Angeles, CA 90001
(213) 587-7744
FAX: (213) 587-5075
Key Personnel: J.H. Armington, Pres.;
Howard Hansen, VP-Sales; Mary Wilcox, Controller

Manufacturer of moisture remover, antiseize, rust buster, synthetic instrument oiler. Manufacturing since 1928.

Armor Safe Corp.

1435 Grand Ave.
P.O. Box 1719
San Marcos, CA 92069-0580
(619) 744-4992
FAX: (619) 471-0974
Key Personnel: Sunny Gilbert, VP; Gary Guinn, Sales Engineer; Larry Porter, VP

Complete line of UL labeled TL-15, TL-30 burglar resistive money safes for supermarkets and drug chains. Special designs for clients' individual requirements.

Armstrong Security Lock Corp.

54-45 44th St.
Maspeth, NY 11378
(800) 622-LOCK, (718) 392-9000
Key Personnel: Mark Berger, Nat'l. Sales Mgr.

A Division of Securitech Group, Inc., Armstrong created the 2-inch dead-bolt, top rated by Consumer Reports. DoubleThrow projects a full two inches while leaving 5/8" of solid steel inside the door. New 1 1/2" throw model also available for special applications (narrow jambs, sidelights, etc.).

Arrow Lock Corp.

103-00 Foster Ave.
Brooklyn, NY 11236
(718) 257-4700
Key Personnel: E. Pugatch, Pres.; L. Kunz, VP Martin Rosenfield, Contract Sales Mgr.

Full line of door locks—cylindrical, mortise, tubular deadlocks and interchangeable cores, locks and tools.

ASSA High Security Locks

1235 Naperville Drive
Romeoville, IL 60441
(708) 759-3222,
FAX: (708) 759-1060

NATIONAL AUTO LOCK SERVICE, INC.

National Auto Lock Service, Inc. offers a wide range of equipment and services for the Automotive Locksmith. From tools and hardware to find key blanks to transponder programming, we can take the mystery out of car service. We accept credit card orders, and can ship COD. Contact us for the latest in automotive technology.

www.laserkey.com

Assa High Security Locks

Continued from page 33

Key Personnel: Wayne Wilkerson, Pres.; Jim O'Halloran, VP-Marketing & Sales; Tom Klijowski, Controller

ASSA manufactures the 6000 series high security lock and cylinder products, including retrofit cylinders for mortise, rim and key-in-knob locks, and also padlocks and high-security deadbolts.

Audio Alert Systems

4208 Dover Rd.
Louisville, KY 40216
(502) 448-6699

Key Personnel: Glenn Isaacs

AutoPage, Inc.

1815 West 205th St. Ste. 101
Torrance, CA 90501-1525
(213) 618-2002
FAX: (213) 533-0258
Key Personnel: Al Shiffman

Auto-Security Products

P.O. Box 2937
Kirkland, WA 98083-2937
Key Personnel: Buddy Logan, Pres.; Dick Brandon, Marketing Mgr.

Replacement locks, lock parts, keying kits, etc. For over 30 makes of Asian and European vehicles.

AWI/Vingcard Systems

6200 Denton Dr.
Dallas, TX 75235
(214) 358-4631
FAX: (214) 358-2795
Key Personnel: Peter Wilson, Pres.; Diana Guzman, Sales Mgr.

Manufacturer of original equipment and replacement mortise, rim, 1-turn and dummy cylinders. Additionally the Convert-A-Lock™, File Guard™ and Welch™ products.

J Barrs

8555 Tonnele Ave.
North Bergen, NJ 07047
(201) 868-4444
Key Personnel: Frank J. Catricola, Pres.
Manufacturers of J Barrs.

Baldwin Hardware Corporation

841 E. Wyomissing Blvd.
Reading, PA 19612
(215) 777-7811
FAX: (215) 777-7256
Key Personnel: Peter Fayerman, Pres.; Bruce Campbell, VP-Sales/Mktg.; Wayne Baker, Dir.-Sales-Hardware Div.
Baldwin manufactures forged brass residential and commercial locks, trims

and other architectural hardware and offers a full range of lock functions and trim designs. Locks are available with various backsets. Products are especially designed for use on high-end custom residential and commercial projects.

Baton Hardware Co.

10852 Clearwater Circle
Huntington Beach, CA 92648
(714) 847-1401
Key Personnel: Steve Shiao, Peace Hsu
Manufacturers of Baton.

Bell Glass and Mirror Co.

894 Coney Island Ave.
Brooklyn, NY 11218
(718) 633-4000
Key Personnel: Art Brenner, GM
Manufacturers of Bell Detection Mirrors, Bell Security Mirrors, Bell Surveillance Mirrors, Bell Safety Mirrors, Bell Traffic Mirrors, Bell Mira-Domes, Bell Convex Mirrors.

Belwith International

18071 Arenth Ave.
City of Industry, CA 91748
(818) 965-5533
Key Personnel: Hugh Heflin, Pres.; Bill Skelly, Nat'l. Sales Mgr.

Belwith offers a complete line of auxiliary security devices. Full line of padlocks, window locks, keyed window locks, keyed door locks, night latches, deadbolts, keyed specialty locks. Locksmith in store display merchandisers also available.

Best Lock Corp.

P.O. Box 50444
6165 E. 75th St.
Indianapolis, IN 46250
(317) 849-2250

BiLock

2420 Carson St. Ste. 125
Torrance, CA 90501
(213) 328-7030
FAX: (213) 328-7829
Key Personnel: Bob Vanderleek

Blackhawk Products

105 S. Ridgeland
Oak Park, IL 60302
(312) 383-9632
Software products for IBM include KBX: Key Blank Cross-References, CBI: Code Book Index, and DAC: Domestic Auto Codes. We also have the GM Encoder, a reverse code book for General Motors Codes.

Blank Plastics

225 Rivermoor St.
Boston, MA 02132
(617) 325-9600
(800) 225-4375
Key Personnel: Eric Blank, VP Mktg.; Michael Blank, VP Sales; Eric Domschine, Sales Mgr.

Blank Plastics is a major manufacturer of printed plastic products for the security and lock industries. Blank's product line includes high security access entry cards, credit cards, I.D. cards and systems plus parking tags and visitor badges. Blank also manufactures products like Stor-A-Key, a credit card that holds two spare keys on one side and a promotional message on the other. A perfect business card or give away for locksmiths, banks, or any security company.

Borroughs Tool

2429 N. Burdick
Kalamazoo, MI 49007
(616) 345-2700
Key Personnel: F. Survilla, GM; Jeff Matson, Pur.; Phil Eve, Eng.

Service tools for GM automotive lock systems.

Brainerd Manufacturing Co.

115 N. Washington St.
East Rochester, NY 14445
(716) 586-0028
Brainerd Manufacturing has a full line of solid brass hand polished chain door guards, slide bolts, window lock, kick plates, pull plates, cabinet hinges, hasps, and door viewers.

Bridgeman

1511 E. Edinger Ave.
Santa Ana, CA 92705
(714) 543-2691, (800) 854-6293
Vault doors, vault panels, TL-15 Ongard and TL-30 Crossgard safes, safe deposit boxes and lockers, card access control units, point to point pneumatic carrier systems, pneumatic drive-up systems, "X-4" safe deposit box locks.

Briggs & Stratton Technologies

P.O. Box 702
Milwaukee, WI 53201
(414) 259-5218
FAX: (414) 259-5898
Key Personnel: Harry Stratton, VP-GM; Curt Larson, VP-Sales & Mktg.; Scot Hooper, Service Director
One of the most respected names in automotive locks and keys.

R.R. Brink Locking Systems Inc.

500 Earl Road
Shorewood, IL 60436
(815) 744-7000
FAX: (815) 744-7020

Key Personnel: Robert R. Brink, Pres.;
Diane M. Ganster, VP Operations;
Charles R. Brink, Sales-Mktg.-Estimates
Mgr.

R.R. Brink Locking Systems manufactures electromechanical locks and control systems with emphasis on detention hardware. Included in the product line are: Heavy-duty swinging door electric locks; sliding door locking and operating devices; access panel latches and deadbolts; door position switches; security door pulls, and high-security six-pin cylinders.

Brookfield Industries

99 West Hillside Ave., P.O. Box 548
Thomaston, CT 06787
(203) 283-6211

Key Personnel: Karl Kinzer

Brown Safe Manufacturing

439 West San Marcos Blvd.
San Marcos, CA 92069
(619) 744-4888

Key Personnel: Fred Brown, Melissa Brown

Buddy Security Systems

1350 S. Leavitt
Chicago, IL 60608
(800) 443-5133

Key Personnel: Sam DiFiglio Sr., Pres.;
Rich Matula, Sales Mgr.

Buddy Security Systems manufactures all their products in the U.S.A. They have a complete line of high quality cash boxes, key cabinets and an ever-expanding line of safes.

California Security Cans

530 Cypress Ave.
Hermosa Beach, CA 90254
(800) 848-0067

Key Personnel: Margaret Meenahan

We specialize in the manufacture of can safes made from the actual product container.

Cannon Safe Inc.

9358 Stephens St.
Pico Rivera, CA 90660
(213) 692-0636, (800) 222-1055 (CA),
(800) 242-1045 (Nat'l.)
FAX: (213) 692-7252

Key Personnel: Steve Baker, Pres.;
Richard J. Rundell, GM

Manufacturer of various size gun and home security safes as well as a complete line of steel safes.

Capricorn Electronics Inc.

Hwy. 321 South, P.O. Box 66
Maiden, NC 28650
(704) 428-3451 (NC),
(800) 438-3750 (Nat'l.)

Key Personnel: Keith Long, Pres.; Bill Gronning, VP Eng.; Robbie Roberson, VP Op.

Complete burglary and emergency wireless/hardwire systems. Identification of up to 48 individual keypad, smoke, handheld, window/door, miniaturized pendant, glassbreak, transmitters, etc. Hardwire zones identified also.

CCL Security Products

321 Ellis St.
New Britain, CT 06050-4360
(203) 229-6199
FAX: (203) 223-7601

Key Personnel: Jim Madigan, Dir. of Sales/Mktg.

CCL Security Products manufactures and markets a complete line of locking devices featuring Sesamee padlocks, keyed padlocks, handles and key-blanks. We are a member of the Eastern Company Hardware Group which includes Illinois Lock Company and Eberhard Manufacturing.

Centurion Deposit Corp.

237 Highland Pkwy.
Roselle, NJ 07203
(201) 241-9277

Key Personnel: E.L. Bianco, Pres.

Depository safes and money chests produced to world class specifications.

C.H.A.M.P.S.™ Lock Protection Devices

P.O. Box 473
East Wareham, MA 02538
(508) 759-6764
(800) 666-6959
FAX: (508) 759-8271

Key Personnel: John LaBerge, Field Rep.-Canada; A. Hank Stern, Field Rep.-Florida; Irv Permon, Field Rep.-Massachusetts

C.H.A.M.P.S., the locksmiths' secret to security. Champs CCL-21, CCL-27 fits most cylindrical key and knobsets from standard duty to high security. C.H.A.M.P.S.™ CD-1 tubular deadbolt shield fits most tubular deadbolts from standard duty to high security. Comes in US26D finish. Fits 2 3/8 or 2 3/4 backsets.

Chicago Lock Co.

4311 W. Belmont Ave.
Chicago, IL 60641
(312) 282-7177

Key Personnel: Dale N. Padjen,
Sales Mgr.

Over 70 years experience in the design and manufacture of locking cylinders. The original designers of the Ace tubular lock. Products available through local distributors are original replacement keyblanks, single bit, double bit, Ace and pin tumbler locks.

Circle-Ess, Inc.

214 East 2 St.
Hastings, NE 68901-5217
(402) 462-2737

Key Personnel: B.G. Sager, Pres.; H. Roger Grace, Sec'y./Treas.

Main products, Circle-Ess MB8202 key cutting machine. Operates from 12 volts AC or DC or 120 volts AC 50-60 cycles. May be re-wired for use on 220 volts to 250 volts.

Clifford Electronics

20750 Lassen St.
Chatsworth, CA 91311
(818) 709-7551

Key Personnel: Keith Field

Code-Alarm, Inc.

950 E. Whitcomb
Madison Heights, MI 48071
(313) 583-9620, (714) 775-4868 (CA)
(800) 421-3209

Key Personnel: Jay Smith, VP-Sales;
David Miller, VP-Mktg.; Frank DeMarco,
Mktg./Ad. Mgr.

Code-Alarm, Inc. of Madison Heights, Michigan, is a leading designer, manufacturer and marketer of vehicle security systems, and has recently introduced an integrated home security system. Vigorous industry growth, and growing demand for Code-Alarm®, Mirage®, General Motors, Ford and Chrysler security brand products, all made by Code-Alarm, propelled sales to record levels for 1988.

Cole National Corp.

29001 Cedar Rd.
Cleveland, OH 44124
(216) 449-4100, (800) 321-2653
FAX: (216) 461-3489

Key Personnel: Jeffrey A. Cole, V-Chmn.;
J.E. Cole, Chmn.; William Shepard,
GM/Cole Key Corp.

Manufacturers of Cole Key Corporation products.

Continental Instruments Corp.

70 Hopper St.
Westbury, NY 11590
(516) 334-0900
FAX: (516) 334-0235

Continued on page 41

Continental Instruments

Continued from page 36

Key Personnel: Michael Morgenstern, Pres.; John Banks, VP; Robert Weinstein, Product Mgr.

Access control systems that control from one to hundreds of doors and thousands of card holders and also monitors alarm inputs. Your choice of Hands-Free™ proximity, Wiegand effect, magnetic stripe or infrared reader technology. All systems are available with English language printout. Cypher® Lock, electronic combination lock.

Continental Micro, Inc.

P.O. Box 394

Park Ridge, IL 60068

(708) 692-3630

Key Personnel: Thomas Swiderek, Pres.; Lori Lane, V.P.

Manufacturer of code cards of all types for HPC 1200 CM Code-A-Key Code Machine. High grade cutters for 1200 CM Code Machine.

"Controller Systems" Corporation

21363 Gratiot Ave.

East Detroit, MI 48021

(313) 772-6100

Key Personnel: Henry J. Luks, Pres.

Manufacturers of wireless equipment since 1970. Stand-alone units for residential, condo, apartments and light commercial properties. Self-contained with siren, entry/exit delays, stand-by battery and AC outlet for turning lights on and off.

Corbin Hardware Group A Black & Decker Co.

225 Episcopal Rd.

Berlin, CT 06037

(203) 225-7411

Key Personnel: Charles Hummel, Gen. Sales Mgr.; Charles Murray, Nat'l. Sales Mgr.; Joe Devine, Mgr.-Special Mkts.

Corbin Hardware has been providing quality hardware since 1849. Complete line includes locksets, closers, exit devices, key systems, and related locksmith supplies and parts.

Corby Industries, Inc.

1501 E. Pennsylvania St.

Allentown, PA 18103

(800) 652-6729

(215) 433-1413

FAX: (215) 435-1963

Key Personnel: Jeffrey Anthony, Sharon Cain, Richard O'Donnell

Corby Industries, Inc., provides access

control systems, accessories, supplies and digital electronic keypads for every application. Corby systems are available for any size installation: From a single door with several hundred users to computer-based systems with hundreds of doors, multiple building locations and thousands of doors, multiple building locations and thousands of users.

CorKey Control Systems, Inc.

20705 S. Western Ave. #108

Torrance, CA 90501

(213) 533-1425

Key Personnel: Bruce Sedley, Pres.; Barry Meisels, VP; Thomas McKenzie, GM

CorKey Control Systems can provide a magnetic key system that operates on mechanical magnetic door locks. This product and its quick change capabilities has been used in hotels, office and industrial buildings, parking systems, etc. The encoding the re-keying equipment will allow you to have complete control of the system.

Crimestopper Security Products, Inc.

1770 So. Tapo St.

Simi Valley, CA 93063

(805) 526-9400, (800) 66-ALARM

FAX: (805) 581-9500

Key Personnel: Howard Miller, Pres.; Sharon Miller, VP; Larry Peterson, GM.

Complete line of automotive security products and accessories including remote control devices, paging alarms, digital and keyless entry systems, key type systems to meet every requirement and vehicle.

Curtis Industries, Inc.

34999 Curtis Blvd.

Eastlake, OH 44094

(216) 951-2400

FAX: (216) 951-2400 Ext: 398

Key Personnel: F. Kuhar, Pres.; D. Tengel, VP Sales/Mktg.; T. Morse, Security Products Mgr.

Curtis is a leading manufacturer of key blanks; key duplicating machines, (including the #2, the Keymatic 2000, and the Keymatic 3000); the Number 15 Code Cutter; and the Number 16 Commercial and Residential Code Cutter. Curtis also distributes many additional locksmith items via its own salesforce covering the U.S., Canada and U.K.

Custom Security Products Mfg. Inc.

P.O. Box 4553

Thousand Oaks, CA 91359

(800) 522-7627 (Nat'l.),

(805) 522-5580 (CA)

Key Personnel: Elizabeth Hughes, Pres.; John Lamel, Nat'l. Sales Rep.

Snap-A-Keys/tubular keys - no machine required. Tubular key blanks Nylon handle "A-bow" tubular keys. Greenwald, tubular key blanks. Pickmaster®, Tubular locks. Greenwald lock picks. Decoder keys, specialty tools for locksmiths.

Dalme, Inc.

7234 Eton Ave.

Canoga Park, CA 91303

(818) 712-0422

Key Personnel: Vincent Gagliano

Dayton Safe Company

605 Springfield St.

Dayton, Ohio 45403

(513) 253-6668

Key Personnel: Sara Nagler, Pres.; Elliot Nagler, Sec'y.

Dayton Safe Company has a standard line of money chest models, these units can be modified to satisfy your requirements. We also custom design and build, from drive up depositories to under counter "bleed boxes." Our solid steel safes are available in "B," "C" and "E" rate, with deposit slots, time locks, etc.

DBD Enterprises

P.O. Box 3463 CRS

Johnson City, TN 37602

(615) 928-6612

Key Personnel: Don Dennis, Owner

DBD Enterprises manufactures safe jigs and tools under the trademark of Stationmate. The Stationmate jigs are designed to hold safe doors while you perform the required work. The line of safe hand tools will reach the market early 1989.

Del Norte Security Systems

1100 Pamela Dr.

Euless, TX 76039

(817) 267-3541

Key Personnel: Jeff Wilson

Detec Security Systems, Inc.

10 Hughes Street, Suite A-101

Irvine, CA 92718

(800) 677-7765

FAX: (714) 855-3840

Key Personnel: Mike A. Sansky, Pres.

Designers and manufacturers of innovative security equipment for home, business, motorhome, boat and door announcers. Our entire product line is designed for the do-it-yourself project.

Detex Corp.

302 Detex Dr.
New Braunfels, TX 78130
(512) 629-2900, (800) 729-3839
FAX: (512) 620-6711

Key Personnel: Dan Sedgwick, Pres.;
Anthony L. Mudford, VP; Robert R.
MacDonald, Director-Mktg.

Detex designs and manufactures security and safety equipment products for commercial, industrial and institutional buildings. We offer individual "off-the-shelf" units capable of stand-alone or interface into complete systems coordinated to suit a specific need.

Detroit Mini-Safe Co.

9950 Freeland Ave.
Detroit, MI 48227
(313) 931-7720
FAX: (313) 931-7735

Key Personnel: Sheldon Wiener,
Owner.

All steel deposit safes for trucks, stores,
theaters, gas stations.

Dexter Lock

300 Webster Rd.
Auburn, AL 36830
(205) 826-3300
FAX: (414) 444-0322

Diebold Inc.

1035 Industrial Pkwy.
Medina, OH 44256
(216) 725-0811
Key Personnel: John Boyajian, Dir.

Manufacturers of Banklock.

Dom Security Locks Co.

225 Episcopal Rd.
Berlin, CT 06037
(203) 828-7281

Key Personnel: Edward Poole, Sales
Mgr.

Manufacturers of DOM.

Don-Jo Mfg.

P.O. Box 62
Leominster, MA 01453
(617) 534-1115

Key Personnel: Tim Roy, Comptroller;
Joey Dalessio, Nat'l. Sales Mgr.

Don-Jo manufactures door filler plates,
frame filler plates, latch protectors,
A.S.A. strikes, security strikes, adjustable
strikes and conversion plates. All pro-
ducts are made in the U.S.A. of quality
materials and packaged with the lock-
smith in mind.

Doorguard Systems, Inc.

2601 Rolling Road 101
Baltimore, MD 21207
(301) 281-0022, (800) 442-MAGS
FAX: (301) 785-0927

Key Personnel: Sonny Croson, Pres.;
David Coffland, VP-Sales/Mktg.


Doorguards Systems, Inc. manufactures
electromagnetic locks and time delay
egress systems. doorMAG® is a security
lock available in six models, all UL listed.
doorGUARD® is a fail safe life safety sys-
tem allowing full compliance to NFPA
101 locking of emergency exit doors. All
Doorguard products are UL listed.

The Door Lock Co., Inc.

P.O. Box 881
Smithtown, NY 11787
(516) 265-2299
FAX: (516) 234-2715
Key Personnel: Peter Norden

Door Systems, Inc.

333 Byberry Road
P.O. Box 576
Hatboro, PA 19040-0576
(215) 672-8087
FAX: (215) 672-8298
Key Personnel: David C. Deardorff,
Pres.; Tanya Kunevich, VP; Alan Scot-
kin, VP



**Choose S&G Comptronic
electronic safe locks for...security...
technology...tradition.**

[Click here for more information](#)

DSI is the exclusive supplier of the Digital Door Lock™, a keyless, push-button, mechanical access control for all types of residential and commercial doors and cabinets. DSI offers seven models and 10 finishes for both new and replacement installations.

**Dor-O-Matic
Div. of Republic Ind. Inc.**

7350 W. Wilson Ave.
Chicago, IL 60656
(312) 867-7400

Manufacturers of Dor-O-Matic, Invisible Dor-Man, Jr-Swing

Dorma Door Controls Inc.

Dorma Drive
Reamstown, PA 17567
(215) 267-3881
FAX: (215) 395-8027

Key Personnel: Steve Hildebrand

DynaLock Corp.

280 Redstone Hill Road
Forestville, CT 06010
(203) 582-4761
FAX: (203) 584-5954

Key Personnel: Ralph A. Sittnick, Pres.; Archibald Gibson, VP; Constance Gibson, Sec'y.

DynaLock Corp. is a manufacturer of Advanced Design Electromagnetic and Electric Deadbolt locks for high security and access control installations, plus supportive equipment such as power supplies, station controls, keyswitches, control consoles, and mounting accessories.

Dynatec International

3594 West 1820 South
Salt Lake City, UT 84104
(801) 973-9500

Key Personnel: Dale Gledhill

Manufacturers of: Sofstop™, the air cushioned doorstop; The Security Guard™, the simulated alarm; Cover-up Doorstop, the doorstop designed to cover damaged walls.

Eagle Security Systems

641 Center Ave.
Mamaroneck, NY 10543
(914) 698-4811, (800) 645-7455

Key Personnel: Jack Murphy, Pres.; Ray Plunkett, Sales Mgr.

Removable core systems and products, cylindrical locks, padlocks, rim and mortise shells capping tools and parts. All your needs for 6 and 7 pin systems.

Eagle Tool Company

P.O. Box 48981
Chicago, IL 60648-0981
(800) 426-5309
FAX: (312) 262-5977

Key Personnel: James R. Dillon, Pres.; Julie A. Dillon; Jessica A. Dillon

Manufacturers of the original "Force Tool," the new "Side Bar Drill Guide" and the new "Six Shooter" lock extractor. A complete line of car entry tools, foreign and domestic automotive replacement locks-keyblanks, pick sets, rocker picks manuals and other locksmithing supplies.

ECCO Industries, Inc.

130 Centre St.
Danvers, MA 01923
(508) 777-7750
FAX: (508) 777-7753

Key Personnel: Michael A. Backler

E.O.W. Products, Inc.

5635 Francis Lewis Blvd.
Oakland Gardens, NY 11364
(718) 229-4545

Key Personnel: Steve Shean, Pres.; S.K. Wu, VP; David Chen, VP.

Key cutting machines for professionals.



SCHWAB CORP.

Fire protection for your vital records.

**Free freight!!
No middle man!!**

[Click here for more information](#)

Entry Alert

P.O. Box 739
Geyersville, CA 95441
(703) 433-6892
Key Personnel: Kryn Teeuw

ESP Corp.

375 Harvard St.
Leominster, MA 01453
(508) 537-6121
FAX: (508) 537-1699
Key Personnel: Vince Spadafora, V.P.
Sales & Mktg; Brian Baker, Nat'l Sales
Mgr.

Manufacturer of key blanks, key duplicating machines, locksmith tools and equipment, cam locks, desk and pin tumbler, mailbox and file cabinet locks, consumer accessories including Hide-A-Key, Key Koil, Ident-A-Key, Design-A-Coil, Spiderclip and Key Klip. Other trade names: Omni Speed Bore.

Essex Technologies Corp.

1130 Mark Ave.
Carpinteria, CA 93013-2987
(805) 684-7601, (800) 628-9673
FAX: (805) 684-0232
Key Personnel: K.F. Zimmermann, Pres.;
Kathleen Morgan, Mktg. Coordinator

Essex Technologies Corporation is a manufacturer of Keyless Entry® Coded Access systems for residential, commercial, elevator and automotive applications. All systems include weather and vandal resistant touchpads. The residential and commercial Keyless Entry® Systems provide years of reliability and are simple to install.

Ever-Gard Vehicle Security Systems

53 Sheldrake Ave.
Larchmont, NY 10538
(914) 834-7126
FAX: (914) 834-6922
Key Personnel: Richard Peters

Henry A. Evers Corp.

72 Oxford St.
Providence, RI 02905
(401) 781-4767
(800) 55-EVERS
Key Personnel: Anthony J. D'Orio,
Pres.

Facilitrac

64 East Broadway Rd.
Ste. 230
Tempe, AZ 85282
(800) 843-8722
Key Personnel: Michael Marinello,
Mktg. Dir.

Grandmaster™-PC-based computerized key control software. Tracks thou-

sands of locks, keys, personnel and all other related information. Prints 14 informative reports for locksmiths as well as the office administrator. Easy to operate, simple to set-up, with multi-level password security and on-line help.

Falcon Lock

7345 Orangewood Ave.
Garden Grove, CA 92645
(714) 373-2873
FAX: (714) 373-1377
Key Personnel: Ed Johnson, Pres.; Bob
Arnold, VP-Sales

Commercial locksets.

Ferma-Lok Inc.

243-22 Merrick Blvd.
Rosedale, NY 11422
(718) 525-0568
Key Personnel: Bruno Interrante, Pres.;
Elizabeth Rallo, VP.

We are manufacturers and distributors of an effective anti-theft device for the trunk of General Motors cars.

Fichet-Bauche North America

1255-A Oakbrook Dr.
Norcross, GA 30093
(404) 448-5593, (800) 241-2110
FAX: (404) 263-6567
Key Personnel: Philippe Rimbart, Pres.

Manufacturers of Fichet-Bauche.

Fireking International, Inc.

900 Park Pl.
New Albany, IN 47150
(812) 948-8400
Key Personnel: Van G. Carlisle, Pres.
Manufacturers of Fire King.

Folger Adam Co.

16300 W. 103rd St.
Lemont, IL 60439
(708) 739-3900
FAX: (708) 739-6138
Key Personnel: Donald C. Stading,
Pres.; Robert J. Carter, VP-Sales
Manufacturer of Folger Adam.

Fort Knox Security Products

1051 No. Industrial Park Rd.
Orem, UT 84057
(800) 821-5216
Key Personnel: Tom James, Pres.

Fort Knox is the only home security safe company using rack and pinion gear mechanisms to secure their doors. Banks have been using this system for over 100 years.

Fort Lock Corp.

3000 River Rd.
River Grove, IL 60171
(800) 323-1587, (708) 456-1100
Key Personnel: Lloyd Falk, Pres.; John
Hutzenlaub, VP Mktg./Sales

Manufacturer of round and flat key switch, cam and specialty locks. A complete series of these locks are manufactured as multi-function locks® exclusively for the locksmith. All come packaged to create many different locks all from one set of parts and are rekeyable. Contact factory to become an authorized dealer.

Framon Mfg. Co., Inc.

909 Washington Ave.
Alpena, MI 49707
(517) 354-5623
Key Personnel: Frank Agius, Pres.

Franklin Manufacturing Div. of Embassy Ind.

300 Smith Street
Farmingdale, NY 11735
(516) 694-1800
FAX: (516) 694-1836
Key Personnel: Lawrence Franklin,
Pres.; Bernie Mandel, Nat'l Sales Mgr.;
Pat Rosen, Administrative Assistant

Manufacturer and importer of quality security products since 1925. Line includes: deadlocks, jimmy proof locks, night latches, garage door locks, rim and mortise cylinders, chain door guards, door viewers, police locks, showcase locks, letter box and drawer locks, patio doors and all types of window locks.

Fulton Lock Co.

Div. Cleidotech Systems Ltd.
88 Fulton Street
New York, NY 10038
(212) 732-1314
FAX: (212) 962-0232
Products: Quality key machines and
key blanks.

Gardall Safe Corporation

P.O. Box 30
Syracuse, NY 13206
(315) 432-9115, (800) 722-7233
FAX: (315) 434-9422
Key Personnel: Edward W. Baroody,
Pres.; Caroline Barnicott, Customer
Service Mgr.; Raymond A. Falso, Jr.,
VP-Finance

Safe manufacturer, 350 degree one hour fire resistant safes, models 1310-4820, rotary and front loading depository steel "B" rated safes, wall and utility safes, dual purpose Z safes with "B" rated burglary safe inside the fire resistant safe. Custom made record safes or steel safes.

Gil-Ray Tools Inc.

1306 McGraw St.
P.O. Box 801
Bay City, MI 48707
(517) 892-6870

Key Personnel: David J. Deuel,
Pres.; Laurie Bedell, Cus. Svc. Mgr.

Gil-Ray Tools Inc. has manufactured premium high speed steel key machine cutter wheels since 1945. New cutters are available direct to the locksmith through their free catalog and are also available through selected distributors. Gil-Ray tools offers a dependable mail-in cutter sharpening service.

GNI

P.O. Box 1675
Santa Rosa, CA 95402
(707) 528-8083

FAX: (707) 528-8085

Key Personnel: David A. Kesselman,
Pres.; Shirlee Turnipseed, Mktg. Coor-
dinator; Jack Thatcher, Production
Mgr.

GNI designs, manufactures and markets proprietary high security fasteners, seals, locking devices and specialized security hardware for OEM accounts.

G.R.I. Telemark Corp.

802 South Elm
Kimball, NE 69145
(800) 445-5218
FAX: (308) 235-3561

Key Personnel: Mary Ann Brothers, Pres.

G.R.I. manufactures magnetic contact switches for the security industry. Recently introduced the unigard window

security bars, which have an alarm device for 24-hour protection. Gives the classic look of french windows. Removes easily for fire safety or cleaning. Windows can be opened or closed with alarm on. Life-time warranty.

Guard Security Hardware

808 Georgia Ave.
Brooklyn, NY 11207
(718) 272-1540

Key Personnel: Howard Berger, Pres.;
Bobby Winterstein, VP-Mktg/Sales

Manufacturer of Guard, Encoda, Mag-
num II.

Hager Hinge Co.

139 Victor St.
P.O. Box 12300 Souldard Station
St. Louis, MO 63104
(800) 325-9995
FAX: (800) 782-0149

Key Personnel: A.W. Hager III, Pres.;
John Wotawa, VP Sales; Frank
Bloecher, VP Architectural Sales

Hager Hinge has been in the business of manufacturing contract grade hinges, spring hinges, electric hinges and consumer hardware for over 135 years.

Hampton Lock Co.

1570 S. Acoma
Denver CO 80223
(303) 778-7333

Key Personnel: Jeannine Hampton,
Pres.; Tracy Hampton, VP.

Hampton Lock Company, features weather-proof, rustproof, and waterproof padlocks. Hampton has introduced their "designer locks" for an exciting new look in padlocks for today's color-conscious marketplace. Other new and innovative products from Hampton include Lok-Box and Mini Lok-Box portable security vaults.

**Hanchett Entry Systems,
Inc./h.e.s., Inc.**

21622 N. 7th Ave.
Phoenix, AZ 85027
(602) 957-2472, (800) 626-7590
FAX: (800) 626-7590

Key Personnel: Leland J. Hanchett, Jr.,
Pres.; Michael A. Webb, V.P.-Mktg.

H.E.S. manufactures a complete line of heavy duty UL fire door and burglary resistant listed electric strikes able to accommodate virtually every type of lockset, including the ability to release a 1" deadbolt. H.E.S. also manufactures a new line of adjustable electromagnetic door holders used with fire and smoke barrier doors.

SRI
SECURITY
RESOURCES INC.

*SRI and Tech Train
Productions are the
automotive specialists -
your best source for
automotive tools,
manuals, and videos.*

[Click here for more information](#)

Harloc Products Corp.

P.O. Box 429
Taylorsville, KY 40071
(502) 477-8822, (800) 542-7562
FAX: (502) 477-8831

Manufacturer of Unilatch, Unibolt.

Harrison Electronic Systems

51 Gravel St., Box 1758
Wilkes-Barre, PA 18705
(717) 825-0540, (800) 422-5050
FAX: (717) 823-6343

Key Personnel: Peter Uzups, Nat'l Sales Mgr.; Karen Keefer, Mktg. Director; Joanne Post, Mktg. Sales Mgr.

Harrison Electronics, vehicle security manufacturer since 1971, offers a full line of remote control and passive vehicle alarms, starter kills, sensors and installation hardware. Harrison's transmitter-pager is used for vehicle, home and business protection. Harrison is a full-service company, providing toll-free technical support, installation training, and consumer displays and brochures.

Hartwell Corp.

950 S. Richfield Rd.
Placentia, CA 92672
(714) 993-2752
FAX: (714) 993-4783

Key Personnel: Peter Jeanseau, Sales Mgr.

Shack'l Shield brand padlock hasp prevents the use of bolt cutters on padlocks. It is available in a variety of sizes and styles to fit most heavy duty and removable core padlocks.

Hayman Safe Co., Inc.

1295 N. S.R. 426
Oviedo, FL 32765
(407) 365-5434
FAX: (407) 365-8958

Key Personnel: Gary Hayman, Don Jensen

HEWI Inc.

2851 Old Tree Drive
Lancaster, PA 17603
(717) 293-1313

Manufacturer of nylon hardware in 13 colors with contemporary design and consistent styling. Product range includes door hardware, cabinet pulls, bathroom accessories, railings and handicapped support systems.

Hiawatha Inc., J.L. Industries

4450 W. 78th St., Circle
Bloomington, MN 55435
(612) 835-4944
FAX: (612) 835-2218

Key Personnel: Robert Dunn, Pres.; Kirby

Bayerle, VP, Sales/Mktg.; Lloyd Ferrin and Mike McGinnis, Customer Service Reps.

For over 30 years Hiawatha Inc. has been manufacturing architectural door hardware including pulls, pushes and plates. In the last three years, Hiawatha has added products such as vision lites and louvers, heavy duty tubular custom pulls and nylon color pulls, and our latest addition of shower door pulls.

High Tech Tools

1400 S.W. 1st St.
Miami, FL 33135
(305) 649-7014, (800) 323-8324
FAX: (305) 541-0074

Key Personnel: Tony Vigil, Pres.

Manufacturer of automotive lock-out tools for all makes and models of cars. Yearly updates of tools for new models.



To be a World Leader You Need Quality Products, Innovative Technology and Strong Partners.

[Click here for more information](#)

Major
MANUFACTURING, INC.

**Every Installation
Is a Self-Portrait
Of the Person Who Did It.
Autograph Your Work
with Excellence.**

[Click here for more information](#)

Hill Specialty Products

E. 711-17 Walton Ave.
Spokane, WA 99207-3099
(800) 722-1142

Key Personnel: Ruth R. Bower,
Owner/Mgr.; Ilean M. Nelson, Exec.
Asst.; Toki E. Miller, Admin. Asst.

For men we manufacture the 39-N
Okay's Key Safe, 37-C Okay's Key Safes
(for beltless trousers), 79-N Okay's Kee
Pal to wear on belt for carrying keys. For
ladies we make the 52-P and 62-P
Okay's Handi Keys for their keys. Clipped
in purse they are easily available.

Hirsch Electronics Inc.

1751 Langley Ave.
Irvine, CA 92714
(714) 250-8888

Key Personnel: Larry Midland,
Pres.; Rick Foster, Exec. VP.

HPC, Inc.

3999 N. 25th Ave.
Schiller Park, IL 60176
(708) 671-6280
Telex: 72-1444 (HPC SRPK)
FAX: (708) 671-6343

HPC Services: (800) 323-3295
Key Personnel: Jerry Hoffman, Pres.;
Alan Blitstein, VP; Richard Stukus,
VP-Sales/Mktg.

For over thirty-three years, a manufac-
turer of key machines, key cabinets,
locksmith tools, and code books. A pub-
lisher and educator to the lock and
security industry.

Hurd Lock & Mfg. Co., Inc. Div. of Avis Industrial Corp.

603 Bohannon Ave.
Greeneville, TN 37743
(615) 639-4101
FAX: (615) 639-0266

Key Personnel: R. Reid, GM; B. Wal-
lace, Purch. Agt.; J. Kelley, Dir. Mtls.

Hydrosorbent Co.

Box 675
Rye, NY 10580
(914) 937-3548

Key Personnel: Brady Brown, Pres.

Manufacturers of Silica Gel, Hydro-
sorbent.

Iico Uican

U.S.: P.O. Box 2627
Rocky Mount, NC 27802-2627
(919) 446-3321

Canada: 7301 Decarie Blvd.
Montreal, Quebec H4P 2G7
(514) 735-5411

Key blanks: automotive, house, bit, safe
deposit, flat steel, etc. Key

machines: manual, automotive, semi-
automatic, code and special applica-
tion. Locksmith supplies, security hard-
ware, cylinders.

Illinois Lock Co.

301 Hintz Rd.
Wheeling, IL 60090
(708) 537-1800

Key Personnel: S.G. Sanelli,
Managing Dir.

Manufacturer of locks directed toward
the O.E.M. market place including cam,
cabinet and switch locks. Available in a
variety of mechanisms covering a wide
spectrum of security levels.

In-A-Floor Safe Co.

1416-18 S. Los Angeles St.
Los Angeles, CA 90015
(213) 749-2448

Key Personnel: Carl L. Belknap, Flora
Belknap

Manufacturers of In-A-Floor Safe.

Indiana Cash Drawer Co.

1315 S. Miller St.
P.O. Box 236
Shelbyville, IN 46176
(317) 398-6643

Key Personnel: Joseph R. Showers, Jr.,
Pres.; J.R. Showers, III, VP; Bruce L.
Mann, GM

Indiana Cash Drawer Company makes
a broad line of wooden or steel cash
drawers, for over or undercounter
installation, with manual or electronic
controls (for use with business or
personal computer). Manual model TD-1
has finderpull locking assembly with
alarm that sounds if locking mechanism
is improperly manipulated.

International Door Closers, Inc.

East: 1920 Air Lane Dr.
Nashville, TN 37210
(615) 885-7060
(800) 225-6737
FAX: (615) 885-0903
West: 1140 North Kraemer Pl.
Anaheim, CA 92806
(714) 666-0390
(800) 544-4422
FAX: (714) 666-2215

Key Personnel: Kenneth T. Yamato,
Pres.; Paul R. Linder, Sales/Mktg. Dir.

International has been supplying the
industry with hydraulic door controls
and related hardware for nearly a quar-
ter of a century. Surface applied door
closers, overhead concealed door
closers, and storefront door hardware
are available from distribution facilities
in Anaheim, California and Nashville,
Tennessee.

Iseo Locks

2121 W. 60th St.
Hialeah, FL 33016
(800) 421-ISEO (FL)
(800) 443-ISEA (U.S.)

Key Personnel: Bill Wickward, VP

Iseo's manufacturing facilities in Italy
produce some of the finest products in
the world. We are proud of our Perfecta
Bar that has 3" locking bolts that go into
both sides of the door frame. Also a full
line of brass padlocks with hardened
steel shackle and all brass shackles.

ISM America, Inc.

120 W. 44th St.
New York, NY 10036
(212) 768-8460

Key Personnel: Jonah Rosenblatt,
Head of Operations

Exclusive U.S. Importers of ISM high secur-
ity safes and vaults. Number one in qual-
ity and security technology of the future
in ISM today. We maintain a large, con-
stant inventory of its diversified line of
safes, with expert dealers and service
throughout the U.S.

ITL Tools Ltd.

105-12779 80th Ave.
Surrey B.C. Canada
V3W 3A6
(604) 596-8900
FAX: (604) 589-3977

Key Personnel: Gordon Parr, Jim Brooks

H.B. Ives

62 Barnes Park North
Wallingford, CT 06492
(203) 294-IVES

Key Personnel: Roby Briggs, VP-Sales
/Mktg.; Sharon Berry, Director-Mktg.;
Peter Perfosa, Nat'l Sales Mgr-Contract
Market

Since 1876, H.B. Ives has been manufac-
turing fine builders and home hardware
for the commercial, institutional and
residential markets. The line includes
flush bolts and coordinators, surface
bolts, architectural door trim, door stops
and holders, window hardware, hooks
and brackets, cabinet hardware, latch
sets and mortise bolts, exterior door
hardware and bath accessories.

Jackie's Junction

P.O. Box 1368
Sugarland, TX 77487
(713) 568-0800

Key Personnel: Walter Mendlovitz

J & B Key-Rite Mfg.

RD #1, Box 217
Rockwood, PA 15557
(814) 926-2176, (800) 782-8751

Continued on page 50

J & B Key Rite

Continued from page 48

Key Personnel: Jean Gindlesperger, Pres.; William Gindlesperger, Mktg.

The Key-Rite collection composed of high quality precision tools: JB100-electronic key machine adjuster. JB350-digital readout micrometer for measuring pin depths in cylinders, measures high security dimple keys, domestic and automotive keys with ease. JB300 and JB301-code shaft conversion kits for converting the Foley-Belsaw 200 into a precision code machine.

Jensen Tools Inc.

7815 S. 46th St.
Phoenix, AZ 85044
(602) 968-6231

Key Personnel: Gary Treiber, Mktg. Mgr.; Sherman Jensen, Product Dev. Mgr.; Jean Hogg, Sales/Service Mgr.

Jensen Tools Inc. is a manufacturer of tool kits for the electro-mechanical and electronics technician. The company sells tool kits, tools, tool cases, shipping containers, and test equipment through national catalog distribution.

Jet Hardware Mfg. Corp.

800 Hinsdale St.
Brooklyn, NY 11207

(718) 257-9600

FAX: (718) 257-0973

Key Personnel: Alfred Schonberger, Pres.; Fred Lang, VP; George Buchinger, Sec'y./Treas.

Manufacturer of high precision key blanks, tubular keys, Personaline, engraved key blanks, Squarousel key rack display, Keyboard display, key cutting machines, plastic-head keys.

Jet Security Systems, Inc.

800 Hinsdale St.
Brooklyn, NY 11207
(718) 257-9600

FAX: (718) 257-0973

Key Personnel: Alfred Schonberger, Pres.; Fred Lang, VP; George Buchinger, Sec'y./Treas.

Manufacturer of wireless burglar and fire alarms.

Glynn Johnson

4422 N. Ravenswood
Chicago, IL 60640
(312) 878-5500

Key Personnel: Mike Riesen, GM/Pres.; Bob Brokamp, Sales Mgr.

Manufacturer of fine quality builders hardware including overhead stops and holders; manual, automatic and constant latching flush bolts; coor-

dinators; hospital push/pull and roller latches; pivot hinges; locking and non-locking surface bolts; floor and wall stops and holders; cabinet hardware and specialty items.

JT Security Products

P.O. Box 368
Temple City, CA 91780
(818) 289-2559

Key Personnel: James B. Thorp, Pres.

Products include builder hardware, business and technical aides, lock devices, locksmith supplies and tools and computer masterkey systems.

Kaso America

5775 Blue Lagoon Dr. #370
Miami, FL 33126
(305) 261-7074, (800) 222-5276
FAX: (305) 264-0176

Key Personnel: Asko Ojanen

Manufacturer of KASO/KASAM.

Kawneer Door Closers

Industrial Dr.
Itasca, IL 60143
(708) 773-3700

Ke-Master

300 S. Pennell Rd.
Media, PA 19063



**HPC has it all:
Key Machines, Software, Books, Car
Openers, Pick Sets, Tools, Door Guards,
and Key Cabinets**

[Click here for more information](#)

(215) 459-1129
Key Personnel: T.L. Millar, Pres.;
Peter Lindley, Nat'l Sales Mgr.

Ke-Master manufactures single tag and dual tag key cabinets and key control systems for organizing and securing from 20 to 800 keys. Also available are key tags, file drawer key racks and wall key boards.

Keedex Manufacturing

12931 Shackelford Ln.
Garden Grove, CA 92644
(714) 636-5657
FAX: (714) 636-5680
Key Personnel: Cormac Dorsey, Nat'l Sales Mgr.; Julie McCluney, Partner; George Hill, Partner.

Keedex manufactures innovative tools and supplies for the locksmith and safe industries. Locksmith products include reinforcement plates for aluminum frame doors, cylinder guards, 12-volt motors, clip removal tools, followers and the Protect-A-Lok. Safe products include the Safe Buster, change keys sets, safe repair kits and safe drill bits.

Kent-Moore Automotive Div. SPX Corp.

28635 Mound Rd.
Warren, MI 48092
(313) 574-2332, (800) 345-2233
Key Personnel: N. Robert Kindig, Sales/Mktg. Mgr.; Cheryl A. Wilson, Prod./Prom. Coordinator

Kent-Moore is an automotive special tool manufacturer for General Motors. We have designed and developed special automotive locksmith tools to make your job quick and easy. All of our tools are lifetime guaranteed and made in the USA.

The Kett Tool Co.

5055 Madison Rd.
Cincinnati, OH 45227
(513) 271-0333
Key Personnel: H. Rowe Hoffman, Pres., WM. A. Berlier, VP

Specialty cutting portable power saws, shears and nibblers for sheet metal, wood and plastics.

Key Bak Division West Coast Chain Mfg. Co.

P.O. Box 5060
2242 E. Foothill Blvd.
Pasadena, CA 91107
Key Personnel: Craig Paugh, Pres.

Original manufacturer of Key-Bak and Mini-Bak, self-retracting key returns and other key security products. Both products have registered trademarks in

most countries. Made in USA quality and are backed by a limited warranty policy.

Key Control Systems, Inc.

Box 96A, Weil Rd.
Bechtelsville, PA 19505
Key Personnel: S. Schwartz, Mgr.; Kate Bathurst, Nat'l. Sales Mgr.; Nancy Brown, Adv. Coord.

Computerized key control system offers a simple, effective technique to maintain key identification, issue and return of data on a computer. Key cabinets, doorshields, keying charts, a controlled method for a master key system.

Keydex International Inc.

P.O. Box 737
Saddle River, NJ 07458
(201) 930-9056
Key Personnel: Howard A. Osofsky, Pres.; Barbara J. Osofsky, Ex. VP
Manufacturers of Keysaver®.

Keystone Novelty Co. Inc.

137-17 71st Ave.
Flushing, NY 11367
(718) 544-1734
FAX: (718) 544-1872
Key Personnel: Hy Korn

Continued on page 54



LOCKMASTERS
SECURITY
MANAGEMENT

TM



LOCKMASTERS
SECURITY
MANAGEMENT

TM



Providing
quality tools,
parts, and
service
for the
security
professional.

Keystone Novelty

Continued from page 51

Keystone: The new name in high quality key chains and key accessories. Our product line includes: snap clips, wrist coils, pull aparts, cutters, novelty (hand-gun, tool-whistle), tape measures, key ID rings, covers and tags, nail clippers, lanyards, bulk split rings, etc. We do ad specialty.

Keysure

P.O. Box 439, Prince Station
New York, NY 10012-0008
(212) 219-0015

Key Personnel: Len Sideri, CEO
Keysure, a plastic key control container, that protects keys individually. Signatures are required to make it work. Access to the key is not possible without breaking the container, indicating its use. Keysure is not reuseable. Keysure is available as a system for 100's of keys, and is available in blue and clear. Other uses: computer access codes/safe combinations, etc.

Key Systems, Inc.

948 Culver Rd.
Rochester, NY 14609
(800) 888-3553
FAX: (716) 654-7916

Key Personnel: Claudia Herrick, Ofc. Mgr.; George Eckerdt, Pres.; Bruce Fredericks, VP.

Key Systems manufactures key control systems utilizing velcro key tags (Vel-Keys) that adhere to both plastic file panels for office applications and zippered cases for portable applications. Other products permit installing Vel-Keys inside a safe or any smooth surface. Free literature and samples available.

Killeen Security Products

33 Hermon St.
Worcester, MA 01610
(508) 754-1714
FAX: (508) 753-2183

Key Personnel: Norman Doucet, Pres.; Doug Maston, VP

Manufacturer of interchangeable core products. Interchangeable with Best, Falcon, Arrow, Eagle, and Lockwood.

Kinduell Screen Products, Inc.

110 Center St.-Wilder
Newport, KY 41701
(606) 581-5444

Key Personnel: Carole S. Kinduell, Pres.; Rick Donaldson, VP; Scott Theissen, Sales Mgr.

Truck decals, vinyl pressure-sensitive pre-spaced lettering and standard instock logo's. Decals are durable, weather-resistant and easy-to-apply. Kinduell Screen Products, Inc. has been in the fleet marking business for over 30 years. Call or write for your free catalog today.

Knight Safe Mfg.

13361 E. Molette
Santa Fe Springs, CA 90670
(213) 921-9956, (800) USA-BILT,
Key Personnel: Don Moore, Pres.; Dale Emmert, Customer Svc. Mgr.

Manufacturers of "B" and "C" rate chests; UL Labeled TL15 and TL30 chests; custom designed chests; bank equipment; manufacturing plants in Santa Fe Springs, CA, and Allentown, PA; dealer sales only.

KPC

243-07-131 Ave.
Rosedale, NY 11422
(718) 527-6363

Kustom Key

1010 Aviation Dr.
Lake Havasu City, AZ 86403
(602) 453-8338
(800) 537-KEYS (5397)

Continued on page 56



Lockmasters has a 44 year history of training security professionals.

[Click here for more information](#)



DEI

**We have it all.
Quality,
Value,
& Service.**

[Click here for more information](#)

Kustom Key

Continued from page 54

Key Personnel: David Vedder, Pres.; Michael D. Vedder, Sales Mgr.

From our Kustom Key Southern California location we plan to continue our excellent service in supplying neuter bow key blanks, personalized blanks, and large bow hotel blanks. Look for new products to be available within the near future.

Kwikset Corporation

516 E. Santa Ana St.
Anaheim, CA 92803-4250
(714) 535-8111

Key Personnel: John Lang, Pres.; Don Caldane, VP Sales; Steve Price, VP Mktg.

Manufacturer of locksets, leversets, handlesets, deadlocks and other home security products.

Lab

P.O. Box 54
Terryville, CT 06786
(800) 243-8242

Key Personnel: R.A. Labbe, CEO; G.G. Roraback, VP; C.J. Kelly, Exec.VP Mktg.

Manufacture color coded replacement pins and original manufacturers pins, universal pin kits and original pin kits, locksmith picking instruments and professional tools.

La Gard Inc.

3330 Kashiwa St.
Torrance, CA 90505
(213) 325-5670

Key Personnel: Nick Gartner, Pres.

Latch-Gard Co. Inc.

21555 Protecta Dr.
Elkhart, IN 46516
(219) 293-9581
FAX: (219) 293-8181

Key Personnel: Randall Moyer, Pres.; David Geiger, VP

Latch-Gard's new 1/2" cut out model is available for easy installation. Zinc or Durododic finishes are available in both our standard or cut out models. Latch-Gard models come with special jamb pin to prevent prying of door. Latch-Gard covers the complete latch area to prevent latch tampering.

LCN Closers

121 W. Railroad Ave.
Princeton, IL 61356
(815) 875-3311

Key Personnel: W.W. Martin, Mktg. Dir.; P.J. McCormick, Sales Mgr.

LDM Enterprises

P.O. Box 191
Van Nuys, CA 91408
(818) 989-4100

Learning Unlimited

P.O. Box 99038
San Diego, CA 92109
(619) 270-2371

Key Personnel: Carl Cloud, Owner

"Drill Points" are a set of scale size drill templates for seven of the most popular safe locks. Each template is double sided to show normal and an X-ray view for exact drilling locations. Included booklet, "How & Where," selects drill locations and opening procedures for each type of lockout.

Lee Industries

2200 E. Mettler Rd.
Lodi, CA 95240
(209) 462-6991

Key Personnel: David Lee, Pres./Dir.

Manufacturers of Lee Tools.

Le Febure

308 29th St., NE
Cedar Rapids, IA 52406
(319) 366-2771

Key Personnel: K.W. Watts, Pres.; George Miller, Exec. VP; Mylo D. Schultz, VP-Mktg./Sales; D.H. Crew, VP-Eng.-Research

Lindustries Inc.

21 Shady Hill Rd.
Weston, MA 02193
(617) 237-8177

Key Personnel: Willard H. Lind, Pres.; Louise T. Lind, VP

Lindustries Inc., was founded in 1980 to consult with the hardware industry in the development, manufacture and marketing of new fasteners, lock mechanisms and security devices. Among these devices is Leveron, which changes all standard door knobs to lever handle action without removing in-place hardware.

Locksoft

845-K Quince Orchard Blvd.
Gaithersburg, MD 20878
(301) 258-9245

Key Personnel: Jon Payne

Lock Technology Corp.

685 Main St.
New Rochelle, NY 10801
(914) 632-4373

Key Personnel: Frank Nagel, Pres.

High security (Medeco) ignition locks for American cars, KM-3 code key machine, KMV-1 key machine (Kaba,

Mercedes, etc.), locksmith tools, research and development.

Locknetics Security Engineering

560 Birch St., P.O. Box 9337
Forestville, CT 06010
(203) 584-9158

Key Personnel: Steve Kamen, Joel Fastow

With over 33 years experience, Locknetics Security Engineering has become one of the best—by doing more. Not only do our products conform to the most demanding codes, they're all tested and inspected—to meet our stringent quality standards. Manufacturers of the Intel, electromagnetic locks, electric deadbolt locks, and power supplies and station controls.

Lord Safe (USA) Inc.

2420 Carson Street, #120
Torrance, CA 90501
(213) 328-6815

FAX: (213) 328-7829

Key Personnel: Peter Boyd-Cummins, Pres.

Fire safes, home safes, commercial safes, bankers safes, jewelers safes, deposit safes, armored car company, safes, custom design safes, portable vaults, vault doors, safe deposit boxes, TL-30 safes, TRTL 30 x 6 safes and many more.

Lori Lock

Old Tumpike Rd.
Southington, CT 06489
(203) 621-3601

Key Personnel: Dave Florian, Pres.; George N. Nortonen, VP Sales-Mktg.

Manufacturers of solid brass mortise and insert cylinder solid brass decorative door hardware, mortise cylinder deadlocks, Jimmy proof deadlocks, super blocker and cylinder guards, mailbox locks, rim cylinders, and Kaba high security locks.

LSDA

7330 W. Montrose
Chicago, IL 60634

Manufacturer of products sold only through locksmith dealers. Available from these distributors: Acme Wholesale Distributors, Armstrong's Lock & Supply Inc., Canada Lock Products Ltd., Cooks Supply Inc., Hardware Sales & Supply Co., H. Hoffman Co., M. Taylor Inc., and S. Simons Inc.

Lucky Line Products, Inc.

7890 Dunbrook Rd.
San Diego, CA 92126
(619) 549-6699 (CA), (800) 654-6409
(Nat'l.)
FAX: (619) 549-7829
Key Personnel: Ray Howard, Pres.;
Jan Howard, Mktg. Coord.; Dawny
Alsup, Cust. Svc.

Lucky Line Products, Inc. is a leading
supplier of popular key rings and key
accessories. Included in their product
line are the Twisty, Fix-O-Loc Secure-A-
Key and I.D. key tags.

Lund Equipment

P.O. Box 213
Bath, OH 44210
(216) 659-4800
(216) 659-4128
Key Personnel: E. Howard Lund

M.A.C. Eng. & Mfg. Co. Inc.

15261 Transistor Ln.
Huntington Beach, CA 92649
(714) 891-5100, (800) 624-9942 Except
CA
FAX: (714) 892-6845

Key Personnel: Howard M. Allen-
baugh, Pres.; Fred F. Pannebakker,
Sales Mgr.; John Sobczak, Sales Coord.

MAG security products enable you to
repair and reinforce doors instead of
replacing them. You'll save money and
time, while improving door strength and
appearance. The Install-A-Lock mounts
the lockset and latch into one solid unit
which makes the door as strong as the
lock. Now UL Listed.

Magnum Mfg. Co.

P.O. Box 2082
Camp Verde, AZ 86322
(602) 567-6222
Key Personnel: William Nowman,
Owner

Magnum Mfg. Co. manufactures the
457 safe drill and accessories, Mister
Twister serrated carbide tip drill bits,
Diamatip diamond carbide cutter bits
and other tools for the safe and vault
trade.

Major Manufacturing

1825 Via Burton
Anaheim, CA 93806
(714) 991-4666, (213) 979-3402
Key Personnel: W.E. Forrest, Sr., Pres.;
Bill DeForrest, Jr., VP/GM; Linda DeFor-
rest, Controller

Major MetalFab Co.

370 Alice St.
Wheeling, IL 60090

(312) 537-7890
(800) 323-8181
Key Personnel: Rob Fosness, Dir.-Sales;
Peter VanVeen, Dir.-Mktg.

MMF Industries manufactures a full line
of key control products. Single tag and
two tag systems are available in
cabinet, drawer, key rack and key
board styles. Key capacities range from
10 to 715 keys. In addition, MMF manu-
factures coin and cash handling sup-
plies, signs and writing instruments.

Markar Products, Inc.

12715 Lewis Rd.
Akron, NY 14001
(716) 542-3001
FAX: (716) 542-9336
Key Personnel: Ladonna Bennett, Pres.-
Owner; Stanley R. Tatara, VP

Markar Products, Inc., manufacturers of
the patented reinforcing pivot, alumi-
num continuous hinges and fire-rated
steel and stainless steel continuous
hinges. Both pivots and continuous hinges
are used in contract, retrofit, hospital,
school and security applications.

Marks Hardware, Inc.

10 Commercial St.
Hicksville, NY 11801
(516) 938-5800
FAX: (516) 938-5808
Key Personnel: George Marks, Pres.;
Sheila Rosenberg, Nat'l. Sales Mgr.

Manufacturer of designer series deco-
rative mortise and tubular locksets, cylin-
drical locksets, commercial and resi-
dential mortise and tubular locksets,
deadlocks, gate locks, mortise locks for
ornamental iron doors.

Martin, Starchuk & Szostak

P.O. Box 3278, Postal Station C
Hamilton, Ontario, Canada
L8H 7L8
(416) 523-6722
Key Personnel: Wm. Starchuk, Co-
owner

We produce and distribute impressio-
ning tools which use replacable adhe-
sive foils.

Master Lock Co.

2600 N. 32 St.
Milwaukee, WI 53210
(414) 444-2800
FAX: (414) 444-0322
Key Personnel: George Villwock, Pres.;
Peter Jung, VP Sales/Mktg.

Master-keyed padlock systems. Rekey-
able lock systems. Reserved keyway
option. Wide selection of steel and brass
laminated locks, solid body locks, com-
bination locks, locker locks, Locksmith

padlock repinning and serving kits.
Complete line of Dexter locksets, dead-
bolts, entrance handles and door
hardware.

**Lloyd Matheson,
Inc./Lockwood**

P.O. Box "L"
Charlestown, NH 03603
(603) 826-5777
Key Personnel: Lloyd J. Matheson, Sr.,
Pres.; Alex Matheson, VP; David B.
Colburn, GM.

Lloyd Matheson, Inc./Lockwood is a
manufacturer of mortise locksets, lever
handle cylindrical locksets, removable
cores, Lockwood master key systems,
exit devices, tubular and mortise dead-
bolts, asylum locks and knob mortise
latch. The Lockwood tradition of fine
architectural hardware for over 100
years continues at Lloyd Matheson Inc.

**McGard, Inc.
Special Products Div.**

852 Kensington Ave.
Buffalo, NY 14215
Mike Reilly (Buffalo) (800) 669-6887
Larry Clement (Oklahoma City) (405)
949-1984
Tommy Luffel (Houston) (713) 578-2835

McGard, Inc., Special Products Division,
manufacturers of security fasteners. Cur-
rent applications include manhole cover,
hi-tech security screws and various pipe
and plug locks. Each piece is individu-
ally machined, then through-hardened
for strength and durability. The round,
tapered design makes them virtually
impossible to grip and remove without
the special key.

McGunn Safe Co.

6401 W. 65th Ave.
P.O. Box 388309
Chicago, IL 60638
(800) 621-2816
FAX: (312) 458-3323
Key Personnel: Patricia S. Johnson-
McGunn, Pres.; Edward T. McGunn,
CEO; Susan S. Delani, Dealer Sales
Rep.

McGunn Safe Company has been
building safes and vaults for over 50
years. We offer a wide range of fire safes
to computer media safes. Our Cash
Handler Safes with a drop slot or color
coded drop drawers eliminate the
excessive handling of cash during shift
changes and prevent access to the
internal safe once the money is de-
posited.

MDS, Inc.
1640 Central Ave.
St. Petersburg, FL 33706
(813) 894-3512
FAX: (813) 821-8347
Key Personnel: F. Paul Butler, Pres.;
Audrey Harris, Office Mgr.

Medical Diagnostic Services, Inc. is now celebrating its eleventh year in the security industry as manufacturers of the Focuscope™ modular borescope system, Probe Lite™ flexible inspection light, Magnascope™, otoscope-ophthalmoscope system and other

inexpensive diagnostic tools for the locksmith/ safeman.

Medeco Security Locks, Inc.
P.O. Box 3075
Salem, VA 24153
(703) 380-5000
FAX: (703) 380-5010
Key Personnel: Tim Layton, Pres.; Philip Willmott, VP-GM

Medeco Security Locks, Inc. manufactures high security locks and lock cylinders. The Biaxial lock design offers key control, masterkeying, pick and drill resistance, and is UL listed and pat-

ented. Medeco offers locks to a wide variety of industries, including institutions, residential, business, and OEM applications.

Meilink Safe Co.
6245 Industrial Pkwy.
Whitehouse, OH 43571
(419) 877-5352
Key Personnel: James Akers, Pres.

Supplier of complete line of home safes, record safes, data safes, money chests, insulated files and insulated vault doors. Prompt quotation and delivery on custom money chests.

Meister Atlanta Corp.
3673 Clairmont Rd.
Atlanta, GA 30341
(404) 451-9700
Key Personnel: Harry Detlefs, Pres.;
Renate Detlefs, Sec'y.
Heavy duty strike plates H1280 and
2000.

Merit Metal Products Corp.
242 Valley Rd.
Warrington, PA 18976
(215) 343-2500
FAX: (215) 343-4839
Key Personnel: Adam Stefanowicz,
Nat'l. Sales/Mktg. Mgr

We are manufacturers of brass replacement cylinders, mortise and rim. We also manufacture specialty locks such as gate locks and sliding or pocket door locks. Finally, we make a full line of solid brass decorative hardware for windows and doors including hinges, door stops, etc.

Metal Building Technologies
P.O. Box 10952, #108
Houston, TX 77292
(713) 683-6859
Key Personnel: Steve Ruiz, General
Mgr.; Irene Ruiz, Bookkeeping; Deneen
Harrison, Sales

MBT is the inventor of the Lockguard plate for aluminum store door fronts. It is easy to install and all hardware is included. Please call 713-683-6859 for brochure and price or order forms. Quantity price discounts are available for suppliers. Our plates come in black and gray color.

Metal Products Engineering, Inc.
3864 Santa Fe Ave.
Los Angeles, CA 90058
(800) 824-0222, (213) 581-8121 (CA)
Key Personnel: L.R. Luppen, Pres.
Manufacturer of MP Key Chests (Key
storage cabinets.) Item 3450-030, 30

medeco®
HIGH SECURITY LOCKS

***The market leader
in locking systems
for security, safety,
and control.***

[Click here for more information](#)

key capacity; Item 3450-040, 40 key capacity; Item 3450-060, 60 key capacity; Item 3450-080, 80 key capacity.

Micro Timer & Controls Inc.

2603 NE 17 Terrace
Gainesville, FL 32609

(904) 377-1946, (800) 438-1630

Key Personnel: Dan Hargrove, Sales Mgr.

Manufacture of time controllers. All timers work in the event of AC power failure. System Four timer used for access control, automatic arming of alarm systems, and control of door strikes or releases. Sav-A-Guard (R) is used to monitor security guards as their rounds are made. If a guard does not perform duties properly, a signal is sent to a central station.

H.E. Mitchell

118 S.E. 8th Ave.

Portland, OR 97214

(503) 236-9444

Key Personnel: R.L. Messing

MIWA Lock, Canada

Box 3708, Station "D"

Edmonton, Alberta T5L 4J7

(403) 453-5226

FAX: (403) 452-7551

Key Personnel: Gary J. Mozak, Sales Mgr.

MIWA's combined high-technology cylinder, with a full line of rugged hardware, are a proven combination of restricted key security with old-fashioned virtues such as durability, reliability, and quality manufacture. MIWA Lock products, using advanced technology like the EC cylinder, utilize coded magnetic fields. The EX cylinder is a unique hybrid that insures maximum security through the combination of both magnetic and pin cylinder construction.

MIWA Lock, USA

1911 E. Charleston Blvd.

Las Vegas, NV 89104-1942

(702) 382-9554

FAX: (702) 366-0909

Key Personnel: Will Schaff

MKI Industries

2532 Pratt Blvd.

Elk Grove, IL 60007

(708) 593-6080

FAX: (708) 593-6091

Key Personnel: Greg Kobelinski

Monarch Hardware & Mfg. Co.

752 Buckman St.

P.O. Box 548

Shepherdsville, KY 40165

(800) 826-5792, (502) 543-2281

FAX: (502) 543-3089

Key Personnel: W.G. Porte, Pres.; Ashley R. Rolfe, Group VP-Sales/Mktg.; Timothy C. Hutcherson, Nat'l. Sales Mgr.

A complete manufacturer of commercial grade exit devices in base materials of brass, bronze, aluminum and stainless steel. Shipped three weeks or less from receipt of order.

Mosler

1561 Grand Blvd.

Hamilton, OH 45012

(513) 867-4000

Key Personnel: A.M. Marzano, Pres.; J.C. Abbott, VP/GM, Phy. Security Div.; R. Nucaste, Prod. Mgr.

Mosler Inc., founded in 1867 and headquartered in Hamilton, Ohio, is a lead-

ing supplier of physical and electronic security systems, products and services to the financial, commercial and government marketplaces. Among its products are UL-listed vaults, vault doors, safe deposit boxes, record, money and data safes, and a complete line of electronic security monitoring, access control, closed circuit television, and drive-in banking systems.

MRL, Inc.

7640 Fullerton Rd.

Springfield, VA 22153

(703) 569-0195

Key Personnel: C.S. Moorefield, Chairman of the Board; Carlton Moorefield, Jr., Pres.

Continued on page 62



**To be a World Leader
You Need Quality
Products, Innovative
Technology and
Strong Partners.**

[Click here for more information](#)

MRL, Inc.

Continued from page 61

Manufacturer of quality electronic security and access control systems since 1969. Products include: Crypto Code stand-alone digital access control systems; Entrodyne DIAM 50-3 line supervising equipment; Sound Alert audio discriminator systems; R.F. transmitters and receivers; simulated cameras.

Mul-T-Bolt Corp.

54-45 44th St.
Maspeth, NY 11378
(800) 622-5625, (718) 392-9000
Key Personnel: Mark Berger, Nat'l. Sales Mgr.

A Division of Securitech Group, Inc., Mul-T-Bolt Corp. manufactures 100% American made 4-point door locking systems. Recently introduced the lock industry's first security exit device, the Series 8000 panic exit deadlock system, all bolt, no latch. Listed by UL.

Multi-Lock, Inc.

2027 Harpers Way
Torrance, CA 90501
(213) 320-6400

Mul-T-Lock Corp.

54-45 44th St.
Maspeth, NY 11378
(800) 622-LOCK, (718) 392-9000
Key Personnel: Mark Berger, Nat'l. Sales Mgr.

Manufacturer of multiple-point locking systems with standard keyways or Medeco cylinders, 100% made in U.S.A. UL listed. New model 4100 requires no special tools for 2 3/4" backset installation in hollow metal doors. Security locks for security professionals.

Murphy Hinge Co.

641 Center Ave.
Mamaroneck, NY 10543
(800) 645-7455, (914) 698-4811
Key Personnel: Ray Plunkett, Sales Mgr.

The original replacement hinge for aluminum store doors. Easy and fast installations, high profits.

Mutual Screw & Supply

68 W. Passaic St.
Rochelle Park, NJ 07662
(201) 845-5700, (800) 222-0324
Key Personnel: Herb Migdal, Pres.; Mark Warner, VP; Robert Garfinkel, Nat'l. Sales Mgr.

We are a full line distributor of packaged and bulk fasteners, nuts, bolts, screws, washers, etc. with particular emphasis on security screws, in steel and stainless steel.

National Cabinet Lock

200 Old Mill Rd.
P.O. Box 200
Mauldin, SC 29662
(803) 297-6655
Key Personnel: Dave Bowers, VP/GM; Don Bjork, Dir. Sales/Mktg.; Larry Roddy, Prod. Mgr.

Under the STOCK LOCKS trade name, National Cabinet Lock offers from its product line a selection of over 600 packaged stocking units for retail sales through locksmiths.

The National Hardware Network

9116 Gravelly Lake Dr. SW #105
Tacoma, WA 98449-0179
(206) 588-1872
Key Personnel: Donald Anderson

The National Locksmith

1533 Burgundy Pkwy.
Streamwood, IL 60107
(708) 837-2044
FAX: (708) 837-1210
Key Personnel: Marc Goldberg, Editor/Publisher; Tom Miodoch, Ad Sales Manager; Debbie Schertzing, Ad Sales

Publishers of the locksmith's favorite magazine, code books, and technical manuals.

National Security Safe Co.

P.O. Box 1431
Orem, UT 84059
(801) 226-0245
Key Personnel: Glen Nilson, Walt Crosby

Nel-Tech, Inc.

10831 SW Cascade Blvd.
Portland, OR 97223
(503) 620-8540,
(800) 547-6954 (Nat'l.)

Nel-Tech manufactures a line of durable control panels for residential and commercial sites. In addition, they provide interfacing programmable remote keypads, decoders, shunt switches and assorted accessories. Nel-Tech also designs custom keypads with various finishes and button colors.

The New England Door Closer, Inc.

694 Union St.
P.O. Box 28
West Springfield, MA 01090
(413) 733-7889
Key Personnel: R.E. Longley, Pres.

The New England Lock & Hardware Company, Inc.

P.O. Box 544
South Norwalk, CT 06856
(203) 866-9283
Key Personnel: John S. Hines, Pres.; Jan Brown, Sales/Mktg.

New England Lock & Hardware Company manufactures the SEGAL brand vertical deadbolt and offers a complete line of bronze or iron rim locks and latches, mortise deadbolts and a full complement of cylinders ranging from simple replacement cylinders to high-security, pick resistant cylinders. All products made in USA.

NKL Safe Co.

1111 Cavalier Blvd.
Chesapeake, VA 23323
(804) 485-0200, (800) 528-9900
FAX: (804) 485-0271
Key Personnel: Mike Smith, Pres.; Wanda Smith, GM

Manufacturer of commercial and residential burglar resistant safes and drive-thru window security bars. Providing a full line of money, wall, vehicle, in-floor and roll depository safes carefully designed to meet the needs of both a wide variety of businesses and the homeowner. Specialists in custom designed security products.

**Norton Door Controls
Scovill Security Prod. Div.**

P.O. Box 25288
Charlotte, NC 28212
(704) 283-2101
Key Personnel: R. Hasbrouck, Mktg. Mgr.; R. Colye, Mktg. Mgr.; G. McQuillan, Nat'l. Sales Mgr., Norton

Numberall Stamp & Tool Co. Inc.

P.O. Box 187
High Street
Sangerville, ME 04479
(207) 876-3541
FAX: (207) 876-3566
Key Personnel: Rick Pellerin, Sales Mgr.

Manufacturer of pet ID tag. Machine and other types of metal making equipment.

OEM Inc.

194 Daniel St.
Hackensack, NJ 07601
(201) 489-2184
Key Personnel: Westley Zion, Richard Septon

Ohio Traveling Bag Mfg. Co.

811 Prospect Ave.
Cleveland, OH 44115
(216) 621-5963

Omnia Industries, Inc.

P.O. Box 330
Cedar Grove, NJ 07009-0330
(201) 239-7272
Key Personnel: Alberto R. Comini, Pres.; Fred Marzullo, Prod. Mgr.; Barbara E. McGrath, Mktg. Mgr.; John L. Barwick, Sales Mgr.

Omnia manufactures solid brass builders' hardware since 1964. The company offers entry sets, interior latch sets, narrow stile mortise locks with trim, cremone bolts, surface bolts, door stops, door knockers, switch-plates, house numbers, cabinet hardware and bath accessories.

Pacific Security Products

307 S. Raymond Ave.
Alhambra, CA 91803
(800) 331-0785 or
(818) 570-4655
Key Personnel: Denise E. Ambrose, Pres.; John Stahl, VP

Manufacturer of fire safes, floor safes "C" and "B" rate chests, rotary hoppers and convenience store safes our specialty. Special quotes accepted.

S. Parker Hardware Mfg. Corp.

Parker Dr.
P.O. Box 9882
Englewood, NJ 07631
(201) 569-1600

PDQ Industries Inc.

208 E. Main St.
Brownstown, PA 17508
(717) 656-4281, (800) 441-9692
Key Personnel: Patrick Tell, VP-Sales; Richard Rubin, Dir.-Mktg.

Offer complete line of cylindrical, mortise and residential locks in most popular designs, finishes and 23 different keyways. Commercial products are UL listed and comply with ANSI. Keyways available include: Arrow, Corbin, Russwin, Schlage, Sargent, and Falcon. Masterkeyed jobs delivered within three weeks; most stock orders delivered within one week.

Peerless Sales Co.

1950 Hawthorne Ave.
Melrose Park, IL 60160
(312) 865-8870
Key Personnel: Walter Griffing, Pres.; Walter Snodell, VP Sales; Art Mraz, Sales Mgr.

Peerless manufactures the world's largest and most complete line of television, audio visual, video recorder and closed circuit television accessory products. The many products include security fasteners, security hardware,

stands, mounts, carts and brackets for the desk, wall and ceiling.

The Penetrator

7211 Windover Way
Titusville, FL 32780
(407) 267-0700
Key Personnel: Lew F. Noyes Jr. CML, Eleanor M. Noyes, Owners.

The Penetrator is a safe drill-rig. Its features are lightweight, controlled drilling and a thrust bearing which relieves all pressure from your drill motor. Price has remained the same since 1985. Individual hand finished and made in the USA.

Perma Vault/Bonafide Factory Prod.

P.O. Box 473
Huntingdon Valley, PA 19006
(215) 364-0330
Key Personnel: Marvin Sobel, Pres.; Irving L. Plaksin, Exec. VP.

Perma Vault cash protection units, in room safe deposit boxes, in wall safes, hopper safes.

The Peterzell Co.

P.O. Box 521357
Longwood, FL 32752-1357
(407) 830-1171
Key Personnel: Victor Peterzell, Pres.; Betty Eichelberger, Office Mgr.; Abe Peterzell, Sec'y.

Personal protection devices, battery operated door and window alarms, key accessories, door viewers and door knocker viewers, door annunciators, low cost home burglar alarm systems.

Phoenix Industries Inc.

P.O. Box 38
Linwood, KS 66052
(913) 723-3203
FAX: (913) 723-3507
Key Personnel: Jeff Coatney

Since 1979, Phoenix Industries has specialized in the manufacture of a constantly expanding line of high quality security bars.

Precision Products, Inc.

P.O. Box 4441
Lexington, KY 40544
(606) 233-1570, (606) 255-7774
FAX: (606) 231-8412
Key Personnel: James L. Taylor, Pres.; Michael Miller, Dir.-Mktg./Sales

Manufacturer of TRI.

Preso-Matic Lock Co., Inc.

3048 Industrial 33rd St.
Fort Pierce, FL 34046-8694
(407) 465-7400

FAX: (407) 461-1050
Key Personnel: Albert C. Sanowskis, Pres.; Mary Ann Sanowskis, Sec'y./Treas.

Preso-Matic pushbutton combination door locks are mechanically operated. Four digit combination locks have 10,000 possible combinations; seven digit locks have 10,000,000. PM locks can be mastered with six digit masters. Double combination locks operate by combination on both sides of lock. New narrow style lock for narrow style glass doors.

Presto Lock, Inc.

100 Outwater Lane
Garfield, NJ 07026
(201) 340-1007
Key Personnel: J. Orabona, Pres.; Carl Mann, VP Sales.

Combination locks and deadbolts. All are resettable without the need for a coin or special tool. Changable cylinder padlock with interchangeable shackles.

Programmed Marketing, Inc.

260 West Ave.
Stamford, CT 06902
(203) 353-1200
FAX: (203) 348-3473
Key Personnel: Nick Ohnell; Ted Grejtak; Nick Toscano

Hudson Lock.

Pro-Lok

2760 S. Harbor Suite H
Santa Ana, CA 92704
(714) 641-1249
Key Personnel: Adam Weinraub

Racal-Chubb/PGI

P.O. Box 1505
Palm Harbor, FL 34682
(813) 785-0642
FAX: (813) 784-9279
Key Personnel: James R. Ringold, Pres.

Racal-Chubb is a full line supplier of UL listed products including class 2 Insta-vaults®, Class 1, 2, and 3 vault doors, TL-15, TL-30, TRTL-30 and TRTL-30X6 safes. Also available are night depositories, safe deposit boxes, and access control systems.

Ram Corp.

8306 Wilshire Blvd. #10
Beverly Hills, CA 90211
(213) 559-1988
FAX: (213) 559-7021
Key Personnel: S. Balgobin, Owner; Sam Scott, Mgr.; M. Kaplan, Sales Mgr.

New security alarm—detects motion through solid objects such as walls without using an outside sensor. When activated, emits loud barks just like a real dog. Automatically turns itself on and off. Sold off the shelf. Requires no installation. Two models available. One model works with a two year battery; the other 110 volt battery.

R & D Tool Co.

7705 R.C. Gorman Ave. N.E.
Albuquerque, NM 87122-2738
(505) 828-2664

Key Personnel: Douglas W. Joosten, RL, Pres.; Ruth Joosten, Sec'y./Treas.

We have been in business a number of years manufacturing and selling the GM pickset. It will pick and decode all GM side-bar locks. We now have a patent on the pickset.

Reading Body Works, Inc.

Hancock Blvd. & Gerry Street
Reading, PA 19610
(215) 775-3301, (800) 352-2206 (In PA), (800)-458-2226 (Outside PA)
Key Personnel: Jack O'Donnell, VP-Sales

Manufacturer of service bodies, stake and platform bodies, crane and aerial bodies, enclosed and walk-thru bodies,

pickup caps, pickup and van accessories. Available in corrosion-resistant A-60 galvanized steel or weight-saving aluminum. Exclusive Lectro Life priming system. Three and five year limited warranties. Distribution network throughout US.

Redi-Line Generators

4301 Kishwaukee St.
Rockford, IL 61109
(815) 226-3030
Key Personnel: Michael B. Mungor, Product Mgr.

Rixson-Firemark, Inc.

9100 W. Belmont Ave.
Franklin Park, IL 60131
(312) 671-5670
Key Personnel: Carol Houk, AHC-VP Mktg.

Rofu International Corp.

3725 Old Conejo Rd.
Newbury Park, CA 91320
(805) 499-0316
FAX: (805) 499-3154
Key Personnel: Len Guyt, VP

Rofu International Corporation stocks for immediate delivery a wide selection of electric strikes, high security electric strikes, electromagnetic locks, switches,

lockshields, keyless access control systems and installation hardware.

Roton Corporation

1115 N. Ellsworth
Villa Park, IL 60181
(312) 941-0900
Key Personnel: Austin R. Baer, Pres.

Roton Corporation manufactures patented, continuous gear hinges which are applied to the full height of door and frame. Made of extruded aluminum alloy, Roton hinges are used in contract, retrofit, school, hospital and security applications for high-frequency doors with weights up to 1000 lbs. supported on shock absorbent, molded bearings.

Rytan, Inc.

2908 Oregon Ct., I-5
Torrance, CA 90503
(213) 775-8007, (800) 841-3919 (CA),
(800) 44RYTAN (Nat'l.)
FAX: (213) 212-6002
Key Personnel: Mike Sopko, Pres.; Carol Silbaugh, Mktg.; "Bo" Bowditch, Sales Mgr.

Key machine manufacturer; lock picks, hand tools, etc. Keymaster code machine with interchangeable kits.



***ASP - Your Auto Service
Center for the World***

[Click here for more information](#)

Sandstrom Products Co.

224 Main Street (Ship)
P.O. Box 547 (Mail)
Port Byron, IL 61275
(309) 523-2121, (800) 747-1084
FAX: (309) 523-3912

Key Personnel: James P. Sandstrom,
Pres.; Rick J. Hartssock, V.P. of Mktg.; Pat
Morthland, Lubricant Division Mgr.

Sandstrom Poxylube® lubricants are low
friction, lacquer-like products contain-
ing fluorocarbon, molybdenum disulfide
and/or graphite pigments. They are
designed to prevent corrosion, galling,
seizing and fretting.

Sargent & Greenleaf, Inc.

One Security Drive
Nicholasville, KY 40356
(606) 885-9411
FAX: (606) 885-3063

Key Personnel: Gary D. Kepler, Sales-
Mktg. Svc.; Ned R. Urschel, VP-Sales;
Gary R. Murphree, VP-Gov. Business
Dev.

Sargent & Greenleaf manufactures
Group I 6730 R-Locks and Group II
manipulation proof combination locks,
vault locks, high security key and com-
bination padlocks which meet military

and government specifications. Addi-
tional products: environmental pad-
locks, safe deposit locks, safe handles,
dials and rings, access control,
mechanical and electronic time locks,
and time delay locks.

Sargent Manufacturing Co.

100 Sargent Dr.
New Haven, CT 06511
(203) 562-2151
FAX: (203) 776-5992

Sargent offers a variety of door hard-
ware to the locksmith including mortise
and bored locks, auxiliary locks, door
closers and exit devices.

Schlage Lock

2401 Bayshore Blvd.
San Francisco, CA 94134
(415) 467-1100
FAX: (415) 330-5530

Key Personnel: Patrick Murphy, Rob
Guzikowski, Ernie Ware

Schlage Lock offers a full line of afford-
able security products including: dead-
bolts, door locks, electronic security sys-
tems, the new Key-n-Keyless electronic
entry lock and deadbolt and Primus, our
new high security cylinder.

Schwab Safe Co., Inc.

3000 Main St.
Lafayette, IN 47903-5085
(317) 447-9470

Key Personnel: Peter Neisel, Pres.;
Charles Marquardt, VP
Sales/Mktg.

Schwab manufactures a complete line
of UL rated fire resistant insulated safes,
files and vault doors. These products are
designed to protect paper, microforms,
and magnetic media from loss during a
fire. All Schwab products feature cus-
tomized interiors designed to meet the
user's special storage and protection
requirements.

Scosche

5160 Gabbert Rd.
Moorepark, CA 93021
(805) 523-0687
FAX: (805) 523-0761

Scotsman Security Products Inc.

P.O. Box 1250
Pine Grove, CA 95665
(209) 296-7777, (800) 321-GARD

Continued on page 68

NATIONAL

AUTO LOCK SERVICE, INC.

**National Auto Lock Service, Inc. offers a wide
range of equipment and services for the
Automotive Locksmith. From tools and hard to
find key blanks to transponder
programming, we can take the mystery out of car
service. We accept credit card orders, and can ship
COD. Contact us for the latest in
automotive technology.**

www.laserkey.com



Make Sargent &
Greenleaf's
Comptronic Locks
your choice for
electronic safe
locking solutions.

[Click here for more information](#)

Scotsman Security

Continued from page 66

Key Personnel: Robert R. Irmer, Pres./ Sales Mgr.; Elmagene Irmer, Sec-Treas/Mktg. Mgr.; William R. Irmer, VP/Mfg. Mgr.; Maria Irmer, VP/AP Mgr.

For 19 years, Scotsman has been developing and manufacturing with pride the highest quality products for the locksmith and builders hardware industries. Choice of tubular key machines: 747E, 747X and 747XU. Full line of narrow-stile aluminum store front high security protection: DorGard I, DorGard II, DorGard III, DorGard IV, DorGard V. New product: protective cylinder ring, Cylgard.

Sealeze Corp.

8013 Whitebark Terrace
Richmond, VA 23237

(800) 446-7325

FAX: (804) 743-0051

Key Personnel: Jonathan Pelly-Fry, Executive VP; Deborah New Lowry, VP, Finance; Helen Lewis, VP, Sales

As the originator of brush seal technology, Sealeze Corp. carries a full line of gasketing and thresholds to complement any door package. Sealeze also manufactures high-quality seals for commercial and residential applications.

Seco-Larm

17811 Sky Park Circle Ste. D & E
Irvine, CA 92714

(714) 261-2999

FAX: (714) 261-7326

Secur-A-Door Lock

Door Lock Co., Inc.

P.O. Box 881

Smithtown, NY 11787

(800) 233-5625

Key Personnel: Pete Norden

A permanently affixed locking device for steel buck doors.

Secura Key

19749 Bahama Street

Northridge, CA 91324

(818) 882-0020

Key Personnel: Frank Simon, Sales Mgr.; Martin S. Casden, VP

Secura Key is a manufacturer of card and keyboard access control systems. Products range from simple stand-alone units to complete systems. The Entra-comp series features the patented Touch Card slotless card reader. Touch Card readers are weather and tamper resistant. Custom printed cards and badges, as well as other accessories, are available.

Secure-It-Inc.

18 Maple Court
East Longmeadow, MA 01028
(413) 525-7039, (800) 451-7592

Manufacturer of the Kablit™ antitheft security device for physical security of computers and other office machines, usually attaches to your equipment without drilling or gluing. Sells for \$49.95. Catalog available.

Securitech Group Inc.

54-45 44th St.
Maspeth, NY 11378
(800) 622-LOCK, (718) 392-9000

Key Personnel: Mark Berger, Nat'l. Sales Mgr.; Mark Berger, Nat'l. Sales Mgr.; Christine Johannes, Customer Svc.

100% American manufacturer of locksmith-only high security deadbolts, automatic and multiple point locking systems. Featuring Double-Throw 2-inch deadbolt top rated by consumer reports and the new 1derbolt, 1½" throw deadlock. New panic exit deadlock system is the first 4 deadbolt UL listed exit device. Security locks for security professionals.

Securitron

1815 W. 205th St. Ste. 103
Torrance, CA 90501
(213) 618-0204

FAX: (213) 618-0144

Key Personnel: Bob Cook, Pres.; Vince Frallicciardi, VP; Scott Baker Nat'l. Sales Mgr.; Fred Barton, Advertising and Public Relations

Manufacturers of the Magnalock, the rust proof magnetic lock with the stainless steel case; the DK-20+ digital keypad, weatherproof with the versatility to interface with any electric lock; the revolutionary Touch-Sense Bar exit device; power supplies; electric key switch panels; timers; and custom control systems.

Security Door Controls

31280 La Baya Dr.
Westlake Village, CA 91360
(818) 889-1622

FAX: (818) 889-0281

Key Personnel: Dave Geringer, VP Sales; Rick Geringer, VP Tech. Svc.; Gary Thornberg, Cust. Svc.

For 16 years SDC has been manufacturing electric locks for the locksmith industry. Included in the SDC product line are electromagnetic locks, electric bolt locks, electric strikes, power supplies with battery back-up capabilities and a full line of switch control accessories.



HPC, Inc. Designing Excellence and Manufacturing Quality since 1956

[Click here for more information](#)

Security Latch

14055 Burchett
Plainwell, MI 49080
(800) 633-6622

Key Personnel: Robert Vanderboegh

Security Latch is used to add extra security to doors and exits equipped with panic exit devices.

Sensalight Corp.

4750 Cromwell
Memphis, TN 38118
(901) 363-1308

Key Personnel: Stephen G. Olita, Pres.

Sensalight Corporation manufactures "Sensalight" an ultrasonic light switch to help improve home security. The device takes the place of the existing on-off porch light switch and provides one minute of lighted entry when activated by the jingling of keys. No ambient sounds activate the device, only keys from 40 feet.

Sentrol Inc.

10831 SW Cascade Blvd.
Portland, OR 97223
(503) 620-8540 (800) 547-2556, (800) 253-5600 (Canada)

Sentry Door Lock Guards

P.O. Box 326
Danla, FL 33004
(305) 922-1604

Key Personnel: Michael W. Dorn, Pres.; E. Diana Dorn, Sec'y./Treas.

Trade names: Flin-Pin, Gard-Z-Em, Stop Thief, Interlock, K-Man, make-door guards for in and outswing doors, sliding door locks, hinge pins, door viewers.

Sentry Group

900 Linden Ave.
Rochester, NY 14625
(716) 381-4900, (800) 828-1438 (out of NYS),
(800) 462-6463 (in NYS)
FAX: (716) 381-8559

Key Personnel: Jack Brush, Chmn.; Dick Brush, Pres.; Doug Brush, Exec. VP.

Sentry Group manufactures a complete line of Sentry Supreme security products and UL rated fire safes for office and home use. Sentry Professional Quality safes come in a variety of sizes for various protection needs. Sentry Professional Quality offers a 5-year warranty and a lifetime after fire replacement guarantee on all fire safe models.

Serpico Inc.

5365 Enterprise Blvd.
Bethal Park, PA 15102
(412) 854-0808, (800) 854-1314
FAX: (412) 854-5305

Key Personnel: Gil Harris

Serr-Edge Machine Co., Inc.

4471 W. 160th St.
Cleveland, OH 44135
(800) 443-8097, (216) 267-6333
Key Personnel: Linda Ribar
Oakley, Office Mgr.

Serr-Edge, the manufacturer of the Easi-sharp Scissor Sharpener since 1940, believes that locksmiths can earn additional profits and add customers by having a scissor sharpening service. Since it only takes a minute to sharpen a pair of shears, the shop operator can also earn a good profit.

Sieveling Products Co.

P.O. Box 4287
Rockford, IL 61110
(815) 874-4030
Key Personnel: Bob Sieveling,
Owner; Jane Sieveling, Mgr.

Manufacturers of Squeeze-Play™, Clamp-King™, Door Core™, E-Z Pull. Locksmithing tools for the professional locksmith.

Silca Key Services, Inc.

9049 Dutton Drive
Twinsburg, Ohio 44087
(216) 487-5454
FAX: (216) 487-5459
Key Personnel: Barney Goldberg, VP-Sales; David Powell, GM

Silca keys and key duplicating machines featuring nickel plated brass keys, rubber headed keys and high security keys are now available directly from our facility in the US.

Silent Knight Security Systems

1700 Freeway Blvd. No.
Minneapolis, MN 55430
(612) 827-2681

Manufacturer of Squire Residential System.

Simplex Access Control

Front & Main Sts.
Collinsville, CT 06022
(203) 693-8391
P.O. Box 4114
2941 Indiana Ave.
Winston-Salem, NC 27115-4114
(919) 725-1331
FAX: (919) 725-3269

Key Personnel: Dave Creedon,
Pres.; Tom Nazziola, Sales Mgr.

Pushbutton combination locking devices with easily changable codes and completely mechanical in operation for various door cabinet and access control applications.

Slide Lock Tool Co.

P.O. Box 386
Louisville, TN 37777
Key Personnel: Elaine Selby, Owner;
Douglas Selby,
Sales Mgr.; Lorraine Selby,
Wholesale Mgr.

A lockout tool designed to unlock all "20" GM models equipped with the horizontal slide-lock systems.

SLS America

1212 Wood Street
Philadelphia, PA 19107
(215) 564-0272
FAX: (215) 564-0276
Key Personnel: Bruce Dearnley, Pres.

We are a North American manufacturer of very high quality safes and hold Underwriter Laboratory ratings for TL30, TRTL 15x6 and TRTL 30x6. Our product line also includes Porta Vaults manufactured from UL rated modular vault panels and vault doors.

Southern State Technology

P.O. Box 5739
Hollywood, FL 33083-5739
(305) 989-7735
Key Personnel: Don Barraclough

Stanley Hardware

195 Lake Street
New Britain, CT 06050
(203) 225-5111
FAX: (203) 225-1322
Key Personnel: David Loughran, Mktg.;
James A. Stevens, VP-Sales

The nation's oldest hinge manufacturer.

Star Key & Lock Mfg. Co., Inc.

1274 Flushing Ave.
Brooklyn, NY 11237
(718) 821-8300
Key Personnel: Herbert G. Stein, Pres.;
Lorraine G. Stein, Exhibit
Director; Harry Stein, Sec'y./Treas.

Star Key is proud to announce a new, revised edition of the company's popular Key Blank Comparative List, including all of the "Latest Star Additions" to date with the conversion numbers for Iico, National/Curtis, Taylor and Make of Lock.

Steck Manufacturing Co., Inc.

1115 South Broadway
Dayton, FL 45408
(513) 222-0062, (800) 227-8325
Key Personnel: Ray Steck

Steck manufactures a complete set of car door unlocking tools as well as tools to remove car door handles and door trim panels.

Steelman/JS Products, Inc.

Centerpoint Business Park
4059 Industrial Road
Las Vegas, NV 89103
(800) 255-7011

Key Personnel: Jeffrey J. Marshall,
VP-Sales

Steelman/JS Products, Inc. manufactures and distributes various products for the professional under its brand name Steelman™. The products include Bend-A-Light, (high intensity flexible light tools); Brighteyes Headlights, (used for night impressing work, a flashlight when both hands are needed); and a new product, Inspector, a lighted adjustable inspection mirror.

Streamlight, Inc.

1030 W. Germantown Pike
Norristown, PA 19403
(215) 631-0600, (800) 523-7488

Key Personnel: Ray Sharrah, Sr. VP; Lori Hare, VP-Sales

Manufacturer of high tech aluminum and thermoplastic flashlights and lanterns. AA aluminum flashlight with push button tailcap. Transformable flashlight-headlamp converts instantly from conventional flashlight to hands-free headlamp. Adjustable beam tilts for task targeting.

Strong Arm Security, Inc.

2228 Kenny Way
So. San Francisco, CA 94080
(414) 952-7710

Key Personnel: R. Volosing,
Pres.; Z. Volosing, Rec. Sec.

Hardplate drilling equipment for opening safes. The razor sharp Strong Arm drill bits are custom ground on a diamond wheel, come in 7 sizes and are economically priced. The Strong Arm drill rig is a versatile and time proven unit utilizing the Bosch Hornet drillmotor. The rig is compact.

Superior Lock, Inc.

35056 Cordelia Ave.
Mt. Clemens, MI 48043
(313) 790-1820
FAX: (313) 469-3256

Key Personnel: Robert A. Clevio,
Pres.

Since 1969, Superior Lock, Inc. has manufactured Mortise, rim, dummy and thumb turn cylinders to supply the O.E.M., builders' hardware, and locksmith distributor industry. Superior Lock, Inc. cylinders are machined from solid bar brass, precision drilled key cuts and pin spacing interchange with original systems. Manufactured in the USA.

Superior Security Mfg. Inc.

6301 St. Louis Ave.
St. Louis, MO 63121
(314) 382-0000

Key Personnel: Harry Hicks

Supra Products, Inc.

P.O. Box 3167
2611 Pringle Rd. SE
Salem, OR 97302
(800) 547-0252
FAX: (503) 364-1285

Key Personnel: Larry Springgate, Area
Mgr.; Jim Young, Mktg. Mgr.; Mark
Nevstel, Mktg. Rep.

Manufacturer of KeySafes for home and industry. Combination style lockboxes eliminate the need to carry keys. Mortise and cam lock style lockboxes can be integrated into existing master key systems. Also available, Lost Key Service provides for the return of your lost keys. Products are available through wholesale distribution.

Tamperproof Screw Co., Inc.

30 Laurel St.
Hicksville, NY 11801
(516) 931-1616
FAX: (516) 931-1674

Key Personnel: Alaina Picitelli,
Pres.; Lewis Friedman, VP; George
Friedman, Sales Mgr.

Major
MANUFACTURING, INC.

Installation Tools

The Professionals Choice

[Click here for more information](#)

Tamperproof Screw

Continued from page 74

Tamperproof offers a complete line of corrosion-resistant security screws designed to prevent vandalism and thefts, yet allows easy access to authorized personnel with the matching tools. These screws are virtually impossible to remove without the special matching screwdrivers.

Tank Security Inc.

P.O. Box 297
Mt. Kisco, NY 10549
(914) 241-1187
Key Personnel: John S. Ransom, Pres.; Robert A. Ransom, VP

Tank Security Inc. is a manufacturer and distributor of specialty safes and other specialty security systems. Major emphasis is on the Tank time delay cash safe line. Markets worldwide through dealer and distributor network. Information on all products is available from the company and dealer inquiries are invited.

Tech Manufacturing

P.O. Box 88
Rockford, MN 55373
(612) 477-5270
Key Personnel: Jerry Mattson, Pres.

Tech Manufacturing's combination cam lock can easily convert keyed cabinetry to combination security by directly replacing a standard 3/4" diameter eyed cam lock. It is available in a rack-mountable sealed plastic display bag. The locks are available in three lengths: 5/8" (K2001-5/8"), (K3001-3/4"), and 1-1/4" (K4001-1-1/4").

Telkee Inc.

Route 452
Glen Riddle, PA 19037
(215) 459-1100
Key Personnel: Anthony A. Salamone, Pres.; Peter M. Lindley, VP-Sales/Mktg.

Telkee is one of the oldest and largest manufacturers of dual tag key control systems. Telkee systems feature a three way visible cross index system to identify keys alphabetically, by hook number, or key number. Systems are available to hold 20 to 2200 keys.

Thug Bug of Connecticut, Inc.

P.O. Box 1062
205 Nutmeg Rd., South
South Windsor, CT 06074
(203) 282-9220, (800) 666-6106
FAX: (203) 291-9548
Key Personnel: David Zingle, Pres.; Susan Zingle, VP/Secretary; James Morrow, Technical Manager

The Thug Bug 3700 remote is a two button three-channel remote which includes starter interrupt, light flashing, valet, status LED, two transmitters, 120 DB siren, and shock sensor. Transmitter range is up to 150'. All Thug Bug remotes carry a limited lifetime warranty.

Tice Industries

2219 N. Vancouver Ave.
Portland, OR 97227
(503) 284-0122
Key Personnel: John Tice, Nancy Tice

Timtronics Technology

P.O. Box 9692
Canoga Park, CA 91309
(818) 718-0621
FAX: (818) 718-6741
Key Personnel: Lesa Conemac, Sales Mgr.

Timtronics Technology, manufacturer of the "Knightstick" and "Wedge Alert" alarm systems. The "Knightstick" secures sliding doors and sliding windows. The "Wedge Alert" secures inward opening doors. Both units emit a piercing 85 db audible alarm. These units are battery operated and portable, for home or travel, etc.

Trans-Atlantic Co.

440 Fairmount Ave.
Philadelphia, PA 19122
(215) 629-0400
(201) 316-9444
Key Personnel: Alan Paul Romanowicz, N.A. Millman

Transcience

179 Lud
Stamford, CT 06092
(203) 327-7810, (800) 243-3494
Key Personnel: Donald Bosak

Treskat

1694 Montauk Hwy.
Mastic, NY 11950
(800) 645-5657, (516) 399-5656
Key Personnel: Ray Nazzaro, Pres.

Manufacturers and distributors of software, video tapes, masterkey sets, and tools for the locksmith and security industry. Trade names: Perfect Master III, Keytrax, Code Buster, Perfect Inventory, Perfect Key Cross II, Perfect Pal, Popalok, Sidebar Masterkeys, Kwiky.

Trine Products Corp.

1430 Ferris Pl.
Bronx, NY 10461
(212) 829-4796
FAX: (212) 792-9127
Key Personnel: Gary Paley, Mktg. Mgr.; Tim Harding, Sales; Michael Cahill, Mktg. Media Mgr.

Electric strikes, pushbuttons, transformers, magnetic doorholders, chimes, switching mats, bells, buzzers.

Tru-Hone Corp.

1721 N.E. 19th Ave.
Ocala, FL 32670
(904) 622-1213
Key Personnel: James H. Gongelhoff

U.S. Lock Corp.

77 Rodeo Drive
Edgewood, NY 11717
(800) 525-5000
Key Personnel: Jim Ellis, Pres.; Dwight Boyer, Sec'y./Treas.

U.S. Lock manufactures a complete line of security and architectural hardware especially for locksmiths. The line features everything from padlocks to panic devices and is distributed through U.S. Lock Security Centers, a nationwide network of U.S. Lock authorized dealers.

Ultra Hardware Products

9246 Commerce Hwy.
Pennsauken, NJ 08110
(800) 426-6379
FAX: (609) 663-1743
Key Personnel: Herb Breggar; Jill Donaldson; Mike Freilich

U.S. Security Safe Corp.

3015 Dolores St.
Los Angeles, CA 90065
(818) 242-3156
Key Personnel: Phillip Alfeld, Pres.; Larry McCall, VP Mktg./Sales

High quality, low cost, fast delivery, dealers only, no direct sales. Complete line of floor safes, TL-15, TL-30, C rate burglary. Custom safes. U.S. Security dealers sell safes. Also hopper safes and depository slot safes.

Valentine Lock Products

175 Valentine Lane, Box 111
Yonkers, NY 10705
(914) 964-8877
Key Personnel: James R. O'Gara, Jr., C.E.O.

This young and energetic company provides field-tested, patented security products and tools to the residential, automotive and commercial locksmith. In-plant facilities range from prototype design to finished packaged products in wire or strip metal. Products include: The Problem Solver™, Handle-It™, Security-Edge™, Pic-A-Dilly™, Security Blank-It™, and Cam Power™. Manufacturing, packaging, marketing, advertising, and sales through wholesale worldwide distributors.

Valli & Colombo (USA) Inc.

P.O. Box 245
Duarte, CA 91010
(818) 359-2569
Key Personnel: Marinella Formenti,
VP/GM

Manufacturer of Valli & Colombo, Forges
& Fusital.

Vehicle Security Electronics, Inc.

21540-F Prairie St.
Chatsworth, CA 91311
(818) 700-7900, (800) 932-9999

Video Visions

161 Del Vale Ave.
San Francisco, CA 94127
(415) 681-9795, (415) 495-7217
Key Personnel: Steve Hess

Vigilante Burglar Bars, Inc.

35 Country Ridge Dr. N.
Port Chester, NY 10573
(212) 328-3700
FAX: (212) 893-7168
Key Personnel: Larry Kaufman, Sales
Mgr.

Manufacturers of the Vigilante Burglar
Bars as well as a complete line of innov-
ative steel security products. Sold exclu-
sively through locksmith distributors, it is
the strongest and most versatile security
line available.

Von Duprin, Inc.

2720 Tobey Dr.
Indianapolis, IN 46219
(317) 897-9944

Von Duprin is a manufacturer of door
exit hardware and electrical security
products and systems for over 75 years.

WD-40 Co.

P.O. Box 80607
San Diego, CA 92138
(619) 275-1400

Weiser Lock

5555 McFadden Ave.
Huntington Beach, CA 92649
(714) 898-0811, (714) 891-0384

Weslock

13344 So. Main St.
Los Angeles, CA 90061
(213) 327-2770
Key Personnel: Jim Locke, Mktg. Dir.;
Ray Fondran, Reg. Mgr.;
Wayne Durham, Reg. Mgr.

Weslock full line of residential lock sets
deadbolts and entry handles.

Winkhaus Corp.

P.O. Box 2456
Glenview, IL 60025
(312) 998-1460

Wilson Safe Co.

3031 Island Ave.
Philadelphia, PA 19153
(215) 492-7100, (800) 345-8053
FAX: (215) 492-7104
Key Personnel: Dick Wilson, Pres.; Ray
Wilson, VP; Margie Wilson

Wilson Safe imports and distributes a full
line of fire and burglary resistive safes.
The Diplomat fire safes are tested at
1800 degrees F and come in 16 model
sizes. The Reliance safes combine fire
protection with solid steel construction.
Each Reliance safe combines a ½" steel
door with a ¼" steel body which is
encased.

Windsor Industries, Inc.

86 Elinor Ave.
Akron, OH 44305
(216) 733-2266
(800) 678-2552
FAX: (216) 733-3103
Key Personnel: E.L. Gibitz, Pres.; John
Beck, VP/General Mgr.; Carolyn
Campbell, Office Mgr.

Windsor has exclusively designed a
product for storing key blanks in mobile
units. A 23½" x 25" lightweight steel loc-
board has specific hooks that not only
lock in place, but also prevent key
blanks from falling off. Starter set avail-
able. \$24.95. Wind- sor's other fine stor-
age products enable any handyman or
mechanic to organize their work areas
economically and efficiently.

Winner International

32 W. State St.
Sharon, PA 16146
(412) 981-1152
Key Personnel: James Winner, Pres.
and CEO; Bryn Dorracott, Senior Assoc.;
Stan Winner, Senior Assoc.; Karren
Winner, VP

"The Club" is an anti-theft device that
comes in two versions, one for auto-
mobiles and one for trucks. It works as a
slide and lock brace that locks onto
and across your steering wheel. Once its
locked in place, the extension end
makes it impossible to turn the steering
wheel. When attempting to turn the
steering wheel, the end is stopped by
anything immovable; the windshield,
the door post, or the seat.

Woodward Mfg. & Sales Co. Inc.

P.O. Box 217
Oostburg, WI 53070
(414) 564-2323, (800) 558-3536
FAX: (414) 467-8428
Key Personnel: Elmer Hazen, Pres.;
Larry Market, VP; Sue Bosch, Dir.-Sales

Lectro Truck, a battery powered hand
truck. One man moves loads up to 600
lbs and more. Maneuvers load with
pushbutton ease up and down steps,
on and off trucks, semis, vans, loading
docks, around corners, over landings,
bulkheads. Strong steel construction
moves with greater safety 1500 lb. loads.

Yale Security Division Scovill, Inc.

P.O. Box 25288
Charlotte, NC 28229-8010
(704) 283-2101

Young Bros. Stamp Works

P.O. Box 75
Muscatine, IA 52761
(800) 553-8248
Key Personnel: Jim Young, Pres.
Young Bros. Stamp Works has manufac-
tured steel letter and figure hand
stamps since 1904. Young Bros. also has
brass stencils and steel type and holders
in stock.

Z-Lock Mfg. Co.

1201 N. Catalina Ave., Box 949
Redondo Beach, CA 90277
(213) 372-4842
Key Personnel: J.S. Derman Pres.; M.
Curran, Operations; C. O'Brien, Sales
Computer disk drive, car radio cassette,
video cassette recorder, Nissan t-top
and hardbody tailgate, Corvette hood
latch, pickup spare fire and Diesel truck
fuel cap locks. Also imported tubular
cam or cylinder locks. Licensing rights
available.



*It's not safe
unless it's
Schwab Safe.*

[Click here for more information](#)

Distributors

A-1 Auto Lock Distributors, Inc.

453 E. Girard Ave.
Philadelphia, PA 19125
(800) ALL-LOCK (Nat'l.)
(800) 3-BRIGGS (PA)
(215) 739-2808 (Local)

A.A. Security Supply Dist.

85 Alpha Park Drive
Cleveland, OH 44143
(216) 442-0560
Key Personnel: Sander Davis, Pres.

A.A. Security is a distributor of the finest, high security lock equipment including Falcon, Star, Lori, Wilson, Dominion, Adams Rite, Rofu, LCN, Detex, Alarm Lock, and proud to be a distributor of the new, high security Mul-T-Lock. A.A. Security gives the security you need.

A. Adam Locksmith

432 N. Tustin
Orange, CA 92667
(714) 633-6520
Key Personnel: Joseph J. Adamo, Owner/Pres.

Accredited Lock Supply Co.

1161 Paterson Plank Rd.
Secaucus, NJ 07094
(201) 865-5015.
(800) 652-2835 (NJ),
(800) 772-3692 (Nat'l.)
FAX: (201) 865-5031
Key Personnel: Ronald Weaver,
Pres.; Richard Chakov, Nat'l. Sales
Mgr.

Ace Lock, Inc.

5964 Baum Square
Pittsburgh, PA 15206
(412) 363-3328
Key Personnel: Sandra Hunter,
Pres.; Jim Matthews, VP; Jim Jewell,
Sec'y./Treas.

Distributors of Adams Rite, Arrow, Card-key, Folger Adam, Medeco, and others. Sales and service for commercial, industrial, prison facilities. Specializing in high security and card access.

Ace Locksmith Co.

53 Brown Ave.
Springfield, NJ 07081
(201) 467-3820, (800) 524-1224
FAX: (201) 376-5380
Key Personnel: Morris Goldstein,
Pres.; Dan Goldstein, VP; Robin
Cherkes, Sales Mgr.

Full line of locks, locksmith supplies, electronic locking devices, card access systems, electric openers, panic devices.

Acme Security Systems

1922 Republic Ave.
San Leandro, CA 94577
(415) 483-6584
(800) 343-2263
FAX: (415) 483-8123

Acme-Southwest Lock Supplies, Inc.

8958 Kirby Dr.
Houston, TX 77054
(An LSDA Company)
Local: (713) 668-0022
Mid South: (800) 323-4470
Key Personnel: Mike Groover, Pres.;
Jay Denniss, Sales Mgr.; Eric Folsie,
General Mgr./Houston.

Locksmith distributor of all major lock manufacturers including Russwin, Sargent, S & G, Kwikset, Weiser, Dexter, Securitron, etc. Star, Gardall, Major, LSDA safes, key machines, exit devices, door closers, and all LSDA products.

Acme Wholesale Distributors, Inc.

P.O. Drawer 13748
New Orleans, LA 70185
(An LSDA Company)
Local: (504) 837-7315
Mid South: (800) 535-8793

Action Hardware, Inc.

333 State St.
North Haven, CT 06473
(800) 243-6695
FAX: (203) 248-9224
1200 B Atando Ave.
Charlotte, NC 28206
(800) 662-6695
FAX: (704) 372-9224
710 Landwehr Rd.
Northbrook, IL 60062

Adams Lock & Safe Co., Inc.

59 S. Main St.
Concord, NH 03301
(603) 224-1652, (800) 635-2228
Key Personnel: David Holt

Aetna Hardware

5909 W. Lisbon Ave.
Milwaukee, WI 53210

(414) 445-1800,
(800) 242-5577 (WI),
(800) 321-2011 (Nat'l.)
Key Personnel: Earl Olson, Pres.; Tom
Olson, VP; Jim Olson, VP

Adams Rite, Alarm Lock, All Lock, American Padlock, Amerock, Baldwin, Bommer, Corbin Cabinet Lock, Folger Adams, HPC, Ilco, Kwikset, Lab, LCN Closers, Master Lock, Medeco, National, Norton, Schlage, Stanley, Trine, Van Duprin, Weiser, and Yale.

Agence Prym En Serrure Inc.

517 Stinson, Ville St. Laurent
Quebec Canada H4N 2E1
(514) 744-5833
FAX: (514) 747-6894
Key Personnel: Michel Blais

Akron Hardware Consultants

2579 S. Arlington Rd.
Akron, OH 44319
(800) 321-9602 (Nat'l.),
(800) 321-6459 (OH)
FAX: (216) 644-1549
Key Personnel: Kenneth E. Orihel, Sales
Mgr.; Herb Crute, GM.

Akron Hardware Consultants is a specialized wholesale distributor for Corbin architectural hardware, Russwin architectural hardware, Adams Rite glass door hardware, CCL cabinet hardware, Lori decorative hardware.

Allegheny Lock Co. Inc.

1006-08 Cottman Ave.
Philadelphia, PA 19111
(215) 745-1217
Key Personnel: Bob Mastrangelo,
Fred Pfeil, Eddie Pfeil, Sales Dept.

Medeco Security Locks and keys - all levels. Same day service: shipping - keying and masterkey systems. Medeco keys cut. Fast service on large quantity our specialty.

Wm. B. Allen Supply Co., Inc.

Allen Square
The 300 Block, North Rampart St.
New Orleans, LA 70112-3106
(504) 525-8222,
(800) 462-9520 (LA),
(800) 535-9593 (Nat'l.)
Key Personnel: Frank Soehnlein, GM;
Richard Harris, Mktg. Mgr.; Joe Labadie, CCTV.

Wm. B. Allen carries, in stock, complete lines of fire systems, burglary systems, CCTV/professional video, business telephone systems, professional sound systems, card access systems, intercom systems, nurse call systems and vacuum systems from over 400 manufacturers.

Allied Locksmith Supply

P.O. Box 6238
Youngstown, OH 44501-6238
(216) 726-0866, (800) 544-2102
FAX: (216) 726-0865
Key Personnel: Rudy R. Wiesner, Pres.;
Jim Dravec, Oper. Mgr.

All-Ware Distributing, Inc.

135 W. 2950 South
Salt Lake City, UT 84115
(801) 487-3227,
(800) 662-6529 (UT),
(800) 453-6430 (Nat'l)
Key Personnel: Jarry Zaharias,
Pres.; Rolf Aase, VP; Larry Clark, Mgr.

We are a complete line distributor of locksmith supplies. We also carry over 150 major lines of locks and supplies. We also rebuild key machines. Minimum order \$25.00. We ship same day if called before noon.

Alpha Door Controls, Inc.

207 Sunset Blvd.
Sherman, TX 75090
(214) 868-0099
Key Personnel: Al Gilman, Pres.; Tracy
Gilman, VP.

Selling to locksmiths only. Safe drills, electrical components, card readers, electric strikes, Dexter locks, American padlocks, exit devices, kit type burglary alarms, etc.

Ambassador Safe Distributors

21 N. Beverwyck Rd.
Lake Hiawatha, NJ 07034
(201) 263-3953, (201) 402-1447
Key Personnel: Jeff Hale, Pres.; Larry
Hale, Sec'y.

Ambassador Safe Distributors are the direct importers of "Ambassador" safes, which are one and two hour fire safes. We also manufacture the "Excess Cash Handling" containers as well as the "Econovault," ideal for weapons storage. Distributors for other safe manufacturers.

A.M. Hodge

P.O. Box 202005
San Diego, CA 92120-0925
(619) 444-3147, (800) 854-3565
(800) 354-3565

American Lock & Supply, Inc.

4411 E. La Palma Ave.
Anaheim, CA 92807
(714) 996-8882, (213) 585-0224,
(800) 854-8775 (Nat'l.)
FAX: (714) 528-4201
Key Personnel: Jim DeForrest, Chair-
man of the Board; Sean DeForrest,
Pres.; Bill Power, VP Sales

American Lock & Supply, Inc. is one of the nation's largest lock and locksmith supplies distributor. With nine branches, total warehouse space reaches over 160,000 square feet, featuring 20,000 different line items from nearly 200 manufacturers. The Anaheim-based firm provides many marketing and service programs to aid customers in increasing their businesses.

Amos Lock & Key Supply

2711 Cullen St.
Fort Worth, TX 76107
(817) 429-9441, (800) 527-4377
(800) 772-7432 (TX)
Key Personnel: Amos Stranger, Owner

Anderson Lock Co., Ltd.

1801 Oakton St.
Des Plaines, IL 60018
(708) 296-1157
FAX: (708) 296-9259

Continued on page 82



STRATTEC™

***The world's largest producer of
automotive locks and keys.***

[Click here for more information](#)

Anderson Lock
Continued from page 81

Key Personnel: Eugene R. Anderson, Pres., CPP; Norman A. Anderson, Gen. Mgr.

Andrew's Wholesale Lock Supply

921 Chestnut St.
Lebanon, PA 17042
(800) 544-0519
(717) 274-8733
FAX: (717) 274-8659

Key Personnel: Richard A. Rudy (Andy), Owner

A full line distributor for Briggs & Stratton. A full line distributor for Auto-Security products. An E.S.P. product distributor.

Apex Security Hardware Corp.

1201 36th Street
Brooklyn, NY 11218
(718) 438-2115 (NY)
(800) 232-1117 (Nat'l.)
FAX: (718) 438-3327

Key Personnel: Eli Guth, Pres.

Apex Security, a distributor of most major lock lines since 1976, offers same day shipment at competitive prices. Apex features a full line of Arrow locks

including Arrow locksets in Schlage "C" and "E" keyways. Some of the other lines stocked by Apex are: Medeco, Folger Adams, Simplex, Detex, Master, Monarch, Rofu, Ilco, Marks, American, All Lock, and Precision Hardware. They have recently added the Norton door closer line.

Aristo Sales Co., Inc.

27-24 Jackson Ave.
Long Island City, NY 11101
(718) 361-1040,
(800) 221-1322

Key Personnel: Roslyn Rosenblatt, Pres.; Leonard Rosenblatt, VP; Joe Lewanduski, Mgr.

Specializing in auto locks and alarms, locksmith supplies and all major brands: Briggs & Stratton, All-Lock, Auto Security, Arrow, Segal, American & Master, Detex, Precision, electric door openers, Lori, Corbin, HPC, Star, Taylor, Ilco and many more.

Aritech Corp.

25 Newbury St.
Framingham, MA 01701
(800) 432-3232
FAX: (508) 872-4127

Aritech Distribution Centers in 29 cities stock burglar and fire alarm systems and equipment, CCTV, accessories and tools. We provide a large selection, technical assistance, quick delivery and low competitive prices.

Armstrong's Lock & Supply Inc.

1440 Dutch Valley Place, NE
Atlanta, GA 30324
(An LSDA Company)
(404) 875-0136, Local
(800) 241-3682, SE WATS
(800) 282-4533, GA WATS

Key Personnel: D. Viri Mullins, Pres.; Robert L. Begin, VP

Full line distributors of locksmith supplies, electrical devices, safes, locks, and various other security products. Miami Branch: 1766 N.E., 205th Terrace, North Miami Beach, FL 33179. Tampa Branch: 601 W. Hillsborough Ave., Tampa, FL 33603. Excellent service at competitive prices.

The Auto Lock Co.™

243-07-131 Ave.
Rosedale, NY 11422
(718) 527-6363

Supplier of auto locks, locksmith supplies and equipment.

SRI
SECURITY
RESOURCES INC.

SRI and Tech Train Productions are the automotive specialists - your best source for automotive tools, manuals, and videos.

[Click here for more information](#)

Baxter Locksmith Supply

1934-D John Towers Ave.
El Cajon, CA 92020
(800) 962-7319

Key Personnel: Mike Lancaster, Owner;
Ina Silva, Order Desk; Jean Barber,
Office Mgr.

Wholesaler of tryout keys, guide keys,
code books, keyblanks, Continental
Micro cards, Auto Security foreign car
locks, picks, mortise locks and cylinders,
rim locks, padlocks, key machines, car
opening tools pins, and pinning kits,
domestic auto locks, cam locks, key
rings, Hide-A-Keys, Grobet files, misc.
locksmith tools.

Baylis Locksmith Supplier

7 Pamaron Way
Novato, CA 94947
(800) 772-3965 (CA),
(800) 227-0503 (Nat'l.),
(415) 883-0505.
FAX: (415) 883-5704

Key Personnel: Buzz Baylis, Pres.; Andy
Foster, GM

A large distributor of automotive locks
and keys in the country with more than
2000 foreign and domestic part
numbers in stock. Featured is a com-
plete line of Briggs & Stratton and Auto
Security Products locks and parts

along with rubber headed key blanks to
fit most foreign and domestic cars.

Bell's Security Sales, Inc.

411 Bloomfield Ave.
Bloomfield, NJ 07003
(201) 743-3709

Key Personnel: Richard Middleton

Berg Wholesale

P.O. Box 29169
Portland, OR 97229
(503) 220-0000 (OR), (800) 243-8887
(Nat'l)

Key Personnel: Catherine, GM; Ken
Pederson, Nat'l. Sales Rep.

Offering same day shipment. Factory
discount pricing. Cylindrical locks, mor-
tise locks, closers, panic devices, dead-
bolts, cylinders, key blanks, pins, key kits,
exit devices, holders and more. Res-
tricted keyways available. Master key-
ing, construction keying done
quickly.

Blaydes Lock Co., Inc.

2335 18th St., N.E.
Washington, DC 20018
(202) 832-7100, (800) 424-2650

Key Personnel: Edward J. Hildebrand,
Pres.; Tom Rakes, VP; Bob Chanin,
Sales Mgr.

Mid-Atlantic area's professional security
hardware supplier since 1954.

Brazos Door and Hardware

3701 Brazos
Odessa, TX 79764
(915) 366-0405

Boston Lock & Safe Co., Inc.

30 Lincoln St.
Boston, MA 02135
(617) 787-3400, (800) 252-5757
FAX: (617) 787-3425

Key Personnel: Harry J. Stola, Pres.;
James C. Condit, VP; J. Norbert Bartha-
lomew, VP.

We stock for immediate shipment one
of the largest selections of Falcon and
Medeco locks. We also stock the largest
selection of S & G safe locks, SLS, Fichet-
Bauche, Steelage, and New England
safes for immediate shipment. Our ser-
vice department maintains parts avail-
ability for domestic and foreign made
high-security safes.

Boyle & Chase

86 Finnell Dr.
Weymouth, MA 02188
(617) 337-3904
FAX: (617) 335-5342

Key Personnel: Mike Rotondi



STRATTEC™

*The world's largest
producer of automotive
locks and keys.*

[Click here for more information](#)

SRI

SECURITY
RESOURCES INC.

*SRI and Steve Young
are working together
to bring you the best
in locksmith tools
and supplies.*

[Click here for more information](#)

Canada Lock Products

70 Floral Parkway
Toronto, Ont. M6L 2C1
(An LSDA Company)
(416) 248-LOCK (5625), 248-6268
(800) 268-1306 (Ontario)
(800) 387-7755 (Canada only)
Key Personnel: Jack Laufer, Pres.;
Steve Dyson, Gen. Mgr.; Steve Witten-
berg, Sales Mgr.

Wholesale distributors for major security hardware manufacturers for over 50 years. Specializing in safes, electrical devices, exit hardware, auto locks, high security hardware, key blanks, door closers, locksmith tools and supplies and door hardware. Offering prompt service throughout Canada.

Caola & Co.

2 Crossroads Dr.
Trenton, NJ 08691
(609) 599-9504
Key Personnel: Victor Caola, Pres.; Jane Caola, VP

Capitol Lock & Hardware Co., Inc.

3730 Georgia Ave. NW
Washington, DC 20010
(202) 882-9502
(800) 323-5625
Key Personnel: W. Schlegel, Pres.; B. Dillon, Mgr.; M. Bernard, Sales

Full line distributor of locks, keys, key machines, high security padlocks, combination locks, electronic access controls. One of the largest stocks of locks and key blanks on the east coast. Ship most orders from stock. Specialize in high security devices of all kinds. Ship worldwide; give us a call.

Central Lock & Hardware Supply Co.

95 NW 166th St.
Miami, FL 33169
(305) 947-4853, (800) 722-4549
FAX: (305) 949-8945 Att: Pasy/DLB
Key Personnel: Shari Glixman, Dir.-
Sales; Betty Ross, Dir. Cust. Rel.;
Yehudah Hersh, Dir. Tech. Svc.

Clark Security Products, Inc.

7140 Engineer Rd.
San Diego, CA 92111
(619) 565-7140, (800) 854-2088 (San
Diego), (800) 282-5625 (Denver),
(800) 528-LOCK (Phoenix), (800) 554-
LOCK (San Leandro)
FAX: (619) 565-4605
Key Personnel: Richard W. Clark, Chm.;
D. Bruce Merrifield, Mktg. Dir.

Commonwealth Lock Co.

1853 Mass. Ave.
Cambridge, MA 02140
(617) 876-3301
FAX: (617) 661-3168
Key Personnel: Edward A. Mayer,
Pres./Treas.

We specialize in lock hardware.

Cook's Supply, Inc.

4770 Fox St., Unit #13
Denver, CO 80216
(An LSDA Company)
(303) 294-0567 (Local)
(800) 624-4018 (CO)
(800) 445-4008 (Rocky Mountain and
Plains states)

Key Personnel: Jack Dunn, GM.; Scott Rapue, Sales; Greg Seltzer, Warehouse

Distributor of locksmith supplies and tools, safes, locks, key machines and blanks, door closers, auto locks, LSDA, and various other security products. We also have no minimum order, great personalized service and competitive pricing. Same day shipping. We know that satisfaction and service is important. Let's continue growing together.

Craftmaster Hardware Co. Inc.

176 Kansas St.
Hackensack, NJ 07601
(800) 221-3212,
(201) 646-9355
FAX: (201) 646-0181
Key Personnel: Michael Spingeld,
Pres.

All standard brands including Arrow, Ilico/Unican, Kwikset, Schlage, Star, All-Lock are available from this 35 year old, third generation family run stocking distributor. Metropolitan location enables them to locate non-stock items quickly.

DiMark International

3233 Skyway Dr.
Corp. Hgr. 3D
Santa Maria, CA 93455
(800) 235-2435, (800) 736-1525 (In
CA)
FAX: (805) 928-8034
Key Personnel: Mark Pirman/Diane
Pirman, Owners

Good assortment of key machines, security boxes, locksmith tools of the finest quality. Factory representatives for Borkey key machines, and several other European manufacturers.

Direct Safety Co.

7815 S. 46th St.
Phoenix, AZ 85044
(602) 968-7009

Key Personnel: Pat Acton, Mktg. Mgr.;
Tom Reine, Prod. Mgr.; Tim Holland
Telemktg.

Direct Safety Co. is a national catalog distributor of safety equipment to business and industry. Catalogs feature alarms, barricades, communication equipment, lighting, mirrors, signs, and more.

Dire's Lock Co. Inc.

2201 Broadway
Denver, CO 80205
(303) 294-0179
Key Personnel: Rose Dire, Pres.; Michael
Dire, VP

Dixie Lock Supply, Inc.

2025 NW 167th St.
Miami, FL 33056
(305) 625-5525, (800) 447-6616
Bulletin Board: (305) 625-8814
FAX: (305) 623-9564
Key Personnel: Syd Friedman,
Pres.; Fred Cohen, VP; R. Friedman,
Sec'y./Treas.

Wholesale distributors of major American lines: key blanks, locks, locksmith supplies, door hardware, safes, and electronic security.

Doyle Lock Supply, Inc.

2211 West River Road North
Minneapolis, MN 55411
(612) 521-6226
(800) 33-DOYLE, (800) 333-6953
FAX: (612) 521-0166
Key Personnel: Robert Hromadko,
Pres.; Paul Justen, GM; John Wolter,
Purchasing Mgr.

Weiser, Schlage, Master, Amser-Major, LCN, Norton, Gardall, S & G, Rofu, Simplex, Medeco, Locknetics, Yale and ASSA. Complete line of original key blanks as well as Ilico. 140 other manufacturers products in stock. A complete line of private label products including fire safes. Our sixty-ninth year in business.

DRK Specialties

5423 Central Ave., Ste. 7
Newark, CA 94560
(415) 790-2619
Key Personnel: Don Kuhn,
Owner/Pres.; Gloria Kuhn,
Sec'y./Treas.

DRK Specialties is the complete key ring accessory source for locksmiths seeking the latest key ring styles and innovations. Current best sellers include sound activated key finders, colorful coils, brass snaps and key lifters. Our large inventory includes popular standard key rings at competitive prices.

Dugmore & Duncan Inc.

30 Pond Park Rd.
Hingham, MA 02043
(800) 225-1595
Key Personnel: Chuck Cullum,
Pres.

Sargent Lock distributor. Extensive inventory on hand for immediate delivery. Also distributors for Medeco locks, featuring the new Biaxial key systems.

Herbert L. Flake, Co., Inc.

2511 Broad St.
Houston, TX 77087
(713) 641-5900

C.H. Edwards, Inc.

P.O. Box 775 — Hwy. 11 South
Greenville, NC 27834
(800) 334-3642 (Outside NC)
(919) 756-8500 (In NC)
FAX: (919) 756-3884

Electric Lock Supply

Inglewood, CA 90301
(213) 568-9885
Key Personnel: Steven P. Linhart, Sales
Mgr.; Ken Strait

Wholesale distribution, consultation, complete access control peripheral hardware. Adams Rite, Alarm Controls,

Edwards, EPC, Folger Adam, GRI Tele-mark, Linear, Microwave Sensors, Micro-State Electronics, Modern Electronics, Monthard, Power Sonic, Rofu, Securitron, Security Door Controls, Trine, Von Duprin.

Empire Security Supplies

4600 B Nesconset Hwy.
Fort Jefferson Station, NY 11776
(516) 928-0559
(800) 432-2345
Key Personnel: Ira Levine, Pres.; Bob Gorman, Sales Mgr.

Empire Security Supplies is a young and rapidly growing distributor of locksmith and hardware supplies. We have been in business for seven years, and are constantly expanding our line of manufacturers products. We are one of the largest wholesale distributors on Long Island, New York. We believe in personalized service and quality merchandise.

Ewert Wholesale Hardware Inc.

4709 W. 120th St.
Alsip, IL 60658
(312) 597-0059,
(312) 597-0825
Key Personnel: Wes McKenney,
Purchasing Agent/Sales; Brian King, Sales; Ciella King, Accts.
Receivable/Payable.

Express Hardware

1203 S. Northwest Hwy.
Barrington, IL 60010
(800) 323-7447
Express Hardware is a full line supplier of Schlage, Von Duprin and Baldwin products.

Fairway Supply, Inc.

4303 Dacoma
Houston, TX 77092
(713) 957-2160, (800) 752-7006
2631 Lombardy Lane
Dallas, TX 75220
(214) 350-0021
Key Personnel: Dan Bradford, Pres.;
Jean Brandt, Purch. Agt.; Bob Conley,
VP

Fastrack Hardware, Inc.

3655 North 126th St.
Brookfield, WI 53005
(414) 781-8118
FAX: (414) 781-4232
Key Personnel: James B. Puhek, ACH-
Mgr.; Michael J. Husting, Cust. Svc.;
Kathy Potter, Cust. Svc.

Full line distributor of Yale products. Yale locks, keyblanks and cylinder plugs in stock for immediate shipment. If you need Yale fast, get on the right track with Fastrack Hardware, Inc.

NATIONAL
AUTO LOCK SERVICE, INC.

National Auto Lock Service, Inc. offers a wide range of equipment and services for the Automotive Locksmith. From tools and hard to find key blanks to transponder programming, we can take the mystery out of car service. We accept credit card orders, and can ship COD. Contact us for the latest in automotive technology.

www.laserkey.com

**Foley-Belsaw Machinery Co.
Locksmith Division**
6301 Equitable Rd.
Kansas City, MO 64120
(800) 468-4449 (orders only)
(800) 328-7140 (customer service)

Fortress Safe & Lock
340 Northland Blvd.
Cincinnati, OH 45246
(513) 772-4392

Pradon Lock Co., Inc.
467 Burnet Ave.
Syracuse, NY 13203
(315) 472-6989, (800) 447-0591 (NE)
Key Personnel: Don Rap. Pres.; Frank Sweet, VP; Hope Bollinger, Sec'y.

Safe, lock and key distributors. Safes: Amsec, Gardall, Knight, Major, Sentry. Auto-Locks: Briggs & Stratton "Full line distributors." AutoSecurity Products: "Full line distributors." Key Blanks: ESP "Full line distributors."

Fried Bros. Inc.
467 N. 7th St.
Philadelphia, PA 19123
(800) 523-2924 (Nat'l.),
(800) 356-5050 (PA)
Key Personnel: Alex Ebrahimzadeh, Pres.

Fried Bros. Inc. was established in 1922 in Philadelphia. Presently we supply the locksmiths from two warehouses located in Philadelphia and Phoenix, Arizona. We stock locks, padlocks, key machines, door closers, exit devices, decorative hardware, safes, vaults, mail boxes and intercoms.

**Garden State
Hardware Wholesalers**
322-324 W. Front St.
Plainfield, NJ 07060
(201) 753-1343
Key Personnel: Rich Nabozny, Pres.;
Ted Nabozny, VP

Grace's Wholesale & Supply Div.
214 East 2 St.
Hastings, NE 68901-5217
(402) 462-2737
Key Personnel: H. Roger Grace, Prop.

Corbin Cabinet Lock Div., Schlage Lock Co., Taylor Lock Co., Circle-Ess key machines. Stocking locks, parts and key blanks, as well as some tools. New and re-sharpened key machine cutters, the latter on an exchange basis as well as outright sale.

R.A. Graham Co., Inc.
70 James St.
Worcester, MA 01603

(800) 333-3933
R.A. Graham Co. is a full stocking distributor of Lori Locks' solid brass designer door hardware.

Grandview Hardware Co.
525 W. Seneca St.
Ithaca, NY 14850
(607) 273-0526

Distributors of Baldwin mortise locks and decorative hardware.

Great Lakes Supply Co.
2301 Sassafras St.
Erie, PA 16502
(814) 453-4746, (800) 543-8837 (Nat'l.)
FAX: (814) 456-1542
Key Personnel: John Carneval, Owner;
John Carneval, Jr., Sales Mgr.; Greg Mello, Sales

Product lines include: Defex, LCN, Lori, MAG, Master, Monarch, Precision and Simplex. We also sell Medeco. We can provide sub-assembled cylinders, master key systems, cut keys and keying. Call toll free for our information package. Our minimum order is \$10.00 and quantity discounts are available.

H & H Lock & Security
9140 Gaither Rd.
Gaithersburg, MD 20877

Continued on page 90



**The Innovation You Expect, with the
Flexibility You Need!**

[Click here for more information](#)

H & H Lock & Security

Continued from page 87

(301) 948-1996, (800) 772-9811
FAX: (301) 948-5265

Key Personnel: Paul E. Jacobson,
Pres.; Gregory A. Jacobson, VP.

Hardware Agencies Ltd.

1220 Dundas St. East
Toronto, Ontario Canada M4M 1S3
(416) 462-1919, (800) 268-6741

Key Personnel: Paul Halberstadt,
Pres.; James Roberts, Mktg. Mgr.

Full line locksmith supplier. Lock and door hardware, key blanks, key machines, locksmith tools and equipment, high security lock lines, padlocks.

Hardware Sales & Supply

35950 Industrial Rd.

Livonia, MI 48150

(An LSDA Company)

(313) 591-1150 (Local)

FAX: (313) 591-7289

(800) 521-0955 (Midwest)

(800) 482-8605 (MI)

Key Personnel: Milt Goldman, Pres.;
Amie Goldman, Operations Mgr.; Ken
Heeren, Sales Mgr.

Hardware Sales & Supply Co. is a full-line stocking distributor of locksmith supplies

since 1925, specializing in LSDA products, access control hardware, high security locks and key blanks, stocking a wide variety of product lines such as Medeco, Arrow, and Securitron.

Hardware Specialties, Inc.

R.D. 2, Box 28A
Dubois, PA 15801

(814) 371-8694

FAX: (814) 371-0590

Hardware Suppliers of America, Inc.

213 Mill St.

Winterville, NC 28590

(800) 334-5625 (NC),

(800) 527-5625 (TX),

(800) 282-8499 (FL),

(800) 358-6016 (GA),

(800) 344-4762 (OH)

FAX: (800) 334-5625

Key Personnel: Sandy Godwin, Nat'l.

Acc. Mgr.; Dan Banks, Mktg. Mgr.;

Francis Casey, VP/GM

Schlage locks, parts and accessories; Dexter locks and parts; Baldwin products; H.B. Ives products; Monarch panic devices; Norton Closers; Rixson-Firemark products; Simplex push-button locks; Major Metalfab key cabinets; Hager and McKinney Hinges; Rytan key cutters.

Heartland Hardware

268 Ruby Street

P.O. Box 2325

Joliet, IL 60434

(815) 723-9665, (800) 747-3973

FAX: (815) 723-9668

Key Personnel: Kristin Jungles, Owner;
Tony Simko, Sales Mgr.; Jomarie Jungles, Sales Associate

Heartland Hardware, a nationwide door hardware distributor, offers express availability of Monarch panic/exit devices and Monarch closers, PDQ lock and hinges.

H. Hoffman Co.

7330 W. Montrose Ave.

Chicago, IL 60634

(An LSDA Company)

(708) 456-9600 (Local)

(800) 942-0217 (Illinois)

(800) 323-1918 (Midwest)

H. Hoffman Co. Distribution Centers:

(800) 382-9449 (Indianapolis, IN),


(800) 392-1303 (St. Louis, MO),

(800) 472-9191 (Milwaukee, WI),

(800) 247-8217 (Cleveland, OH)

FAX: (708) 456-0878

Key Personnel: Al Hoffman, Pres.; Jeff Adams, Operations Mgr.; John Bosworth, Sales Mgr.; Karen Hoffman Kahl, Mkt. Mgr.



***We have it all.
Quality, Value,
& Service.***

[Click here for more information](#)

Gil-Ray Tools Inc.

1306 McGraw St.
P.O. Box 801
Bay City, MI 48707
(517) 892-6870

Key Personnel: David J. Deuel,
Pres.; Laurie Bedell, Cus. Svc. Mgr.

Gil-Ray Tools Inc. has manufactured premium high speed steel key machine cutter wheels since 1945. New cutters are available direct to the locksmith through their free catalog and are also available through selected distributors. Gil-Ray tools offers a dependable mail-in cutter sharpening service.

GNI

P.O. Box 1675
Santa Rosa, CA 95402
(707) 528-8083

FAX: (707) 528-8085

Key Personnel: David A. Kesselman,
Pres.; Shirlee Turnipseed, Mktg. Coor-
dinator; Jack Thatcher, Production
Mgr.

GNI designs, manufactures and markets proprietary high security fasteners, seals, locking devices and specialized security hardware for OEM accounts.

G.R.I. Telemark Corp.

802 South Elm
Kimball, NE 69145
(800) 445-5218
FAX: (308) 235-3561

Key Personnel: Mary Ann Brothers, Pres.

G.R.I. manufactures magnetic contact switches for the security industry. Recently introduced the unigard window

security bars, which have an alarm device for 24-hour protection. Gives the classic look of french windows. Removes easily for fire safety or cleaning. Windows can be opened or closed with alarm on. Life-time warranty.

Guard Security Hardware

808 Georgia Ave.
Brooklyn, NY 11207
(718) 272-1540

Key Personnel: Howard Berger, Pres.;
Bobby Winterstein, VP-Mktg/Sales

Manufacturer of Guard, Encoda, Mag-
num II.

Hager Hinge Co.

139 Victor St.
P.O. Box 12300 Souldard Station
St. Louis, MO 63104
(800) 325-9995
FAX: (800) 782-0149

Key Personnel: A.W. Hager III, Pres.;
John Wotawa, VP Sales; Frank
Bloecher, VP Architectural Sales

Hager Hinge has been in the business of manufacturing contract grade hinges, spring hinges, electric hinges and consumer hardware for over 135 years.

Hampton Lock Co.

1570 S. Acoma
Denver CO 80223
(303) 778-7333

Key Personnel: Jeannine Hampton,
Pres.; Tracy Hampton, VP.

Hampton Lock Company, features weather-proof, rustproof, and waterproof padlocks. Hampton has introduced their "designer locks" for an exciting new look in padlocks for today's color-conscious marketplace. Other new and innovative products from Hampton include Lok-Box and Mini Lok-Box portable security vaults.

**Hanchett Entry Systems,
Inc./h.e.s., Inc.**

21622 N. 7th Ave.
Phoenix, AZ 85027
(602) 957-2472, (800) 626-7590
FAX: (800) 626-7590

Key Personnel: Leland J. Hanchett, Jr.,
Pres.; Michael A. Webb, V.P.-Mktg.

H.E.S. manufactures a complete line of heavy duty UL fire door and burglary resistant listed electric strikes able to accommodate virtually every type of lockset, including the ability to release a 1" deadbolt. H.E.S. also manufactures a new line of adjustable electromagnetic door holders used with fire and smoke barrier doors.

SRI
SECURITY
RESOURCES INC.

*SRI and Tech Train
Productions are the
automotive specialists -
your best source for
automotive tools,
manuals, and videos.*

[Click here for more information](#)

Harloc Products Corp.

P.O. Box 429
Taylorsville, KY 40071
(502) 477-8822, (800) 542-7562
FAX: (502) 477-8831

Manufacturer of Unilatch, Unibolt.

Harrison Electronic Systems

51 Gravel St., Box 1758
Wilkes-Barre, PA 18705
(717) 825-0540, (800) 422-5050
FAX: (717) 823-6343

Key Personnel: Peter Uzups, Nat'l Sales Mgr.; Karen Keefer, Mktg. Director; Joanne Post, Mktg. Sales Mgr.

Harrison Electronics, vehicle security manufacturer since 1971, offers a full line of remote control and passive vehicle alarms, starter kills, sensors and installation hardware. Harrison's transmitter-pager is used for vehicle, home and business protection. Harrison is a full-service company, providing toll-free technical support, installation training, and consumer displays and brochures.

Hartwell Corp.

950 S. Richfield Rd.
Placentia, CA 92672
(714) 993-2752
FAX: (714) 993-4783

Key Personnel: Peter Jeanseau, Sales Mgr.

Shack'l Shield brand padlock hasp prevents the use of bolt cutters on padlocks. It is available in a variety of sizes and styles to fit most heavy duty and removable core padlocks.

Hayman Safe Co., Inc.

1295 N. S.R. 426
Oviedo, FL 32765
(407) 365-5434
FAX: (407) 365-8958

Key Personnel: Gary Hayman, Don Jensen

HEWI Inc.

2851 Old Tree Drive
Lancaster, PA 17603
(717) 293-1313

Manufacturer of nylon hardware in 13 colors with contemporary design and consistent styling. Product range includes door hardware, cabinet pulls, bathroom accessories, railings and handicapped support systems.

Hiawatha Inc., J.L. Industries

4450 W. 78th St., Circle
Bloomington, MN 55435
(612) 835-4944
FAX: (612) 835-2218

Key Personnel: Robert Dunn, Pres.; Kirby

Bayerle, VP, Sales/Mktg.; Lloyd Ferrin and Mike McGinnis, Customer Service Reps.

For over 30 years Hiawatha Inc. has been manufacturing architectural door hardware including pulls, pushes and plates. In the last three years, Hiawatha has added products such as vision lites and louvers, heavy duty tubular custom pulls and nylon color pulls, and our latest addition of shower door pulls.

High Tech Tools

1400 S.W. 1st St.
Miami, FL 33135
(305) 649-7014, (800) 323-8324
FAX: (305) 541-0074

Key Personnel: Tony Vigil, Pres.

Manufacturer of automotive lock-out tools for all makes and models of cars. Yearly updates of tools for new models.



To be a World
Leader You Need
Quality Products,
Innovative
Technology and
Strong Partners.

[Click here for more information](#)

Major
MANUFACTURING, INC.

**Every Installation
Is a Self-Portrait
Of the Person Who Did It.
Autograph Your Work
with Excellence.**

[Click here for more information](#)

Hill Specialty Products

E. 711-17 Walton Ave.
Spokane, WA 99207-3099
(800) 722-1142

Key Personnel: Ruth R. Bower,
Owner/Mgr.; Ilean M. Nelson, Exec.
Asst.; Toki E. Miller, Admin. Asst.

For men we manufacture the 39-N
Okay's Key Safe, 37-C Okay's Key Safes
(for beltless trousers), 79-N Okay's Kee
Pal to wear on belt for carrying keys. For
ladies we make the 52-P and 62-P
Okay's Handi Keys for their keys. Clipped
in purse they are easily available.

Hirsch Electronics Inc.

1751 Langley Ave.
Irvine, CA 92714
(714) 250-8888

Key Personnel: Larry Midland,
Pres.; Rick Foster, Exec. VP.

HPC, Inc.

3999 N. 25th Ave.
Schiller Park, IL 60176
(708) 671-6280
Telex: 72-1444 (HPC SRPK)
FAX: (708) 671-6343

HPC Services: (800) 323-3295
Key Personnel: Jerry Hoffman, Pres.;
Alan Blitstein, VP; Richard Stukus,
VP-Sales/Mktg.

For over thirty-three years, a manufac-
turer of key machines, key cabinets,
locksmith tools, and code books. A pub-
lisher and educator to the lock and
security industry.

Hurd Lock & Mfg. Co., Inc. Div. of Avis Industrial Corp.

603 Bohannon Ave.
Greeneville, TN 37743
(615) 639-4101
FAX: (615) 639-0266

Key Personnel: R. Reid, GM; B. Wal-
lace, Purch. Agt.; J. Kelley, Dir. Mtls.

Hydrosorbent Co.

Box 675
Rye, NY 10580
(914) 937-3548

Key Personnel: Brady Brown, Pres.

Manufacturers of Silica Gel, Hydro-
sorbent.

Iico Uican

U.S.: P.O. Box 2627
Rocky Mount, NC 27802-2627
(919) 446-3321

Canada: 7301 Decarie Blvd.
Montreal, Quebec H4P 2G7
(514) 735-5411

Key blanks: automotive, house, bit, safe
deposit, flat steel, etc. Key

machines: manual, automotive, semi-
automatic, code and special applica-
tion. Locksmith supplies, security hard-
ware, cylinders.

Illinois Lock Co.

301 Hintz Rd.
Wheeling, IL 60090
(708) 537-1800

Key Personnel: S.G. Sanelli,
Managing Dir.

Manufacturer of locks directed toward
the O.E.M. market place including cam,
cabinet and switch locks. Available in a
variety of mechanisms covering a wide
spectrum of security levels.

In-A-Floor Safe Co.

1416-18 S. Los Angeles St.
Los Angeles, CA 90015
(213) 749-2448

Key Personnel: Carl L. Belknap, Flora
Belknap

Manufacturers of In-A-Floor Safe.

Indiana Cash Drawer Co.

1315 S. Miller St.
P.O. Box 236
Shelbyville, IN 46176
(317) 398-6643

Key Personnel: Joseph R. Showers, Jr.,
Pres.; J.R. Showers, III, VP; Bruce L.
Mann, GM

Indiana Cash Drawer Company makes
a broad line of wooden or steel cash
drawers, for over or undercounter
installation, with manual or electronic
controls (for use with business or
personal computer). Manual model TD-1
has finderpull locking assembly with
alarm that sounds if locking mechanism
is improperly manipulated.

International Door Closers, Inc.

East: 1920 Air Lane Dr.
Nashville, TN 37210
(615) 885-7060
(800) 225-6737
FAX: (615) 885-0903
West: 1140 North Kraemer Pl.
Anaheim, CA 92806
(714) 666-0390
(800) 544-4422
FAX: (714) 666-2215

Key Personnel: Kenneth T. Yamato,
Pres.; Paul R. Linder, Sales/Mktg. Dir.

International has been supplying the
industry with hydraulic door controls
and related hardware for nearly a quar-
ter of a century. Surface applied door
closers, overhead concealed door
closers, and storefront door hardware
are available from distribution facilities
in Anaheim, California and Nashville,
Tennessee.

Iseo Locks

2121 W. 60th St.
Hialeah, FL 33016
(800) 421-ISEO (FL)
(800) 443-ISEA (U.S.)

Key Personnel: Bill Wickward, VP

Iseo's manufacturing facilities in Italy
produce some of the finest products in
the world. We are proud of our Perfecta
Bar that has 3" locking bolts that go into
both sides of the door frame. Also a full
line of brass padlocks with hardened
steel shackle and all brass shackles.

ISM America, Inc.

120 W. 44th St.
New York, NY 10036
(212) 768-8460

Key Personnel: Jonah Rosenblatt,
Head of Operations

Exclusive U.S. Importers of ISM high secur-
ity safes and vaults. Number one in qual-
ity and security technology of the future
in ISM today. We maintain a large, con-
stant inventory of its diversified line of
safes, with expert dealers and service
throughout the U.S.

ITL Tools Ltd.

105-12779 80th Ave.
Surrey B.C. Canada
V3W 3A6
(604) 596-8900
FAX: (604) 589-3977

Key Personnel: Gordon Parr, Jim Brooks

H.B. Ives

62 Barnes Park North
Wallingford, CT 06492
(203) 294-IVES

Key Personnel: Roby Briggs, VP-Sales
/Mktg.; Sharon Berry, Director-Mktg.;
Peter Perfosa, Nat'l Sales Mgr-Contract
Market

Since 1876, H.B. Ives has been manufac-
turing fine builders and home hardware
for the commercial, institutional and
residential markets. The line includes
flush bolts and coordinators, surface
bolts, architectural door trim, door stops
and holders, window hardware, hooks
and brackets, cabinet hardware, latch
sets and mortise bolts, exterior door
hardware and bath accessories.

Jackie's Junction

P.O. Box 1368
Sugarland, TX 77487
(713) 568-0800

Key Personnel: Walter Mendlovitz

J & B Key-Rite Mfg.

RD #1, Box 217
Rockwood, PA 15557
(814) 926-2176, (800) 782-8751

Continued on page 50

J & B Key Rite

Continued from page 48

Key Personnel: Jean Gindlesperger, Pres.; William Gindlesperger, Mktg.

The Key-Rite collection composed of high quality precision tools: JB100-electronic key machine adjuster. JB350-digital readout micrometer for measuring pin depths in cylinders, measures high security dimple keys, domestic and automotive keys with ease. JB300 and JB301-code shaft conversion kits for converting the Foley-Belsaw 200 into a precision code machine.

Jensen Tools Inc.

7815 S. 46th St.
Phoenix, AZ 85044
(602) 968-6231

Key Personnel: Gary Treiber, Mktg. Mgr.; Sherman Jensen, Product Dev. Mgr.; Jean Hogg, Sales/Service Mgr.

Jensen Tools Inc. is a manufacturer of tool kits for the electro-mechanical and electronics technician. The company sells tool kits, tools, tool cases, shipping containers, and test equipment through national catalog distribution.

Jet Hardware Mfg. Corp.

800 Hinsdale St.
Brooklyn, NY 11207

(718) 257-9600

FAX: (718) 257-0973

Key Personnel: Alfred Schonberger, Pres.; Fred Lang, VP; George Buchinger, Sec'y./Treas.

Manufacturer of high precision key blanks, tubular keys, Personaline, engraved key blanks, Squarousel key rack display, Keyboard display, key cutting machines, plastic-head keys.

Jet Security Systems, Inc.

800 Hinsdale St.
Brooklyn, NY 11207
(718) 257-9600

FAX: (718) 257-0973

Key Personnel: Alfred Schonberger, Pres.; Fred Lang, VP; George Buchinger, Sec'y./Treas.

Manufacturer of wireless burglar and fire alarms.

Glynn Johnson

4422 N. Ravenswood
Chicago, IL 60640
(312) 878-5500

Key Personnel: Mike Riesen, GM/Pres.; Bob Brokamp, Sales Mgr.

Manufacturer of fine quality builders hardware including overhead stops and holders; manual, automatic and constant latching flush bolts; coor-

dinators; hospital push/pull and roller latches; pivot hinges; locking and non-locking surface bolts; floor and wall stops and holders; cabinet hardware and specialty items.

JT Security Products

P.O. Box 368
Temple City, CA 91780
(818) 289-2559

Key Personnel: James B. Thorp, Pres.

Products include builder hardware, business and technical aides, lock devices, locksmith supplies and tools and computer masterkey systems.

Kaso America

5775 Blue Lagoon Dr. #370
Miami, FL 33126
(305) 261-7074, (800) 222-5276
FAX: (305) 264-0176

Key Personnel: Asko Ojanen

Manufacturer of KASO/KASAM.

Kawneer Door Closers

Industrial Dr.
Itasca, IL 60143
(708) 773-3700

Ke-Master

300 S. Pennell Rd.
Media, PA 19063



**HPC has it all:
Key Machines, Software, Books, Car
Openers, Pick Sets, Tools, Door Guards,
and Key Cabinets**

[Click here for more information](#)

(215) 459-1129

Key Personnel: T.L. Millar, Pres.;
Peter Lindley, Nat'l Sales Mgr.

Ke-Master manufactures single tag and dual tag key cabinets and key control systems for organizing and securing from 20 to 800 keys. Also available are key tags, file drawer key racks and wall key boards.

Keedex Manufacturing

12931 Shackelford Ln.
Garden Grove, CA 92644
(714) 636-5657
FAX: (714) 636-5680

Key Personnel: Cormac Dorsey, Nat'l Sales Mgr.; Julie McCluney, Partner; George Hill, Partner.

Keedex manufactures innovative tools and supplies for the locksmith and safe industries. Locksmith products include reinforcement plates for aluminum frame doors, cylinder guards, 12-volt motors, clip removal tools, followers and the Protect-A-Lok. Safe products include the Safe Buster, change keys sets, safe repair kits and safe drill bits.

Kent-Moore Automotive Div. SPX Corp.

28635 Mound Rd.
Warren, MI 48092
(313) 574-2332, (800) 345-2233

Key Personnel: N. Robert Kindig, Sales/Mktg. Mgr.; Cheryl A. Wilson, Prod./Prom. Coordinator

Kent-Moore is an automotive special tool manufacturer for General Motors. We have designed and developed special automotive locksmith tools to make your job quick and easy. All of our tools are lifetime guaranteed and made in the USA.

The Kett Tool Co.

5055 Madison Rd.
Cincinnati, OH 45227
(513) 271-0333

Key Personnel: H. Rowe Hoffman, Pres., WM. A. Berlier, VP

Specialty cutting portable power saws, shears and nibblers for sheet metal, wood and plastics.

Key Bak Division West Coast Chain Mfg. Co.

P.O. Box 5060
2242 E. Foothill Blvd.
Pasadena, CA 91107

Key Personnel: Craig Paugh, Pres.

Original manufacturer of Key-Bak and Mini-Bak, self-retracting key returns and other key security products. Both products have registered trademarks in

most countries. Made in USA quality and are backed by a limited warranty policy.

Key Control Systems, Inc.

Box 96A, Weil Rd.
Bechtelsville, PA 19505

Key Personnel: S. Schwartz, Mgr.; Kate Bathurst, Nat'l. Sales Mgr.; Nancy Brown, Adv. Coord.

Computerized key control system offers a simple, effective technique to maintain key identification, issue and return of data on a computer. Key cabinets, doorshields, keying charts, a controlled method for a master key system.

Keydex International Inc.

P.O. Box 737
Saddle River, NJ 07458
(201) 930-9056

Key Personnel: Howard A. Osofsky, Pres.; Barbara J. Osofsky, Ex. VP

Manufacturers of Keysaver®.

Keystone Novelty Co. Inc.

137-17 71st Ave.
Flushing, NY 11367
(718) 544-1734
FAX: (718) 544-1872
Key Personnel: Hy Korn

Continued on page 54



LOCKMASTERS
SECURITY
MANAGEMENT

TM



LOCKMASTERS
SECURITY
MANAGEMENT

TM



Providing
quality tools,
parts, and
service
for the
security
professional.

Keystone Novelty

Continued from page 51

Keystone: The new name in high quality key chains and key accessories. Our product line includes: snap clips, wrist coils, pull aparts, cutters, novelty (hand-gun, tool-whistle), tape measures, key ID rings, covers and tags, nail clippers, lanyards, bulk split rings, etc. We do ad specialty.

Keysure

P.O. Box 439, Prince Station
New York, NY 10012-0008
(212) 219-0015

Key Personnel: Len Sideri, CEO
Keysure, a plastic key control container, that protects keys individually. Signatures are required to make it work. Access to the key is not possible without breaking the container, indicating its use. Keysure is not reuseable. Keysure is available as a system for 100's of keys, and is available in blue and clear. Other uses: computer access codes/safe combinations, etc.

Key Systems, Inc.

948 Culver Rd.
Rochester, NY 14609
(800) 888-3553
FAX: (716) 654-7916

Key Personnel: Claudia Herrick, Ofc. Mgr.; George Eckerdt, Pres.; Bruce Fredericks, VP.

Key Systems manufactures key control systems utilizing velcro key tags (Vel-Keys) that adhere to both plastic file panels for office applications and zippered cases for portable applications. Other products permit installing Vel-Keys inside a safe or any smooth surface. Free literature and samples available.

Killeen Security Products

33 Hermon St.
Worcester, MA 01610
(508) 754-1714
FAX: (508) 753-2183

Key Personnel: Norman Doucet, Pres.; Doug Maston, VP

Manufacturer of interchangeable core products. Interchangeable with Best, Falcon, Arrow, Eagle, and Lockwood.

Kinduell Screen Products, Inc.

110 Center St.-Wilder
Newport, KY 41701
(606) 581-5444

Key Personnel: Carole S. Kinduell, Pres.; Rick Donaldson, VP; Scott Theissen, Sales Mgr.

Truck decals, vinyl pressure-sensitive pre-spaced lettering and standard instock logo's. Decals are durable, weather-resistant and easy-to-apply. Kinduell Screen Products, Inc. has been in the fleet marking business for over 30 years. Call or write for your free catalog today.

Knight Safe Mfg.

13361 E. Molette
Santa Fe Springs, CA 90670
(213) 921-9956, (800) USA-BILT,
Key Personnel: Don Moore, Pres.; Dale Emmert, Customer Svc. Mgr.

Manufacturers of "B" and "C" rate chests; UL Labeled TL15 and TL30 chests; custom designed chests; bank equipment; manufacturing plants in Santa Fe Springs, CA, and Allentown, PA; dealer sales only.

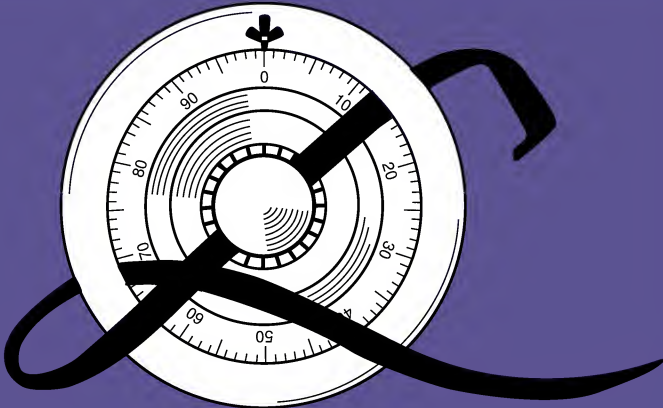
KPC

243-07-131 Ave.
Rosedale, NY 11422
(718) 527-6363

Kustom Key

1010 Aviation Dr.
Lake Havasu City, AZ 86403
(602) 453-8338
(800) 537-KEYS (5397)

Continued on page 56



Lockmasters has a 44 year history of training security professionals.

[Click here for more information](#)



We have it all. Quality, Value, & Service.

[Click here for more information](#)

Kustom Key

Continued from page 54

Key Personnel: David Vedder, Pres.; Michael D. Vedder, Sales Mgr.

From our Kustom Key Southern California location we plan to continue our excellent service in supplying neuter bow key blanks, personalized blanks, and large bow hotel blanks. Look for new products to be available within the near future.

Kwikset Corporation

516 E. Santa Ana St.
Anaheim, CA 92803-4250
(714) 535-8111

Key Personnel: John Lang, Pres.; Don Caldane, VP Sales; Steve Price, VP Mktg.

Manufacturer of locksets, leversets, handlesets, deadlocks and other home security products.

Lab

P.O. Box 54
Terryville, CT 06786
(800) 243-8242

Key Personnel: R.A. Labbe, CEO; G.G. Roraback, VP; C.J. Kelly, Exec.VP Mktg.

Manufacture color coded replacement pins and original manufacturers pins, universal pin kits and original pin kits, locksmith picking instruments and professional tools.

La Gard Inc.

3330 Kashiwa St.
Torrance, CA 90505
(213) 325-5670

Key Personnel: Nick Gartner, Pres.

Latch-Gard Co. Inc.

21555 Protecta Dr.
Elkhart, IN 46516
(219) 293-9581
FAX: (219) 293-8181

Key Personnel: Randall Moyer, Pres.; David Geiger, VP

Latch-Gard's new 1/2" cut out model is available for easy installation. Zinc or Durododic finishes are available in both our standard or cut out models. Latch-Gard models come with special jamb pin to prevent prying of door. Latch-Gard covers the complete latch area to prevent latch tampering.

LCN Closers

121 W. Railroad Ave.
Princeton, IL 61356
(815) 875-3311

Key Personnel: W.W. Martin, Mktg. Dir.; P.J. McCormick, Sales Mgr.

LDM Enterprises

P.O. Box 191
Van Nuys, CA 91408
(818) 989-4100

Learning Unlimited

P.O. Box 99038
San Diego, CA 92109
(619) 270-2371

Key Personnel: Carl Cloud, Owner

"Drill Points" are a set of scale size drill templates for seven of the most popular safe locks. Each template is double sided to show normal and an X-ray view for exact drilling locations. Included booklet, "How & Where," selects drill locations and opening procedures for each type of lockout.

Lee Industries

2200 E. Mettler Rd.
Lodi, CA 95240
(209) 462-6991

Key Personnel: David Lee, Pres./Dir.

Manufacturers of Lee Tools.

Le Febure

308 29th St., NE
Cedar Rapids, IA 52406
(319) 366-2771

Key Personnel: K.W. Watts, Pres.; George Miller, Exec. VP; Mylo D. Schultz, VP-Mktg./Sales; D.H. Crew, VP-Eng.-Research

Lindustries Inc.

21 Shady Hill Rd.
Weston, MA 02193
(617) 237-8177

Key Personnel: Willard H. Lind, Pres.; Louise T. Lind, VP

Lindustries Inc., was founded in 1980 to consult with the hardware industry in the development, manufacture and marketing of new fasteners, lock mechanisms and security devices. Among these devices is Leveron, which changes all standard door knobs to lever handle action without removing in-place hardware.

Locksoft

845-K Quince Orchard Blvd.
Gaithersburg, MD 20878
(301) 258-9245

Key Personnel: Jon Payne

Lock Technology Corp.

685 Main St.
New Rochelle, NY 10801
(914) 632-4373

Key Personnel: Frank Nagel, Pres.

High security (Medeco) ignition locks for American cars, KM-3 code key machine, KMV-1 key machine (Kaba,

Mercedes, etc.), locksmith tools, research and development.

Locknetics Security Engineering

560 Birch St., P.O. Box 9337
Forestville, CT 06010
(203) 584-9158

Key Personnel: Steve Kamen, Joel Fastow

With over 33 years experience, Locknetics Security Engineering has become one of the best—by doing more. Not only do our products conform to the most demanding codes, they're all tested and inspected—to meet our stringent quality standards. Manufacturers of the Intel, electromagnetic locks, electric deadbolt locks, and power supplies and station controls.

Lord Safe (USA) Inc.

2420 Carson Street, #120
Torrance, CA 90501
(213) 328-6815

FAX: (213) 328-7829

Key Personnel: Peter Boyd-Cummins, Pres.

Fire safes, home safes, commercial safes, bankers safes, jewelers safes, deposit safes, armored car company, safes, custom design safes, portable vaults, vault doors, safe deposit boxes, TL-30 safes, TRTL 30 x 6 safes and many more.

Lori Lock

Old Tumpike Rd.
Southington, CT 06489
(203) 621-3601

Key Personnel: Dave Florian, Pres.; George N. Nortonen, VP Sales-Mktg.

Manufacturers of solid brass mortise and insert cylinder solid brass decorative door hardware, mortise cylinder deadlocks, Jimmy proof deadlocks, super blocker and cylinder guards, mailbox locks, rim cylinders, and Kaba high security locks.

LSDA

7330 W. Montrose
Chicago, IL 60634

Manufacturer of products sold only through locksmith dealers. Available from these distributors: Acme Wholesale Distributors, Armstrong's Lock & Supply Inc., Canada Lock Products Ltd., Cooks Supply Inc., Hardware Sales & Supply Co., H. Hoffman Co., M. Taylor Inc., and S. Simons Inc.

Lucky Line Products, Inc.

7890 Dunbrook Rd.
San Diego, CA 92126
(619) 549-6699 (CA), (800) 654-6409
(Nat'l.)
FAX: (619) 549-7829
Key Personnel: Ray Howard, Pres.;
Jan Howard, Mktg. Coord.; Dawny
Alsup, Cust. Svc.

Lucky Line Products, Inc. is a leading
supplier of popular key rings and key
accessories. Included in their product
line are the Twisty, Fix-O-Loc Secure-A-
Key and I.D. key tags.

Lund Equipment

P.O. Box 213
Bath, OH 44210
(216) 659-4800
(216) 659-4128
Key Personnel: E. Howard Lund

M.A.C. Eng. & Mfg. Co. Inc.

15261 Transistor Ln.
Huntington Beach, CA 92649
(714) 891-5100, (800) 624-9942 Except
CA
FAX: (714) 892-6845

Key Personnel: Howard M. Allen-
baugh, Pres.; Fred F. Pannebaker,
Sales Mgr.; John Sobczak, Sales Coord.

MAG security products enable you to
repair and reinforce doors instead of
replacing them. You'll save money and
time, while improving door strength and
appearance. The Install-A-Lock mounts
the lockset and latch into one solid unit
which makes the door as strong as the
lock. Now UL Listed.

Magnum Mfg. Co.

P.O. Box 2082
Camp Verde, AZ 86322
(602) 567-6222
Key Personnel: William Nowman,
Owner

Magnum Mfg. Co. manufactures the
457 safe drill and accessories, Mister
Twister serrated carbide tip drill bits,
Diamatip diamond carbide cutter bits
and other tools for the safe and vault
trade.

Major Manufacturing

1825 Via Burton
Anaheim, CA 93806
(714) 991-4666, (213) 979-3402
Key Personnel: W.E. Forrest, Sr., Pres.;
Bill DeForrest, Jr., VP/GM; Linda DeFor-
rest, Controller

Major Metalfab Co.

370 Alice St.
Wheeling, IL 60090

(312) 537-7890
(800) 323-8181
Key Personnel: Rob Fosness, Dir.-Sales;
Peter VanVeen, Dir.-Mktg.

MMF Industries manufactures a full line
of key control products. Single tag and
two tag systems are available in
cabinet, drawer, key rack and key
board styles. Key capacities range from
10 to 715 keys. In addition, MMF manu-
factures coin and cash handling sup-
plies, signs and writing instruments.

Markar Products, Inc.

12715 Lewis Rd.
Akron, NY 14001
(716) 542-3001
FAX: (716) 542-9336
Key Personnel: Ladonna Bennett, Pres.-
Owner; Stanley R. Tatara, VP

Markar Products, Inc., manufacturers of
the patented reinforcing pivot, alumi-
num continuous hinges and fire-rated
steel and stainless steel continuous
hinges. Both pivots and continuous hinges
are used in contract, retrofit, hospital,
school and security applications.

Marks Hardware, Inc.

10 Commercial St.
Hicksville, NY 11801
(516) 938-5800
FAX: (516) 938-5808
Key Personnel: George Marks, Pres.;
Sheila Rosenberg, Nat'l. Sales Mgr.

Manufacturer of designer series deco-
rative mortise and tubular locksets, cylin-
drical locksets, commercial and resi-
dential mortise and tubular locksets,
deadlocks, gate locks, mortise locks for
ornamental iron doors.

Martin, Starchuk & Szostak

P.O. Box 3278, Postal Station C
Hamilton, Ontario, Canada
L8H 7L8
(416) 523-6722
Key Personnel: Wm. Starchuk, Co-
owner

We produce and distribute impressio-
ning tools which use replacable adhe-
sive foils.

Master Lock Co.

2600 N. 32 St.
Milwaukee, WI 53210
(414) 444-2800
FAX: (414) 444-0322
Key Personnel: George Villwock, Pres.;
Peter Jung, VP Sales/Mktg.

Master-keyed padlock systems. Rekey-
able lock systems. Reserved keyway
option. Wide selection of steel and brass
laminated locks, solid body locks, com-
bination locks, locker locks, Locksmith

padlock repinning and serving kits.
Complete line of Dexter locksets, dead-
bolts, entrance handles and door
hardware.

**Lloyd Matheson,
Inc./Lockwood**

P.O. Box "L"
Charlestown, NH 03603
(603) 826-5777
Key Personnel: Lloyd J. Matheson, Sr.,
Pres.; Alex Matheson, VP; David B.
Colburn, GM.

Lloyd Matheson, Inc./Lockwood is a
manufacturer of mortise locksets, lever
handle cylindrical locksets, removable
cores, Lockwood master key systems,
exit devices, tubular and mortise dead-
bolts, asylum locks and knob mortise
latch. The Lockwood tradition of fine
architectural hardware for over 100
years continues at Lloyd Matheson Inc.

**McGard, Inc.
Special Products Div.**

852 Kensington Ave.
Buffalo, NY 14215
Mike Reilly (Buffalo) (800) 669-6887
Larry Clement (Oklahoma City) (405)
949-1984
Tommy Luffel (Houston) (713) 578-2835

McGard, Inc., Special Products Division,
manufacturers of security fasteners. Cur-
rent applications include manhole cover,
hi-tech security screws and various pipe
and plug locks. Each piece is individu-
ally machined, then through-hardened
for strength and durability. The round,
tapered design makes them virtually
impossible to grip and remove without
the special key.

McGunn Safe Co.

6401 W. 65th Ave.
P.O. Box 388309
Chicago, IL 60638
(800) 621-2816
FAX: (312) 458-3323
Key Personnel: Patricia S. Johnson-
McGunn, Pres.; Edward T. McGunn,
CEO; Susan S. Delani, Dealer Sales
Rep.

McGunn Safe Company has been
building safes and vaults for over 50
years. We offer a wide range of fire safes
to computer media safes. Our Cash
Handler Safes with a drop slot or color
coded drop drawers eliminate the
excessive handling of cash during shift
changes and prevent access to the
internal safe once the money is de-
posited.

MDS, Inc.
1640 Central Ave.
St. Petersburg, FL 33706
(813) 894-3512
FAX: (813) 821-8347
Key Personnel: F. Paul Butler, Pres.;
Audrey Harris, Office Mgr.

Medical Diagnostic Services, Inc. is now celebrating its eleventh year in the security industry as manufacturers of the Focuscope™ modular borescope system, Probe Lite™ flexible inspection light, Magnascope™, otoscope-ophthalmoscope system and other

inexpensive diagnostic tools for the locksmith/ safeman.

Medeco Security Locks, Inc.
P.O. Box 3075
Salem, VA 24153
(703) 380-5000
FAX: (703) 380-5010
Key Personnel: Tim Layton, Pres.; Philip Willmott, VP-GM

Medeco Security Locks, Inc. manufactures high security locks and lock cylinders. The Biaxial lock design offers key control, masterkeying, pick and drill resistance, and is UL listed and pat-

ented. Medeco offers locks to a wide variety of industries, including institutions, residential, business, and OEM applications.

Meilink Safe Co.
6245 Industrial Pkwy.
Whitehouse, OH 43571
(419) 877-5352
Key Personnel: James Akers, Pres.

Supplier of complete line of home safes, record safes, data safes, money chests, insulated files and insulated vault doors. Prompt quotation and delivery on custom money chests.

Meister Atlanta Corp.
3673 Clairmont Rd.
Atlanta, GA 30341
(404) 451-9700
Key Personnel: Harry Detlefs, Pres.;
Renate Detlefs, Sec'y.
Heavy duty strike plates H1280 and
2000.

Merit Metal Products Corp.
242 Valley Rd.
Warrington, PA 18976
(215) 343-2500
FAX: (215) 343-4839
Key Personnel: Adam Stefanowicz,
Nat'l. Sales/Mktg. Mgr

We are manufacturers of brass replacement cylinders, mortise and rim. We also manufacture specialty locks such as gate locks and sliding or pocket door locks. Finally, we make a full line of solid brass decorative hardware for windows and doors including hinges, door stops, etc.

Metal Building Technologies
P.O. Box 10952, #108
Houston, TX 77292
(713) 683-6859
Key Personnel: Steve Ruiz, General
Mgr.; Irene Ruiz, Bookkeeping; Deneen
Harrison, Sales

MBT is the inventor of the Lockguard plate for aluminum store door fronts. It is easy to install and all hardware is included. Please call 713-683-6859 for brochure and price or order forms. Quantity price discounts are available for suppliers. Our plates come in black and gray color.

Metal Products Engineering, Inc.
3864 Santa Fe Ave.
Los Angeles, CA 90058
(800) 824-0222, (213) 581-8121 (CA)
Key Personnel: L.R. Luppen, Pres.
Manufacturer of MP Key Chests (Key
storage cabinets.) Item 3450-030, 30

medeco®
HIGH SECURITY LOCKS

***The market leader
in locking systems
for security, safety,
and control.***

[Click here for more information](#)

key capacity; Item 3450-040, 40 key capacity; Item 3450-060, 60 key capacity; Item 3450-080, 80 key capacity.

Micro Timer & Controls Inc.

2603 NE 17 Terrace
Gainesville, FL 32609

(904) 377-1946, (800) 438-1630

Key Personnel: Dan Hargrove, Sales Mgr.

Manufacture of time controllers. All timers work in the event of AC power failure. System Four timer used for access control, automatic arming of alarm systems, and control of door strikes or releases. Sav-A-Guard (R) is used to monitor security guards as their rounds are made. If a guard does not perform duties properly, a signal is sent to a central station.

H.E. Mitchell

118 S.E. 8th Ave.

Portland, OR 97214

(503) 236-9444

Key Personnel: R.L. Messing

MIWA Lock, Canada

Box 3708, Station "D"

Edmonton, Alberta T5L 4J7

(403) 453-5226

FAX: (403) 452-7551

Key Personnel: Gary J. Mozak, Sales Mgr.

MIWA's combined high-technology cylinder, with a full line of rugged hardware, are a proven combination of restricted key security with old-fashioned virtues such as durability, reliability, and quality manufacture. MIWA Lock products, using advanced technology like the EC cylinder, utilize coded magnetic fields. The EX cylinder is a unique hybrid that insures maximum security through the combination of both magnetic and pin cylinder construction.

MIWA Lock, USA

1911 E. Charleston Blvd.

Las Vegas, NV 89104-1942

(702) 382-9554

FAX: (702) 366-0909

Key Personnel: Will Schaff

MKI Industries

2532 Pratt Blvd.

Elk Grove, IL 60007

(708) 593-6080

FAX: (708) 593-6091

Key Personnel: Greg Kobelinski

Monarch Hardware & Mfg. Co.

752 Buckman St.

P.O. Box 548

Shepherdsville, KY 40165

(800) 826-5792, (502) 543-2281

FAX: (502) 543-3089

Key Personnel: W.G. Porte, Pres.; Ashley R. Rolfe, Group VP-Sales/Mktg.; Timothy C. Hutcherson, Nat'l. Sales Mgr.

A complete manufacturer of commercial grade exit devices in base materials of brass, bronze, aluminum and stainless steel. Shipped three weeks or less from receipt of order.

Mosler

1561 Grand Blvd.

Hamilton, OH 45012

(513) 867-4000

Key Personnel: A.M. Marzano, Pres.; J.C. Abbott, VP/GM, Phy. Security Div.; R. Nucaste, Prod. Mgr.

Mosler Inc., founded in 1867 and headquartered in Hamilton, Ohio, is a lead-

ing supplier of physical and electronic security systems, products and services to the financial, commercial and government marketplaces. Among its products are UL-listed vaults, vault doors, safe deposit boxes, record, money and data safes, and a complete line of electronic security monitoring, access control, closed circuit television, and drive-in banking systems.

MRL, Inc.

7640 Fullerton Rd.

Springfield, VA 22153

(703) 569-0195

Key Personnel: C.S. Moorefield, Chairman of the Board; Carlton Moorefield, Jr., Pres.

Continued on page 62



**To be a World Leader
You Need Quality
Products, Innovative
Technology and
Strong Partners.**

[Click here for more information](#)

MRL, Inc.

Continued from page 61

Manufacturer of quality electronic security and access control systems since 1969. Products include: Crypto Code stand-alone digital access control systems; Entrodyne DIAM 50-3 line supervising equipment; Sound Alert audio discriminator systems; R.F. transmitters and receivers; simulated cameras.

Mul-T-Bolt Corp.

54-45 44th St.
Maspeth, NY 11378
(800) 622-5625, (718) 392-9000
Key Personnel: Mark Berger, Nat'l. Sales Mgr.

A Division of Securitech Group, Inc., Mul-T-Bolt Corp. manufactures 100% American made 4-point door locking systems. Recently introduced the lock industry's first security exit device, the Series 8000 panic exit deadlock system, all bolt, no latch. Listed by UL.

Multi-Lock, Inc.

2027 Harpers Way
Torrance, CA 90501
(213) 320-6400

Mul-T-Lock Corp.

54-45 44th St.
Maspeth, NY 11378
(800) 622-LOCK, (718) 392-9000
Key Personnel: Mark Berger, Nat'l. Sales Mgr.

Manufacturer of multiple-point locking systems with standard keyways or Medeco cylinders, 100% made in U.S.A. UL listed. New model 4100 requires no special tools for 2 3/4" backset installation in hollow metal doors. Security locks for security professionals.

Murphy Hinge Co.

641 Center Ave.
Mamaroneck, NY 10543
(800) 645-7455, (914) 698-4811
Key Personnel: Ray Plunkett, Sales Mgr.

The original replacement hinge for aluminum store doors. Easy and fast installations, high profits.

Mutual Screw & Supply

68 W. Passaic St.
Rochelle Park, NJ 07662
(201) 845-5700, (800) 222-0324
Key Personnel: Herb Migdal, Pres.; Mark Warner, VP; Robert Garfinkel, Nat'l. Sales Mgr.

We are a full line distributor of packaged and bulk fasteners, nuts, bolts, screws, washers, etc. with particular emphasis on security screws, in steel and stainless steel.

National Cabinet Lock

200 Old Mill Rd.
P.O. Box 200
Mauldin, SC 29662
(803) 297-6655
Key Personnel: Dave Bowers, VP/GM; Don Bjork, Dir. Sales/Mktg.; Larry Roddy, Prod. Mgr.

Under the STOCK LOCKS trade name, National Cabinet Lock offers from its product line a selection of over 600 packaged stocking units for retail sales through locksmiths.

The National Hardware Network

9116 Gravelly Lake Dr. SW #105
Tacoma, WA 98449-0179
(206) 588-1872
Key Personnel: Donald Anderson

The National Locksmith

1533 Burgundy Pkwy.
Streamwood, IL 60107
(708) 837-2044
FAX: (708) 837-1210
Key Personnel: Marc Goldberg, Editor/Publisher; Tom Miodoch, Ad Sales Manager; Debbie Schertzing, Ad Sales

Publishers of the locksmith's favorite magazine, code books, and technical manuals.

National Security Safe Co.

P.O. Box 1431
Orem, UT 84059
(801) 226-0245
Key Personnel: Glen Nilson, Walt Crosby

Nel-Tech, Inc.

10831 SW Cascade Blvd.
Portland, OR 97223
(503) 620-8540,
(800) 547-6954 (Nat'l.)

Nel-Tech manufactures a line of durable control panels for residential and commercial sites. In addition, they provide interfacing programmable remote keypads, decoders, shunt switches and assorted accessories. Nel-Tech also designs custom keypads with various finishes and button colors.

The New England Door Closer, Inc.

694 Union St.
P.O. Box 28
West Springfield, MA 01090
(413) 733-7889
Key Personnel: R.E. Longley, Pres.

The New England Lock & Hardware Company, Inc.

P.O. Box 544
South Norwalk, CT 06856
(203) 866-9283
Key Personnel: John S. Hines, Pres.; Jan Brown, Sales/Mktg.

New England Lock & Hardware Company manufactures the SEGAL brand vertical deadbolt and offers a complete line of bronze or iron rim locks and latches, mortise deadbolts and a full complement of cylinders ranging from simple replacement cylinders to high-security, pick resistant cylinders. All products made in USA.

NKL Safe Co.

1111 Cavalier Blvd.
Chesapeake, VA 23323
(804) 485-0200, (800) 528-9900
FAX: (804) 485-0271
Key Personnel: Mike Smith, Pres.; Wanda Smith, GM

Manufacturer of commercial and residential burglar resistant safes and drive-thru window security bars. Providing a full line of money, wall, vehicle, in-floor and roll depository safes carefully designed to meet the needs of both a wide variety of businesses and the homeowner. Specialists in custom designed security products.

**Norton Door Controls
Scovill Security Prod. Div.**

P.O. Box 25288
Charlotte, NC 28212
(704) 283-2101
Key Personnel: R. Hasbrouck, Mktg. Mgr.; R. Colye, Mktg. Mgr.; G. McQuillan, Nat'l. Sales Mgr., Norton

Numberall Stamp & Tool Co. Inc.

P.O. Box 187
High Street
Sangerville, ME 04479
(207) 876-3541
FAX: (207) 876-3566
Key Personnel: Rick Pellerin, Sales Mgr.

Manufacturer of pet ID tag. Machine and other types of metal making equipment.

OEM Inc.

194 Daniel St.
Hackensack, NJ 07601
(201) 489-2184
Key Personnel: Westley Zion, Richard Septon

Ohio Traveling Bag Mfg. Co.

811 Prospect Ave.
Cleveland, OH 44115
(216) 621-5963

Omnia Industries, Inc.

P.O. Box 330
Cedar Grove, NJ 07009-0330
(201) 239-7272
Key Personnel: Alberto R. Comini,
Pres.; Fred Marzullo, Prod. Mgr.; Bar-
bara E. McGrath, Mktg. Mgr.; John L.
Barwick, Sales Mgr.

Omnia manufactures solid brass
builders' hardware since 1964. The
company offers entry sets, interior
latch sets, narrow stile mortise locks with
trim, cremone bolts, surface bolts,
door stops, door knockers, switch-
plates, house numbers, cabinet hard-
ware and bath accessories.

Pacific Security Products

307 S. Raymond Ave.
Alhambra, CA 91803
(800) 331-0785 or
(818) 570-4655
Key Personnel: Denise E. Ambrose,
Pres.; John Stahl, VP

Manufacturer of fire safes, floor safes "C"
and "B" rate chests, rotary hoppers and
convenience store safes our specialty.
Special quotes accepted.

S. Parker Hardware Mfg. Corp.

Parker Dr.
P.O. Box 9882
Englewood, NJ 07631
(201) 569-1600

PDQ Industries Inc.

208 E. Main St.
Brownstown, PA 17508
(717) 656-4281, (800) 441-9692
Key Personnel: Patrick Tell, VP-Sales;
Richard Rubin, Dir.-Mktg.

Offer complete line of cylindrical, mor-
tise and residential locks in most popu-
lar designs, finishes and 23 different
keyways. Commercial products are UL
listed and comply with ANSI. Keyways
available include: Arrow, Corbin, Russ-
win, Schlage, Sargent, and Falcon. Mas-
terkeyed jobs delivered within three
weeks; most stock orders delivered within
one week.

Peerless Sales Co.

1950 Hawthorne Ave.
Melrose Park, IL 60160
(312) 865-8870
Key Personnel: Walter Griffing, Pres.;
Walter Snodell, VP Sales; Art
Mraz, Sales Mgr.

Peerless manufactures the world's
largest and most complete line of tele-
vision, audio visual, video recorder and
closed circuit television accessory pro-
ducts. The many products include
security fasteners, security hardware.

stands, mounts, carts and brackets for
the desk, wall and ceiling.

The Penetrator

7211 Windover Way
Titusville, FL 32780
(407) 267-0700
Key Personnel: Lew F. Noyes Jr. CML,
Eleanor M. Noyes, Owners.

The Penetrator is a safe drill-rig. Its fea-
tures are lightweight, controlled drilling
and a thrust bearing which relieves all
pressure from your drill motor. Price has
remained the same since 1985. Individ-
ual hand finished and made in the USA.

**Perma Vault/Bonafide
Factory Prod.**

P.O. Box 473
Huntingdon Valley, PA 19006
(215) 364-0330
Key Personnel: Marvin Sobel, Pres.;
Irving L. Plaksin, Exec. VP.

Perma Vault cash protection units, in
room safe deposit boxes, in wall safes,
hopper safes.

The Peterzell Co.

P.O. Box 521357
Longwood, FL 32752-1357
(407) 830-1171
Key Personnel: Victor Peterzell,
Pres.; Betty Eichelberger, Office
Mgr.; Abe Peterzell, Sec'y.

Personal protection devices, battery
operated door and window alarms, key
accessories, door viewers and door
knocker viewers, door annunciators, low
cost home burglar alarm systems.

Phoenix Industries Inc.

P.O. Box 38
Linwood, KS 66052
(913) 723-3203
FAX: (913) 723-3507
Key Personnel: Jeff Coatney

Since 1979, Phoenix Industries has spe-
cialized in the manufacture of a con-
stantly expanding line of high quality
security bars.

Precision Products, Inc.

P.O. Box 4441
Lexington, KY 40544
(606) 233-1570, (606) 255-7774
FAX: (606) 231-8412
Key Personnel: James L. Taylor, Pres.;
Michael Miller, Dir.-Mktg./Sales

Manufacturer of TRI.

Preso-Matic Lock Co., Inc.

3048 Industrial 33rd St.
Fort Pierce, FL 34046-8694
(407) 465-7400

FAX: (407) 461-1050
Key Personnel: Albert C.
Sanowskis, Pres.; Mary Ann
Sanowskis, Sec'y./Treas.

Preso-Matic pushbutton combination
door locks are mechanically operated.
Four digit combination locks have
10,000 possible combinations; seven
digit locks have 10,000,000. PM locks
can be mastered with six digit masters.
Double combination locks operate by
combination on both sides of lock. New
narrow style lock for narrow style glass
doors.

Presto Lock, Inc.

100 Outwater Lane
Garfield, NJ 07026
(201) 340-1007
Key Personnel: J. Orabona, Pres.; Carl
Mann, VP Sales.

Combination locks and deadbolts. All
are resettable without the need for a
coin or special tool. Changable
cylinder padlock with interchangeable
shackles.

Programmed Marketing, Inc.

260 West Ave.
Stamford, CT 06902
(203) 353-1200
FAX: (203) 348-3473
Key Personnel: Nick Ohnell; Ted Grej-
tak; Nick Toscano

Hudson Lock.

Pro-Lok

2760 S. Harbor Suite H
Santa Ana, CA 92704
(714) 641-1249
Key Personnel: Adam Weinraub

Racal-Chubb/PGI

P.O. Box 1505
Palm Harbor, FL 34682
(813) 785-0642
FAX: (813) 784-9279
Key Personnel: James R. Ringold, Pres.

Racal-Chubb is a full line supplier of UL
listed products including class 2 Insta-
vaults®, Class 1, 2, and 3 vault doors,
TL-15, TL-30, TRTL-30 and TRTL-30X6 safes.
Also available are night depositories,
safe deposit boxes, and access control
systems.

Ram Corp.

8306 Wilshire Blvd. #10
Beverly Hills, CA 90211
(213) 559-1988
FAX: (213) 559-7021
Key Personnel: S. Balgobin, Owner;
Sam Scott, Mgr.; M. Kaplan, Sales Mgr.

New security alarm—detects motion through solid objects such as walls without using an outside sensor. When activated, emits loud barks just like a real dog. Automatically turns itself on and off. Sold off the shelf. Requires no installation. Two models available. One model works with a two year battery; the other 110 volt battery.

R & D Tool Co.

7705 R.C. Gorman Ave. N.E.
Albuquerque, NM 87122-2738
(505) 828-2664

Key Personnel: Douglas W. Joosten, RL, Pres.; Ruth Joosten, Sec'y./Treas.

We have been in business a number of years manufacturing and selling the GM pickset. It will pick and decode all GM side-bar locks. We now have a patent on the pickset.

Reading Body Works, Inc.

Hancock Blvd. & Gerry Street
Reading, PA 19610
(215) 775-3301, (800) 352-2206 (In PA), (800)-458-2226 (Outside PA)
Key Personnel: Jack O'Donnell, VP-Sales

Manufacturer of service bodies, stake and platform bodies, crane and aerial bodies, enclosed and walk-thru bodies,

pickup caps, pickup and van accessories. Available in corrosion-resistant A-60 galvanized steel or weight-saving aluminum. Exclusive Lectro Life priming system. Three and five year limited warranties. Distribution network throughout US.

Redi-Line Generators

4301 Kishwaukee St.
Rockford, IL 61109
(815) 226-3030
Key Personnel: Michael B. Mungor, Product Mgr.

Rixson-Firemark, Inc.

9100 W. Belmont Ave.
Franklin Park, IL 60131
(312) 671-5670
Key Personnel: Carol Houk, AHC-VP Mktg.

Rofu International Corp.

3725 Old Conejo Rd.
Newbury Park, CA 91320
(805) 499-0316
FAX: (805) 499-3154
Key Personnel: Len Guyt, VP

Rofu International Corporation stocks for immediate delivery a wide selection of electric strikes, high security electric strikes, electromagnetic locks, switches,

lockshields, keyless access control systems and installation hardware.

Roton Corporation

1115 N. Ellsworth
Villa Park, IL 60181
(312) 941-0900
Key Personnel: Austin R. Baer, Pres.

Roton Corporation manufactures patented, continuous gear hinges which are applied to the full height of door and frame. Made of extruded aluminum alloy, Roton hinges are used in contract, retrofit, school, hospital and security applications for high-frequency doors with weights up to 1000 lbs. supported on shock absorbent, molded bearings.

Rytan, Inc.

2908 Oregon Ct., I-5
Torrance, CA 90503
(213) 775-8007, (800) 841-3919 (CA),
(800) 44RYTAN (Nat'l.)
FAX: (213) 212-6002
Key Personnel: Mike Sopko, Pres.; Carol Silbaugh, Mktg.; "Bo" Bowditch, Sales Mgr.

Key machine manufacturer; lock picks, hand tools, etc. Keymaster code machine with interchangeable kits.



***ASP - Your Auto Service
Center for the World***

[Click here for more information](#)

Sandstrom Products Co.

224 Main Street (Ship)
P.O. Box 547 (Mail)
Port Byron, IL 61275
(309) 523-2121, (800) 747-1084
FAX: (309) 523-3912

Key Personnel: James P. Sandstrom,
Pres.; Rick J. Hartssock, V.P. of Mktg.; Pat
Morthland, Lubricant Division Mgr.

Sandstrom Poxylube® lubricants are low
friction, lacquer-like products contain-
ing fluorocarbon, molybdenum disulfide
and/or graphite pigments. They are
designed to prevent corrosion, galling,
seizing and fretting.

Sargent & Greenleaf, Inc.

One Security Drive
Nicholasville, KY 40356
(606) 885-9411
FAX: (606) 885-3063

Key Personnel: Gary D. Kepler, Sales-
Mktg. Svc.; Ned R. Urschel, VP-Sales;
Gary R. Murphree, VP-Gov. Business
Dev.

Sargent & Greenleaf manufactures
Group I 6730 R-Locks and Group II
manipulation proof combination locks,
vault locks, high security key and com-
bination padlocks which meet military

and government specifications. Addi-
tional products: environmental pad-
locks, safe deposit locks, safe handles,
dials and rings, access control,
mechanical and electronic time locks,
and time delay locks.

Sargent Manufacturing Co.

100 Sargent Dr.
New Haven, CT 06511
(203) 562-2151
FAX: (203) 776-5992

Sargent offers a variety of door hard-
ware to the locksmith including mortise
and bored locks, auxiliary locks, door
closers and exit devices.

Schlage Lock

2401 Bayshore Blvd.
San Francisco, CA 94134
(415) 467-1100
FAX: (415) 330-5530

Key Personnel: Patrick Murphy, Rob
Guzikowski, Ernie Ware

Schlage Lock offers a full line of afford-
able security products including: dead-
bolts, door locks, electronic security sys-
tems, the new Key-n-Keyless electronic
entry lock and deadbolt and Primus, our
new high security cylinder.

Schwab Safe Co., Inc.

3000 Main St.
Lafayette, IN 47903-5085
(317) 447-9470

Key Personnel: Peter Neisel, Pres.;
Charles Marquardt, VP
Sales/Mktg.

Schwab manufactures a complete line
of UL rated fire resistant insulated safes,
files and vault doors. These products are
designed to protect paper, microforms,
and magnetic media from loss during a
fire. All Schwab products feature cus-
tomized interiors designed to meet the
user's special storage and protection
requirements.

Scosche

5160 Gabbert Rd.
Moorepark, CA 93021
(805) 523-0687
FAX: (805) 523-0761

Scotsman Security Products Inc.

P.O. Box 1250
Pine Grove, CA 95665
(209) 296-7777, (800) 321-GARD

Continued on page 68

NATIONAL
AUTO LOCK SERVICE, INC.

**National Auto Lock Service, Inc. offers a wide
range of equipment and services for the
Automotive Locksmith. From tools and hard to
find key blanks to transponder
programming, we can take the mystery out of car
service. We accept credit card orders, and can ship
COD. Contact us for the latest in
automotive technology.**

www.laserkey.com



Make Sargent &
Greenleaf's
Comptronic Locks
your choice for
electronic safe
locking solutions.

[Click here for more information](#)

Scotsman Security

Continued from page 66

Key Personnel: Robert R. Irmer, Pres./ Sales Mgr.; Elmagene Irmer, Sec-Treas/Mktg. Mgr.; William R. Irmer, VP/Mfg. Mgr.; Maria Irmer, VP/AP Mgr.

For 19 years, Scotsman has been developing and manufacturing with pride the highest quality products for the locksmith and builders hardware industries. Choice of tubular key machines: 747E, 747X and 747XU. Full line of narrow-stile aluminum store front high security protection: DorGard I, DorGard II, DorGard III, DorGard IV, DorGard V. New product: protective cylinder ring, Cylgard.

Sealeze Corp.

8013 Whitebark Terrace
Richmond, VA 23237
(800) 446-7325
FAX: (804) 743-0051

Key Personnel: Jonathan Pelly-Fry, Executive VP; Deborah New Lowry, VP, Finance; Helen Lewis, VP, Sales

As the originator of brush seal technology, Sealeze Corp. carries a full line of gasketing and thresholds to complement any door package. Sealeze also manufactures high-quality seals for commercial and residential applications.

Seco-Larm

17811 Sky Park Circle Ste. D & E
Irvine, CA 92714
(714) 261-2999
FAX: (714) 261-7326

Secur-A-Door Lock

Door Lock Co., Inc.
P.O. Box 881
Smithtown, NY 11787
(800) 233-5625

Key Personnel: Pete Norden

A permanently affixed locking device for steel buck doors.

Secura Key

19749 Bahama Street
Northridge, CA 91324
(818) 882-0020

Key Personnel: Frank Simon, Sales Mgr.; Martin S. Casden, VP

Secura Key is a manufacturer of card and keyboard access control systems. Products range from simple stand-alone units to complete systems. The Entra-comp series features the patented Touch Card slotless card reader. Touch Card readers are weather and tamper resistant. Custom printed cards and badges, as well as other accessories, are available.

Secure-It-Inc.

18 Maple Court
East Longmeadow, MA 01028
(413) 525-7039, (800) 451-7592

Manufacturer of the Kablit™ antitheft security device for physical security of computers and other office machines, usually attaches to your equipment without drilling or gluing. Sells for \$49.95. Catalog available.

Securitech Group Inc.

54-45 44th St.
Maspeth, NY 11378
(800) 622-LOCK, (718) 392-9000

Key Personnel: Mark Berger, Nat'l. Sales Mgr.; Mark Berger, Nat'l. Sales Mgr.; Christine Johannes, Customer Svc.

100% American manufacturer of locksmith-only high security deadbolts, automatic and multiple point locking systems. Featuring Double-Throw 2-inch deadbolt top rated by consumer reports and the new 1derbolt, 1½" throw deadlock. New panic exit deadlock system is the first 4 deadbolt UL listed exit device. Security locks for security professionals.

Securitron

1815 W. 205th St. Ste. 103
Torrance, CA 90501
(213) 618-0204

FAX: (213) 618-0144

Key Personnel: Bob Cook, Pres.; Vince Frallicciardi, VP; Scott Baker Nat'l. Sales Mgr.; Fred Barton, Advertising and Public Relations

Manufacturers of the Magnalock, the rust proof magnetic lock with the stainless steel case; the DK-20+ digital keypad, weatherproof with the versatility to interface with any electric lock; the revolutionary Touch-Sense Bar exit device; power supplies; electric key switch panels; timers; and custom control systems.

Security Door Controls

31280 La Baya Dr.
Westlake Village, CA 91360
(818) 889-1622

FAX: (818) 889-0281

Key Personnel: Dave Geringer, VP Sales; Rick Geringer, VP Tech. Svc.; Gary Thornberg, Cust. Svc.

For 16 years SDC has been manufacturing electric locks for the locksmith industry. Included in the SDC product line are electromagnetic locks, electric bolt locks, electric strikes, power supplies with battery back-up capabilities and a full line of switch control accessories.



HPC, Inc. Designing Excellence and Manufacturing Quality since 1956

[Click here for more information](#)

Security Latch

14055 Burchett
Plainwell, MI 49080
(800) 633-6622

Key Personnel: Robert Vanderboegh

Security Latch is used to add extra security to doors and exits equipped with panic exit devices.

Sensalight Corp.

4750 Cromwell
Memphis, TN 38118
(901) 363-1308

Key Personnel: Stephen G. Olita, Pres.

Sensalight Corporation manufactures "Sensalight" an ultrasonic light switch to help improve home security. The device takes the place of the existing on-off porch light switch and provides one minute of lighted entry when activated by the jingling of keys. No ambient sounds activate the device, only keys from 40 feet.

Sentrol Inc.

10831 SW Cascade Blvd.
Portland, OR 97223
(503) 620-8540 (800) 547-2556, (800) 253-5600 (Canada)

Sentry Door Lock Guards

P.O. Box 326
Danla, FL 33004
(305) 922-1604

Key Personnel: Michael W. Dorn, Pres.; E. Diana Dorn, Sec'y./Treas.

Trade names: Flin-Pin, Gard-Z-Em, Stop Thief, Interlock, K-Man, make-door guards for in and outswing doors, sliding door locks, hinge pins, door viewers.

Sentry Group

900 Linden Ave.
Rochester, NY 14625
(716) 381-4900, (800) 828-1438 (out of NYS),
(800) 462-6463 (in NYS)
FAX: (716) 381-8559

Key Personnel: Jack Brush, Chmn.; Dick Brush, Pres.; Doug Brush, Exec. VP.

Sentry Group manufactures a complete line of Sentry Supreme security products and UL rated fire safes for office and home use. Sentry Professional Quality safes come in a variety of sizes for various protection needs. Sentry Professional Quality offers a 5-year warranty and a lifetime after fire replacement guarantee on all fire safe models.

Serpico Inc.

5365 Enterprise Blvd.
Bethal Park, PA 15102
(412) 854-0808, (800) 854-1314
FAX: (412) 854-5305

Key Personnel: Gil Harris

Serr-Edge Machine Co., Inc.

4471 W. 160th St.
Cleveland, OH 44135
(800) 443-8097, (216) 267-6333
Key Personnel: Linda Ribar
Oakley, Office Mgr.

Serr-Edge, the manufacturer of the Easi-sharp Scissor Sharpener since 1940, believes that locksmiths can earn additional profits and add customers by having a scissor sharpening service. Since it only takes a minute to sharpen a pair of shears, the shop operator can also earn a good profit.

Sieveling Products Co.

P.O. Box 4287
Rockford, IL 61110
(815) 874-4030
Key Personnel: Bob Sieveling,
Owner; Jane Sieveling, Mgr.

Manufacturers of Squeeze-Play™, Clamp-King™, Door Core™, E-Z Pull. Locksmithing tools for the professional locksmith.

Silca Key Services, Inc.

9049 Dutton Drive
Twinsburg, Ohio 44087
(216) 487-5454
FAX: (216) 487-5459
Key Personnel: Barney Goldberg, VP-Sales; David Powell, GM

Silca keys and key duplicating machines featuring nickel plated brass keys, rubber headed keys and high security keys are now available directly from our facility in the US.

Silent Knight Security Systems

1700 Freeway Blvd. No.
Minneapolis, MN 55430
(612) 827-2681

Manufacturer of Squire Residential System.

Simplex Access Control

Front & Main Sts.
Collinsville, CT 06022
(203) 693-8391
P.O. Box 4114
2941 Indiana Ave.
Winston-Salem, NC 27115-4114
(919) 725-1331
FAX: (919) 725-3269

Key Personnel: Dave Creedon,
Pres.; Tom Nazziola, Sales Mgr.

Pushbutton combination locking devices with easily changable codes and completely mechanical in operation for various door cabinet and access control applications.

Slide Lock Tool Co.

P.O. Box 386
Louisville, TN 37777
Key Personnel: Elaine Selby, Owner;
Douglas Selby,
Sales Mgr.; Lorraine Selby,
Wholesale Mgr.

A lockout tool designed to unlock all "20" GM models equipped with the horizontal slide-lock systems.

SLS America

1212 Wood Street
Philadelphia, PA 19107
(215) 564-0272
FAX: (215) 564-0276
Key Personnel: Bruce Dearnley, Pres.

We are a North American manufacturer of very high quality safes and hold Underwriter Laboratory ratings for TL30, TRTL 15x6 and TRTL 30x6. Our product line also includes Porta Vaults manufactured from UL rated modular vault panels and vault doors.

Southern State Technology

P.O. Box 5739
Hollywood, FL 33083-5739
(305) 989-7735
Key Personnel: Don Barraclough

Stanley Hardware

195 Lake Street
New Britain, CT 06050
(203) 225-5111
FAX: (203) 225-1322
Key Personnel: David Loughran, Mktg.;
James A. Stevens, VP-Sales

The nation's oldest hinge manufacturer.

Star Key & Lock Mfg. Co., Inc.

1274 Flushing Ave.
Brooklyn, NY 11237
(718) 821-8300
Key Personnel: Herbert G. Stein, Pres.;
Lorraine G. Stein, Exhibit
Director; Harry Stein, Sec'y./Treas.

Star Key is proud to announce a new, revised edition of the company's popular Key Blank Comparative List, including all of the "Latest Star Additions" to date with the conversion numbers for Iico, National/Curtis, Taylor and Make of Lock.

Steck Manufacturing Co., Inc.

1115 South Broadway
Dayton, FL 45408
(513) 222-0062, (800) 227-8325
Key Personnel: Ray Steck

Steck manufactures a complete set of car door unlocking tools as well as tools to remove car door handles and door trim panels.

Steelman/JS Products, Inc.

Centerpoint Business Park
4059 Industrial Road
Las Vegas, NV 89103
(800) 255-7011

Key Personnel: Jeffrey J. Marshall,
VP-Sales

Steelman/JS Products, Inc. manufactures and distributes various products for the professional under its brand name Steelman™. The products include Bend-A-Light, (high intensity flexible light tools); Brighteyes Headlights, (used for night impressing work, a flashlight when both hands are needed); and a new product, Inspector, a lighted adjustable inspection mirror.

Streamlight, Inc.

1030 W. Germantown Pike
Norristown, PA 19403
(215) 631-0600, (800) 523-7488

Key Personnel: Ray Sharrah, Sr. VP; Lori Hare, VP-Sales

Manufacturer of high tech aluminum and thermoplastic flashlights and lanterns. AA aluminum flashlight with push button tailcap. Transformable flashlight-headlamp converts instantly from conventional flashlight to hands-free headlamp. Adjustable beam tilts for task targeting.

Strong Arm Security, Inc.

2228 Kenny Way
So. San Francisco, CA 94080
(414) 952-7710

Key Personnel: R. Volosing,
Pres.; Z. Volosing, Rec. Sec.

Hardplate drilling equipment for opening safes. The razor sharp Strong Arm drill bits are custom ground on a diamond wheel, come in 7 sizes and are economically priced. The Strong Arm drill rig is a versatile and time proven unit utilizing the Bosch Hornet drillmotor. The rig is compact.

Superior Lock, Inc.

35056 Cordelia Ave.
Mt. Clemens, MI 48043
(313) 790-1820
FAX: (313) 469-3256

Key Personnel: Robert A. Clevio,
Pres.

Since 1969, Superior Lock, Inc. has manufactured Mortise, rim, dummy and thumb turn cylinders to supply the O.E.M., builders' hardware, and locksmith distributor industry. Superior Lock, Inc. cylinders are machined from solid bar brass, precision drilled key cuts and pin spacing interchange with original systems. Manufactured in the USA.

Superior Security Mfg. Inc.

6301 St. Louis Ave.
St. Louis, MO 63121
(314) 382-0000

Key Personnel: Harry Hicks

Supra Products, Inc.

P.O. Box 3167
2611 Pringle Rd. SE
Salem, OR 97302
(800) 547-0252
FAX: (503) 364-1285

Key Personnel: Larry Springgate, Area Mgr.; Jim Young, Mktg. Mgr.; Mark Nevstel, Mktg. Rep.

Manufacturer of KeySafes for home and industry. Combination style lockboxes eliminate the need to carry keys. Mortise and cam lock style lockboxes can be integrated into existing master key systems. Also available, Lost Key Service provides for the return of your lost keys. Products are available through wholesale distribution.

Tamperproof Screw Co., Inc.

30 Laurel St.
Hicksville, NY 11801
(516) 931-1616
FAX: (516) 931-1674

Key Personnel: Alaina Picitelli,
Pres.; Lewis Friedman, VP; George Friedman, Sales Mgr.

Major
MANUFACTURING, INC.

Installation Tools

The Professionals Choice

[Click here for more information](#)

Tamperproof Screw

Continued from page 74

Tamperproof offers a complete line of corrosion-resistant security screws designed to prevent vandalism and thefts, yet allows easy access to authorized personnel with the matching tools. These screws are virtually impossible to remove without the special matching screwdrivers.

Tank Security Inc.

P.O. Box 297
Mt. Kisco, NY 10549
(914) 241-1187
Key Personnel: John S. Ransom, Pres.; Robert A. Ransom, VP

Tank Security Inc. is a manufacturer and distributor of specialty safes and other specialty security systems. Major emphasis is on the Tank time delay cash safe line. Markets worldwide through dealer and distributor network. Information on all products is available from the company and dealer inquiries are invited.

Tech Manufacturing

P.O. Box 88
Rockford, MN 55373
(612) 477-5270
Key Personnel: Jerry Mattson, Pres.

Tech Manufacturing's combination cam lock can easily convert keyed cabinetry to combination security by directly replacing a standard 3/4" diameter eyed cam lock. It is available in a rack-mountable sealed plastic display bag. The locks are available in three lengths: 5/8" (K2001-5/8"), (K3001-3/4"), and 1-1/4" (K4001-1-1/4").

Telkee Inc.

Route 452
Glen Riddle, PA 19037
(215) 459-1100
Key Personnel: Anthony A. Salamone, Pres.; Peter M. Lindley, VP-Sales/Mktg.

Telkee is one of the oldest and largest manufacturers of dual tag key control systems. Telkee systems feature a three way visible cross index system to identify keys alphabetically, by hook number, or key number. Systems are available to hold 20 to 2200 keys.

Thug Bug of Connecticut, Inc.

P.O. Box 1062
205 Nutmeg Rd., South
South Windsor, CT 06074
(203) 282-9220, (800) 666-6106
FAX: (203) 291-9548
Key Personnel: David Zingle, Pres.; Susan Zingle, VP/Secretary; James Morrow, Technical Manager

The Thug Bug 3700 remote is a two button three-channel remote which includes starter interrupt, light flashing, valet, status LED, two transmitters, 120 DB siren, and shock sensor. Transmitter range is up to 150'. All Thug Bug remotes carry a limited lifetime warranty.

Tice Industries

2219 N. Vancouver Ave.
Portland, OR 97227
(503) 284-0122
Key Personnel: John Tice, Nancy Tice

Timtronics Technology

P.O. Box 9692
Canoga Park, CA 91309
(818) 718-0621
FAX: (818) 718-6741
Key Personnel: Lesa Conemac, Sales Mgr.

Timtronics Technology, manufacturer of the "Knightstick" and "Wedge Alert" alarm systems. The "Knightstick" secures sliding doors and sliding windows. The "Wedge Alert" secures inward opening doors. Both units emit a piercing 85 db audible alarm. These units are battery operated and portable, for home or travel, etc.

Trans-Atlantic Co.

440 Fairmount Ave.
Philadelphia, PA 19122
(215) 629-0400
(201) 316-9444
Key Personnel: Alan Paul Romanowicz, N.A. Millman

Transcience

179 Lud
Stamford, CT 06092
(203) 327-7810, (800) 243-3494
Key Personnel: Donald Bosak

Treskat

1694 Montauk Hwy.
Mastic, NY 11950
(800) 645-5657, (516) 399-5656
Key Personnel: Ray Nazzaro, Pres.

Manufacturers and distributors of software, video tapes, masterkey sets, and tools for the locksmith and security industry. Trade names: Perfect Master III, Keytrax, Code Buster, Perfect Inventory, Perfect Key Cross II, Perfect Pal, Popalok, Sidebar Masterkeys, Kwiky.

Trine Products Corp.

1430 Ferris Pl.
Bronx, NY 10461
(212) 829-4796
FAX: (212) 792-9127
Key Personnel: Gary Paley, Mktg. Mgr.; Tim Harding, Sales; Michael Cohill, Mktg. Media Mgr.

Electric strikes, pushbuttons, transformers, magnetic doorholders, chimes, switching mats, bells, buzzers.

Tru-Hone Corp.

1721 N.E. 19th Ave.
Ocala, FL 32670
(904) 622-1213
Key Personnel: James H. Gongelhoff

U.S. Lock Corp.

77 Rodeo Drive
Edgewood, NY 11717
(800) 525-5000
Key Personnel: Jim Ellis, Pres.; Dwight Boyer, Sec'y./Treas.

U.S. Lock manufactures a complete line of security and architectural hardware especially for locksmiths. The line features everything from padlocks to panic devices and is distributed through U.S. Lock Security Centers, a nationwide network of U.S. Lock authorized dealers.

Ultra Hardware Products

9246 Commerce Hwy.
Pennsauken, NJ 08110
(800) 426-6379
FAX: (609) 663-1743
Key Personnel: Herb Breggar; Jill Donaldson; Mike Freilich

U.S. Security Safe Corp.

3015 Dolores St.
Los Angeles, CA 90065
(818) 242-3156
Key Personnel: Phillip Alfeld, Pres.; Larry McCall, VP Mktg./Sales

High quality, low cost, fast delivery, dealers only, no direct sales. Complete line of floor safes, TL-15, TL-30, C rate burglary. Custom safes. U.S. Security dealers sell safes. Also hopper safes and depository slot safes.

Valentine Lock Products

175 Valentine Lane, Box 111
Yonkers, NY 10705
(914) 964-8877
Key Personnel: James R. O'Gara, Jr., C.E.O.

This young and energetic company provides field-tested, patented security products and tools to the residential, automotive and commercial locksmith. In-plant facilities range from prototype design to finished packaged products in wire or strip metal. Products include: The Problem Solver™, Handle-It™, Security-Edge™, Pic-A-Dilly™, Security Blank-It™, and Cam Power™. Manufacturing, packaging, marketing, advertising, and sales through wholesale worldwide distributors.

Valli & Colombo (USA) Inc.

P.O. Box 245
Duarte, CA 91010
(818) 359-2569
Key Personnel: Marinella Formenti,
VP/GM

Manufacturer of Valli & Colombo, Forges
& Fusital.

Vehicle Security Electronics, Inc.

21540-F Prairie St.
Chatsworth, CA 91311
(818) 700-7900, (800) 932-9999

Video Visions

161 Del Vale Ave.
San Francisco, CA 94127
(415) 681-9795, (415) 495-7217
Key Personnel: Steve Hess

Vigilante Burglar Bars, Inc.

35 Country Ridge Dr. N.
Port Chester, NY 10573
(212) 328-3700
FAX: (212) 893-7168
Key Personnel: Larry Kaufman, Sales
Mgr.

Manufacturers of the Vigilante Burglar
Bars as well as a complete line of innov-
ative steel security products. Sold exclu-
sively through locksmith distributors, it is
the strongest and most versatile security
line available.

Von Duprin, Inc.

2720 Tobey Dr.
Indianapolis, IN 46219
(317) 897-9944

Von Duprin is a manufacturer of door
exit hardware and electrical security
products and systems for over 75 years.

WD-40 Co.

P.O. Box 80607
San Diego, CA 92138
(619) 275-1400

Weiser Lock

5555 McFadden Ave.
Huntington Beach, CA 92649
(714) 898-0811, (714) 891-0384

Weslock

13344 So. Main St.
Los Angeles, CA 90061
(213) 327-2770
Key Personnel: Jim Locke, Mktg. Dir.;
Ray Fondran, Reg. Mgr.;
Wayne Durham, Reg. Mgr.

Weslock full line of residential lock sets
deadbolts and entry handles.

Winkhaus Corp.

P.O. Box 2456
Glenview, IL 60025
(312) 998-1460

Wilson Safe Co.

3031 Island Ave.
Philadelphia, PA 19153
(215) 492-7100, (800) 345-8053
FAX: (215) 492-7104
Key Personnel: Dick Wilson, Pres.; Ray
Wilson, VP; Margie Wilson

Wilson Safe imports and distributes a full
line of fire and burglary resistive safes.
The Diplomat fire safes are tested at
1800 degrees F and come in 16 model
sizes. The Reliance safes combine fire
protection with solid steel construction.
Each Reliance safe combines a ½" steel
door with a ¼" steel body which is
encased.

Windsor Industries, Inc.

86 Elinor Ave.
Akron, OH 44305
(216) 733-2266
(800) 678-2552
FAX: (216) 733-3103
Key Personnel: E.L. Gibitz, Pres.; John
Beck, VP/General Mgr.; Carolyn
Campbell, Office Mgr.

Windsor has exclusively designed a
product for storing key blanks in mobile
units. A 23½" x 25" lightweight steel loc-
board has specific hooks that not only
lock in place, but also prevent key
blanks from falling off. Starter set avail-
able. \$24.95. Wind- sor's other fine stor-
age products enable any handyman or
mechanic to organize their work areas
economically and efficiently.

Winner International

32 W. State St.
Sharon, PA 16146
(412) 981-1152
Key Personnel: James Winner, Pres.
and CEO; Bryn Dorracott, Senior Assoc.;
Stan Winner, Senior Assoc.; Karren
Winner, VP

"The Club" is an anti-theft device that
comes in two versions, one for auto-
mobiles and one for trucks. It works as a
slide and lock brace that locks onto
and across your steering wheel. Once its
locked in place, the extension end
makes it impossible to turn the steering
wheel. When attempting to turn the
steering wheel, the end is stopped by
anything immovable; the windshield,
the door post, or the seat.

Woodward Mfg. & Sales Co. Inc.

P.O. Box 217
Oostburg, WI 53070
(414) 564-2323, (800) 558-3536
FAX: (414) 467-8428
Key Personnel: Elmer Hazen, Pres.;
Larry Market, VP; Sue Bosch, Dir.-Sales

Lectro Truck, a battery powered hand
truck. One man moves loads up to 600
lbs and more. Maneuvers load with
pushbutton ease up and down steps,
on and off trucks, semis, vans, loading
docks, around corners, over landings,
bulkheads. Strong steel construction
moves with greater safety 1500 lb. loads.

Yale Security Division Scovill, Inc.

P.O. Box 25288
Charlotte, NC 28229-8010
(704) 283-2101

Young Bros. Stamp Works

P.O. Box 75
Muscatine, IA 52761
(800) 553-8248
Key Personnel: Jim Young, Pres.
Young Bros. Stamp Works has manufac-
tured steel letter and figure hand
stamps since 1904. Young Bros. also has
brass stencils and steel type and holders
in stock.

Z-Lock Mfg. Co.

1201 N. Catalina Ave., Box 949
Redondo Beach, CA 90277
(213) 372-4842
Key Personnel: J.S. Derman Pres.; M.
Curran, Operations; C. O'Brien, Sales
Computer disk drive, car radio cassette,
video cassette recorder, Nissan t-top
and hardbody tailgate, Corvette hood
latch, pickup spare fire and Diesel truck
fuel cap locks. Also imported tubular
cam or cylinder locks. Licensing rights
available.



*It's not safe
unless it's
Schwab Safe.*

[Click here for more information](#)

Schools

Acme School

Locksmithing Div.
11350 S. Harlem
Worth, IL 60482
(708) 361-3750

Acme's Locksmithing Course was developed for the individual with no experience or prior training, but who wishes to learn the craft and begin a locksmithing career, or for the individual with previous experience who wants to expand and further his abilities and techniques. This course is an in-house, hands-on, training program where you will learn by doing.

Foley Belsaw Institute

6301 Equitable Rd.
Kansas City, MO 64120
(800) 468-4449 (orders only),
(800) 328-7140 (customer service)

California Institute of Locksmithing

14721 Oxnard St.
Van Nuys, CA 91411
(818) 994-7426
Key Personnel: Joe Bergen, Vice Pres.;
David Williams, Assoc. Director; C.H.
Hasekian, Director.

Resident school established in 1972.

Colorado Locksmith College, Inc.

4991 W. 80th Ave.
Westminster, CO 80030
(303) 427-7773
Key Personnel: Howard Smith

We serve the Midwest, teaching a basic Locksmithing course, using the "hands-on" method to better equip our students. We hold resident classes only, with a term of three months. Students are awarded a diploma recognized by the state of Colorado. We practice what we teach.

HPC Learning Center

P.O. Box 2093
Schiller Park, IL 60176
(708) 671-6445
FAX: (708) 671-6343
Key Personnel: Jerry Hoffman,
Pres.

The HPC Learning Center offers three intensive, hands-on courses of instruction which include Basic Locksmithing (12 weeks), Advanced Locksmithing

(12 weeks), and Safe Manipulation (1 week). Students will work in an actual locksmith shop as part of the course.

Lockmasters

5085 Danville Rd.
Nicholasville, KY 40356
(606) 885-6041
FAX: (606) 885-7093
Key Personnel: Clayton Miller, April
Truitt

Locksmithing Institute

1500 Cardinal Dr.
Little Falls, NJ 07424
(201) 256-4512

NRI Schools

3939 Wisconsin Ave.
Washington, DC 20016
(202) 244-1600
FAX: (202) 244-2047
Key Personnel: Jim Valentine,
Media Director

Locksmithing and electronic security training is now available from NRI Schools. NRI gives you training in both locksmithing and electronic security systems in one complete new course.

You train at home, according to your schedule. Write to us today for your free catalog.

NY School of Locksmithing

1466 Broadway
New York, NY 10036
(212) 354-8777, (800) 223-6466
Key Personnel: Bert Michaels,
Dir.; Paul Viertels, Asst. Dir.; Al Luffey,
Registrar

Accredited by "NATTS," licensed by NY State Education Dept. Approved by the US Dept. of Justice. Recognized by the US Office of Education. Resident courses in: locksmithing, electronic security.

Security Education Plus

P.O. Box 497
Nicholasville, KY 40356
(606) 887-6027
Key Personnel: Rex E. Parmalee, Pres.;
Paul V. DeMichele, VP

Formed in 1985, we provide the security industry with on-site training programs relating to safes, vaults and other types of security containers that incorporate combination lock, time locks, and key locking mechanisms.

Universal School of Master Locksmithing

3201 Fulton Ave.
Sacramento, CA 95821
(916) 482-4216
Key Personnel: Rick Vanina, Pres.

Correspondence and shop training.
Working shop environment.

Video Visions

161 Del Vale Ave.
San Francisco, CA 94127
(415) 495-7217
Key Personnel: Steve Hess, Pres.

Videotape of GM's new square steering columns. Entire procedure shown for unlocking car and fitting primary and secondary keys. Detailed close-ups and discussion of tools needed and problems to look out for.



"A thousand dollars worth of fishing equipment and you can't snare a simple set of car keys?"

Miscellaneous

A & M Sales, Inc.

P.O. Box 5098
Huntington Beach, CA 92615
(714) 549-5003
FAX: (714) 549-7115
Key Personnel: Allan Oblath, Pres.;
Marsha Oblath, Sec'y./Treas.

Manufacturers' representatives to the locksmith and security trade; contract and builders hardware dealers. Covering the states of southern California, southern Nevada, and Arizona

The Alten Corporation

105 Jefferson Centre, Ste. 220
South Bend, IN 46601
(219) 232-9030
Key Personnel: Larry M. Blad, Pres.;
Fred Severns, VP

Alten Corporation's CargoLock™, Lock-Master™, and OverGuard™ are lock protection devices (LPD) engineered to be used on swing-out, roll-up, and storage area doors to provide solid defense against bolt cutters, hacksaws, prybars, hammering or tampering. These three easy-to-use LPDs are designed for use with standard 2" padlocks.

Armco Sales, Inc.

P.O. Box 952
Westminster, CA 92684
(714) 821-4403
Key Personnel: Mike Ghiorso, Pres.;
Dick Ugland, Vice Pres.; Allan Oblath,
Sec./Treas.

Manufacturers' representatives to the locksmith and security wholesaler; contract and builders hardware wholesaler, and the full-line hardware wholesaler. Covering the states of Calif., Ariz., and Nevada.

Doors, Inc. of Davenport

629 Perry Street
Davenport, Iowa 52803
(319) 322-1785
Key Personnel: L.W. Pennock, Pres.;
Tom Wilhelmi, Operations Mgr.; Meda
Keeney, Arch. Hardware Mgr.

Distributor of Curries hollow metal doors and frames. Complete stocking distributor of all architectural hardware, including Sargent and Yale products.

Facilitrac®

64 E. Broadway Ste. 230
Tempe, AZ 85282
(602) 967-8617, (800) 843-8722
Key Personnel: Mike Marinello, Mktg.
Dir.

Grandmaster®-PC-based computerized key control software. Tracks thousands of locks, keys, personnel and all other related information. Prints 14 informative reports for locksmiths as well as the office administrator. Easy to operate, simple to set-up, with multi-level password security and on-line help. \$385 from Facilitrac.®

The La Tourette Company, Inc.

2636 West Main Street
Los Angeles, CA 91801
(213) 682-2877
Key Personnel: Clifford B. Cox, Pres.;
Michael J. Rogers, VP

Safe deposit/bank vault specialists since 1925. Complete service and repairs, replacement locks, parts and keys. Broco thermal lance distributor/replacement rods.

National Alarm Computer Center, Inc.

P.O. Box 12520
Santa Ana, CA 92712
(714) 834-1208,
Outside CA (800) 854-3392,
(213) 687-3917
FAX: (714) 543-6719
Key Personnel: Mark Schubert, Mar-
keting; Kenneth R. Gresty, VP Custo-
mer Relations

N.A.C.C., Inc. is a complete all service, U/L monitoring central station for licensed alarm companies, offering a wide variety of state-of-the-art monitoring techniques for all makes of digital dialers and alarm panels. N.A.C.C., Inc. is equipped with a fully redundant computer system.

Robert W. Fischer

5217 W. Flight Ave.
Santa Ana, CA 92704
(714) 892-1133, (714) 839-6272
We sharpen all types key duplicating
machine cutters.

Programmed Marketing

260 Mill St.
Greenwich, CT 06830
(203) 531-5424
Key Personnel: Nick Ohnell, Ted
Grejiak

Hudson Lock.

Safety Technology International

2306 Airport Rd.
Pontiac, MI 48054
(800) 888-4784
Key Personnel: Lori Lynn Taylor, Dir.-
Mktg.; John F. Taylor, Nat'l. Sales Mgr.

STI's patented use proven products can stop what's bugging you—false fire alarms fire extinguisher theft, smoke detector damage, vandalism of cabinet mounted fire gear, unauthorized use of fire exit doors, emergency door problems and more. Call today.

Wico Distribution Corp.

6400 W. Gross Point Rd.
Niles, IL 60648
(708) 647-7500, (800) 323-0765,
(800) 426-WICO (IL Only)
Key Personnel: Dan Gunsteen, Merch.
Mgr.

Wico, an authorized Abloy Service Center, assembles the following locks using original factory parts: Abloy, Medeco, Fort Gem, Fort Apex, Chicago Ace, and Illinois Duo Locks. In addition, Wico stocks a complete line of Master and American Padlocks and manufactures a complete line of roto-top safes.

Year End Index

Alarms

- A Look At Aritech Mar., 20
- Schlage's Keepsafer Compact Mar., 22
- Jet's Security System Plus July, 31
- The Alarm Lock PG20 Nov., 52

Automotive (domestic)

- Tibbe Lock Update Jan., 68
- Pulling GM Steering Wheels Jan., 81
- Picking a Ford Ignition Feb., 12
- Make 85-'86 Camaro Door Keys .. Feb., 12
- Ford Ignition Removal Feb., 94
- Tips on the VATS System Mar., 12
- Making Keys for the
Ford Festiva Mar., 13
- GM Expands VATS Apr., 54
- '88 Buick Regal Service Apr., 99
- GM Sport Style Key Removal May, 9
- GM's New GEO May, 42
- Ford Glove Box
Cylinder Removal June, 14
- GM Trunk Lock Opening June, 14
- Chrysler's New Lock June, 22
- Stock Chrysler Key Service July, 16
- Berreta/Corsica: A to Z July, 36
- Make a '25 Ford Coupe Key July, 167
- Servicing Various
Glove Box Locks July, 167
- Ford Clipper Tool Aug., 18
- GM Door and Trunk Locks Aug., 18
- GM Column Service Sept., 15
- 1930 Buick Ignition Lock Sept., 107
- Update on Ford's Probe Oct., 58
- Chrysler Lock Suggestion Oct., 110
- Cut One Key for Two Fords Nov., 14
- Finding Semi-Truck
Ignition Codes Nov., 14
- Safe Spare Key for a Ford Nov., 20

Automotive (foreign)

- Working on a Volvo Feb., 86
- Ford Merkur Servicing Mar., 78
- Locating a '73 VW
Lock Cylinder May, 90
- Removing Renault Ignition
Locks July, 13
- Mazda's New MPV July, 120
- Picking Japanese Auto Locks Aug., 13
- The Suzuki Samurai Aug., 32
- Looking at Yugo Sept., 32
- The 1990 Nissan Axxess Oct., 21
- A New Key for a Rolls Royce Nov., 102
- '88-'89 Toyota U-Hauls Dec., 15
- The Nasty Nissan Dec., 132

Automotive (general)

- An Inexpensive Paint
Chip Guard Mar., 10
- Feeding Lock Rod
Through Trim Panel Mar., 13
- Compiling Auto Information Apr., 10
- Removing Broken Keys
From Locks June, 10
- Modifying Car Opening Tools July, 13
- Modified Flex Clip Tool July, 14
- Installing Steering Column
Screws Aug., 14
- Electric Knife Trunk Opener Sept., 12
- Servicing Camper Shell Locks Dec., 18
- Code For Camper Shell Locks ... Dec., 180

Business

- Tip for Gaining New Customers .. Feb., 10
- Vinyling for Dollars Feb., 56
- Business Briefs Apr., 96
- Sell Yourself Tip Sept., 16
- Business Briefs Sept., 72
- Business Briefs Dec., 174

Car Opening (domestic)

- Ford Vans with Square
Pushbuttons Feb., 14
- Ford Tempo Trunk Opening Apr., 12
- Chevy Astrovan Opening May, 14
- Repairing Chevy Slim Jim
Attack Nov., 20
- Opening an '87 Chrysler
LeBaron Nov., 104

Car Opening (foreign)

- '84 Porsche Opening Feb., 14
- '87 Toyota Tercel Opening Feb., 96
- Opening the Porsche 928 May, 9
- '87 Jaguar Opening Oct., 11
- Opening '85 Toyota Pickup Dec., 16

Car Opening (general)

- Across-the-Car Lockout Tool Feb., 14
- Snare Tool for Button Opening June, 9
- Opening Vertical
Locking Buttons Sept., 16
- Make Your Own Car
Opening Tools Oct., 14
- Make a Folding Slim Jim Dec., 16

Codes

- Hyundai Sonata Codes
(Y1001-2000) Mar., 66
- Toyota Corolla Codes 88+
(X0001-2000) Apr., 75
- Toyota Codes
(W0001-2000) May, 76

- Mitsubishi Codes
(E5001-7000) June, 84
- Fort Codes
(L001-1000) (001-1000) July, 139
- Nissan Codes
(1-4000) Aug., 69
- Nissan Codes
(4001-8000) Sept., 76
- Notes from the Code Hotline Oct., 90
- Master Large Pin Codes
(1-3200) Oct., 92
- Mazda MPV Minivan Codes
(10100-12099) Nov., 80
- Pundra Codes Nov., 102

Combination Locks

- Antique Combination Lock Sept., 62
- Manipulation Tip Oct., 10
- Combining Without a
Change Key Oct., 11
- A New Safe Lock Pick Nov., 28
- Opening an S & G Lock Nov., 100

Computers

- Computers and Masterkeying .. June, 70
- Computerizing the Locksmith Nov., 76

Door Hardware

- Lockable Mullion Alternative Jan., 22
- LCN Door Closers Apr., 22
- Trans-Atlantic Co. Products July, 58
- Rixson's Smok-Chek July, 62
- Unidentified Escutcheon
Plate Sept., 104

Electronic Locks

- An Overview of Electronics Feb., 20
- The SDC 600 Series Feb., 26
- Hirsch's ScrambleLock Feb., 28
- Electronic Locking, Part I Apr., 44
- The VoiceKey by Ecco May, 24
- Harrison Electronic Alarms May, 65
- Electronic Locking, Part II June, 48
- Electronics: Worth
the Trouble? July, 70
- Installing The Electric Lock Dec., 166

Humor

- Murphy's Locksmith Laws Feb., 76
- Finding "Good Help" May, 69
- What's In a Name? June, 80
- Can You Top This? June, 82
- Locksmithing During The
Holidays Dec., 122
- The Locksmith Fairy Dec., 158
- Humorous Locksmith Stories ... Dec., 168

Installation

- Preventing Drill/Ice Pick
Attacks on Adam's Rite Jan., 14
- Modifying Emergency Exit
Lock Cylinders Feb., 10
- Installing in Cement Filled
Frames Mar., 12
- Installing Key 'N Keyless July, 26
- Steel Door Deadbolt
Installation July, 166
- Additional Info. on
Steel Doors Oct., 110
- Aligning Tailpieces &
Screw Holes Nov., 12

Key Machines

- Unidentified Antique
Key Machine Jan., 79
- Clamping the Star OPL 70
in a Belsaw Machine Mar., 10
- Circle S Key Machine
Identified Mar., 76
- The Codemaster Conversion ... June, 42
- Improving Machine Jaw Grip ... July, 169
- Rytan's RY100 Duplicator Oct., 68

Keys & Blanks


- Keyblank Corner Feb., 92
- Making Keys for Older Locks Mar., 79
- Unidentified Key Apr., 102
- ALS Credit Card Keys May, 22
- Cutting Best/Falcon
Control Keys May, 89
- Spacing and Depth for
Best "M" Series May, 95
- Restoring a Worn Key June, 10
- Keyblank Corner July, 138
- Request for Knight Hawk II
Keyblanks July, 167
- WOLO Steering Wheel
Lock Blank Aug., 14
- '89 Honda Key Notes Sept., 103

Locks

- A New Chicago Wafer Lock Jan., 26
- Servicing Baldwin Locks Feb., 43
- Arrow Lock Products Apr., 27
- Protecting Locks with Champs ... Apr., 28
- Notes on the Pundra Locks Apr., 100
- A Star Lock on an
Antique Trunk Apr., 106
- Additional Pundra Lock
Codes & Cuts June, 104
- Bell Lock Replacement July, 165
- Packaging "L & T"
Locking Handles Aug., 96
- Lori Lock Products Sept., 26
- Bell Lock Cam Lock Info. Sept., 110
- Servicing Weiser "E" Locks Nov., 68
- The Yaletronic Touchcode Dec., 114

Locksmithing

- Picking Weiser
Key-in-Knob Locks Jan., 14



STRATTEC™

The world's largest
producer of automotive
locks and keys.

[Click here for more information](#)

Locksmithing

Continued from page 111

| | |
|---|-----------|
| Masterkeying Different Locks Together | Feb., 50 |
| Construction Masterkeying | Feb., 94 |
| Schlage Interchangeable Core ... | Mar., 36 |
| Problems with a Minimaster System | Mar., 80 |
| Essentials for Setting-up Shop .. | May, 92 |
| Picking the Dexter 3232 Knob Lock | June, 12 |
| Multiple Custody File Cabinets .. | July, 15 |
| Restricted Keying Motel Master System | July, 15 |
| Locksmiths and Bell Hangers | Aug., 64 |
| Cutting Code Keys | Aug., 97 |
| Solving an Access Problem | Sept., 10 |
| The Great Double Cylinder Debate | Dec., 136 |
| Expanding a Masterkey System | Dec., 178 |

Miscellaneous

| | |
|---------------------------------------|-----------|
| Locksmith Distributor Profiles .. | Jan., 30 |
| Meet a "Lady Locksmith" | Jan., 71 |
| Yankee Security Convention | Feb., 90 |
| Marlin Fire Arms Handcuffs ... | Mar., 76 |
| Servicing BMW Motorcycles ... | May, 48 |
| Additional Handcuff Info. | May, 89 |
| 1989 ALOA Booth Numbers & Map | July, 114 |
| Locksmiths Learn in Haiti | July, 129 |
| Rola-Case Storage System | July, 130 |
| The American Security Show | July, 135 |
| Safe Tech '89 | July, 137 |
| Locksmiths and Bell Hangers .. | Aug., 64 |
| Canada Lock Show | Aug., 67 |
| Wells Fargo Strong Box Opening | Aug., 98 |
| Precision Products | Sept., 68 |
| Views of NLSA and ALOA | Sept., 76 |
| Locksmith Manufacturer Profiles | Oct., 26 |
| News From ALOA | Oct., 88 |
| Silca Key Services | Nov., 46 |
| Yankee Booth Listing | Nov., 58 |
| ALOA Chapters | Nov., 98 |
| Car Opening Tool Case | Dec., 14 |
| Organizing Car Opening Tools .. | Dec., 14 |
| Notes From The Attic | Dec., 164 |

Padlocks

| | |
|--------------------------------------|-----------|
| Old Wrought Iron Keyed Padlock | Jan., 81 |
| Re-riveting Padlocks | Apr., 10 |
| Large Antique Mexican Lock ... | Apr., 104 |
| Yale Double-Cylinder Padlock ... | May, 91 |
| The Abus Diskus Padlock | July, 132 |
| Screw Key Padlock | July, 164 |
| Abus Diskus Broken Key Removal | Sept., 14 |
| Picking a Yale Champion | Sept., 14 |

| | |
|--|------------|
| Story Padlock for Identification | Sept., 103 |
| Old Padlock in Need of a Key .. | Sept., 105 |
| Conch Padlock Opening | Oct., 14 |
| Unlocking Resettable Combination Locks | Nov., 13 |
| Evaluating a Champion Padlock | Dec. 179 |

Safes

| | |
|---|------------|
| Thermal Lance Fire Protection ... | Jan., 11 |
| Victor Safe Service | Jan., 74 |
| Opening a Monster Diebold | Feb., 72 |
| A Cincinnati Safe Opening | Feb., 80 |
| Thomas Skidmore Safe | Feb., 94 |
| Opening a Large Iron Strongbox | Feb., 98 |
| Safe Service Tips | Mar., 56 |
| Opening Inner Safe Doors | Apr., 11 |
| An Inexpensive Drop Safe | Apr., 14 |
| Opening a Major Safe | Apr., 58 |
| Penetrating a Bank Safe | Apr., 68 |
| Mosler New Style Lug Door | Apr., 101 |
| Opening a 1250 Sentry Safe ... | Apr., 107 |
| Hall Inner Money Chest Tip | May, 10 |
| The Laughing Mosler | May, 44 |
| The Broken Drive Cam | May, 54 |
| Open a Hall's Cast Iron Safe ... | May, 95 |
| Drilling an Unidentified Safe ... | May, 97 |
| An Inexpensive Drill Rig | June, 11 |
| McNeil and Urban Safe | June, 100 |
| Renewing Worn Safe Dials | July, 14 |
| Cary Safe Inner Box Opening ... | July, 162 |
| Mosler Safe Opening | July, 165 |
| Rotary Hammer Conversion Tool | Aug., 12 |
| Replacing an Older Yale Lock ... | Aug., 14 |
| Buddy Product's Wall Safe | Sept., 65 |
| National Model E Round Door Chest | Sept., 104 |
| GSA Security Container | Oct., 76 |
| Drilling a Damaged Safe | Oct., 110 |
| Opening a McGunn Hold-up Safe | Nov., 11 |
| Drilling a Fire Safe | Nov., 11 |
| Opening The Sisco Protector ... | Dec., 160 |
| Drilling J&J Taylor Safes | Dec., 180 |


Service & Repairs

| | |
|--|-----------|
| Servicing Baldwin Locks | Feb., 43 |
| Weiser Key-in Knob Cylinder Removals | Mar., 9 |
| Removing Tamperproof Screws ... | Mar., 9 |
| Speeding up Service Calls | Mar., 10 |
| Insulated Fire File Lockout | Mar., 12 |
| Repairing Simplex Unican 1000 Locksets | Mar., 13 |
| Dissolving Superglue in Locks ... | Mar., 60 |
| Removing a Roll Pin | Apr., 9 |
| Opening a Fireproof File Cabinet | Apr., 103 |
| Solving a Cross Keying Problem | May, 10 |
| Procedure for Unlocking Mortise Cylinders | May, 12 |
| Opening an Omni-card Cable Lock | May, 14 |
| Modifying Corbin Clover Cams .. | May, 15 |
| Converting Single Cylinder Locks to Double | June, 12 |
| Kwikset Deadbolt with Broken Actuator | June, 14 |
| Servicing General Mortise Locks | June, 38 |
| Schlage Lockset Service | July, 46 |
| Corbin/Russwin Service | July, 166 |
| Rekeying Masterkeyed Cylinders | July, 170 |
| Sliding Glass Door Lock Opening | Aug., 13 |
| Adjusting the Plug Follower | Aug., 18 |
| Servicing U-Change Locks | Aug., 26 |
| Schlage Deadbolt/Entry Set Service | Aug., 95 |
| Broken Key Removal | Sept., 12 |
| "Rap" Method for Opening Cylinders | Oct., 11 |
| Modifying Wafer Lock Wafers ... | Oct., 14 |
| Servicing Weiser "E" Locks | Nov., 68 |
| Open a Jammed Mortise Lock ... | Dec., 13 |
| Make an Emergency Pin Tray | Dec., 16 |
| Repairing Exploded Mortise Locks | Dec., 150 |

Special Product Reviews

| | |
|-----------------------------------|-------------|
| Electronic Locking Products | Feb., 31 |
| Alarm & Security Systems | Mar., 28 |
| The Code-Alarm System 2000 ... | Mar., 34 |
| Door Hardware | Apr., 30 |
| New & Profitable Ideas | May, 28 |
| Padlock Review | June, 31 |
| Showstoppers | July, 75 |
| Key Machines on Parade | Aug., 37 |
| Safe Information | Sept., 38 |
| DHI '89 Houston | Oct. Insert |
| Tool Review | Nov., 40 |

Continued on page 182



The Yaletronics Touchcode

“The manufacturer has combined mechanical with electronics in a simple package which should not scare any of us. Touchcode offers the best of both worlds.”



Send your lock and key questions to Jack Roberts, The National Locksmith, 1533 Burgundy Parkway, Streamwood, IL 60107.

by Jack Roberts

The terms “Access Control” and “Electronic Security,” while virtually unknown to our industry in the not too distant past, have in recent years become common technology for many of today’s progressive locksmiths.

Access control is nothing new. It has been with us forever. Locks, keys, guards, sentries, tylers, passwords, or a simple “Keep Out—Trespassers Will Be Shot” sign are all access control, and therefore the term should not be intimidating to any of us since we use it every day.

Electronic security, also state-of-the-art terminology, has been around since the first electric doorbell was installed because access then became controlled electronically. All of us entered the world of electronic security the day we discarded the cigar box and purchased an electric cash register for controlling access to our money. So really, what else is new?

Keyless mechanical access control devices have been on the market for a number of years and many of us have elected to pursue this type of locking mechanism due to our fear of electricity and/or our lack of knowledge of electricity and electronics. While mechanical devices certainly have a place in today’s market they are often difficult to reprogram (change combos) and many times create problems for the end user who attempts to do it himself.


Yale Security, through their Electronic Division known as Yaletronics, has provided something new by giving us the best of two worlds. They have combined mechanical with electronics

in a simple package which should not scare even the most wary of us. Those of us who have not joined the wave of the future by staying away from electronics due to a fear of electricity, hard wiring, control panels, flashing lights, bells, horns and whistles can now provide our customers with keyless electronic access control by using the Yaletronic Touchcode System.



Totally self-contained, each Touchcode lock is a battery powered, no wiring required, stand alone unit that is designed to operate individually or as part of a total system of control. I prefer things simple and the Touch-

code is simple enough for even me to understand. It is an easy way to enter the field of electronic security without the fear of getting my fingers burned!


The Touchcode utilizes a standard 5400 series lockset. (See photograph 1.) Yale has removed the locking plunger and placed a 36 OHM solenoid inside the spindle for the inner knob. Photograph two shows the plunger in the locked position. In photograph three the proper unlock code has been entered and the plunger has been retracted to allow the outside knob to turn. Now that’s pretty simple, and it’s a really neat and compact package. Field service-



1. Standard 5400 series lockset.



2. Plunger shown in the locked position.



3. Plunger retracted to unlock position. (Note arrow.)

able if the solenoid should ever fail, the unit doesn't come up with any surprises during disassembly.

Our first attempt at removal and replacement of the solenoid and reassembly of the lockset took about 20 minutes. This, of course, is bench time only. Mechanically, that's about all there is to the Touchcode lockset.


Electronically, there is nothing that even the inexperienced technician can't handle with ease. The Touchcode is controlled by an electronically erasable and programable EEPROM on a 3" x 3" control board, backed up by eight transistors, a bunch of resistors, (we counted 35), seven diodes, two capacitors, three CMOS chips, a Piezo buzzer and a female connector for an external power unit. If you can attach the battery connections, you have it hooked up.

Photograph four shows the control board layout. The EEPROM is the large piece in the center of the board, replaceable if ever necessary. The Piezo buzzer is down and to the right of the EEPROM and directly below the buzzer is the connector for the EPU (external power unit). The arrow points to the access hole in the cover plate for the EPU connection. The rest of the stuff



***To be a World Leader You Need Quality Products,
Innovative Technology and Strong Partners.***

[Click here for more information](#)



4. Touchcode control board. Note EEPROM in middle.

on the board is beyond my ability to explain and maybe your ability to understand and we don't really need to go into it.

The touch pad (see photograph 5) is on the front side of the control board and is a familiar layout for all of us. The battery pack which holds eight AA batteries, is in the top of the inner case and is accessible by removing two philips head screws. (See photograph 6.) The Touchcode is shipped with philips head screws in the battery pack cover, but anti-tamper screws and a wrench are provided. These are tough little rascals to get started but you can use a magnetic driver without worrying about magnetic effects on the control board.

Installation is a rather straightforward procedure and should present no problems. For replacement of an existing Key-in-Knob lockset, two additional holes are required in the door at locations "B" and "C" and a groove must be cut, filed or routed in the edge of hole "A." (See illustration 7.) For a new installation the template provides all the information to prep the door. In either case, tape the template to the door in the proper position, mark and drill or bore as required. The latch is


Major
MANUFACTURING, INC.

Installation

Tools

The
Professionals
Choice

[Click here for more information](#)



Don't panic!
We have Security
Exit Devices.

[Click here for more information](#)



5. The touchpad.

installed first and our usual procedure of leaving the mounting screws loose to allow some latitude in engaging the latch with the retractor worked well with the Touchcode.

With the lockset and the exterior escutcheon (containing the touch pad and the control board) loosely assembled, route the battery wires through hole "B," align the through bolt of the interior mounting bracket with hole "C" and then install the lockset through hole "A" in the usual manner. (See illustration 8.) This is where the need for the groove in the edge of hole "A" becomes apparent as it allows room for the solenoid wires to pass back through the door to the control board.


Note: We have discussed this step of the installation with Yaletronics engineering and future production may eliminate the need for the groove by routing the solenoid wires through hole "B" instead of hole "A."

With careful attention to insure that wires are not being pinched, position the interior mounting plate and attach with the screw provided. (See illustration 9.) Pull this screw down snugly but do not tighten at this point. Remove

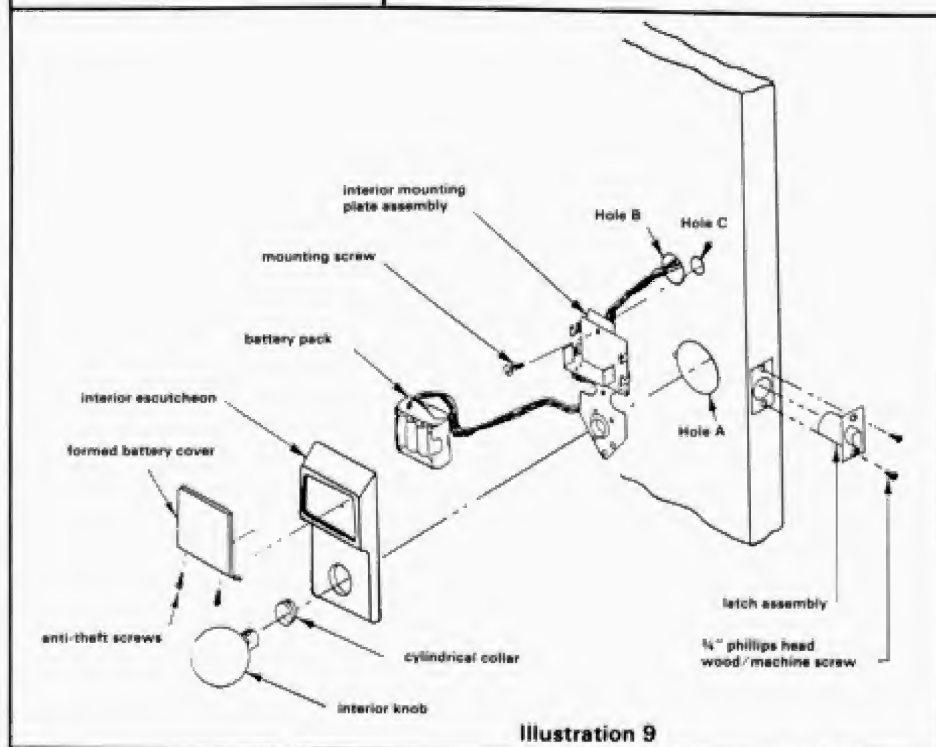
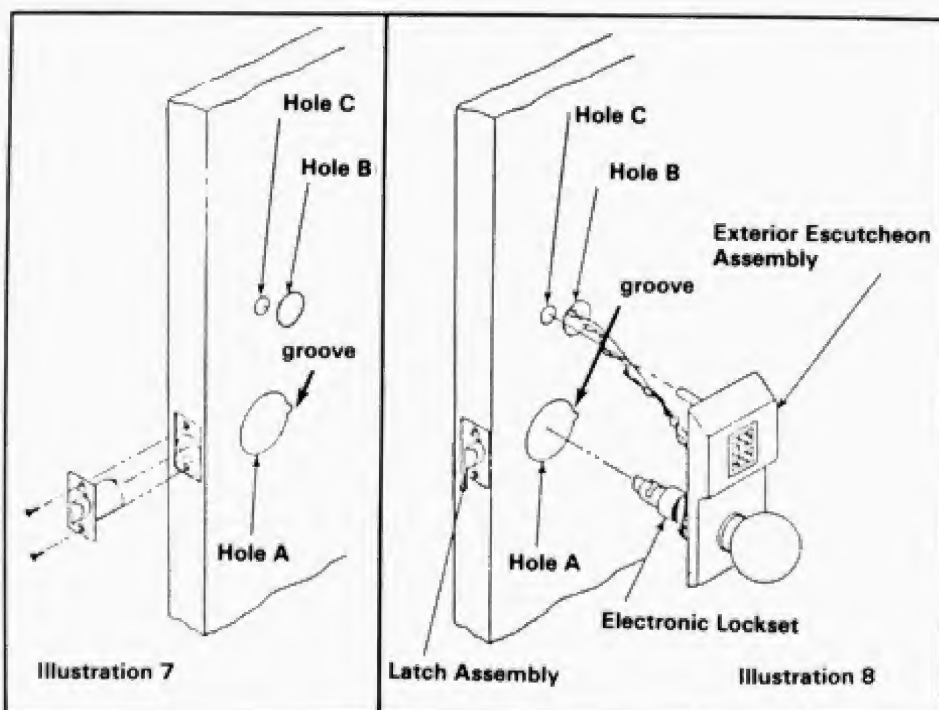


ASP Covers the World of Auto Locks

[Click here for more information](#)



6. Screws to remove for battery pack access.



the battery back coverplate and remove the battery pack from the interior escutcheon. Next, place the interior escutcheon in position with the top edge fitting behind the tab on the mounting plate and install the spindle collar. Now, tighten the mounting plate screw, accessible through the battery pack opening (see photograph 10), and tighten the latch screws.


Attach the battery pack wires as shown in illustration 11, and place the battery pack into its cavity in the interior escutcheon. Making sure that all wires are clear of the housing and will not be pinched, install the interior knob on the spindle and you are ready to test the unit for proper operation. (See photograph 12.)

Before we test this rascal however, let's find out just what it is that we are testing for. The Yaletronics Touchcode system is designed to provide access to three different users or user groups with the ability to "lock-out" any one, two or all three users or user groups at any time by the use of a "lock-out" code.

Standard terminology that we are accustomed to with a key operated system is somewhat different with the Touchcode system. A change key becomes an "unlock code," a control key becomes a "lockout code," and a master key becomes an "executive or emergency code." Two additional codes are available: the master lockout code, which immediately locks out all three unlock codes, and a "pass code" which allows for reprogramming of all of the codes in use.

In effect, the Touchcode unit provides the ability to "change combinations" at any time with a few key strokes on the touch pad. As an example, let's assume a supervisor for the computer room is assigned unlock code #1 and the staff is assigned unlock code #2. The supervisor is terminated and a new supervisor assigned. Lockout code #1 is entered on the touchpad and unlock code #3 is activated. The previous supervisor is now locked out and the new supervisor has access to the room. Codes can be any combination of six digits from 000000 to 999999 which makes for thousands of useable combinations.

Now, with the installation complete and an idea of what this thing is supposed to do, let's run our test. A factory programming sheet is provided with each unit listing all the codes entered at the time of assembly. Enter unlock code #1, (an audible tone is heard with



10. Mounting plate screw in battery back opening.

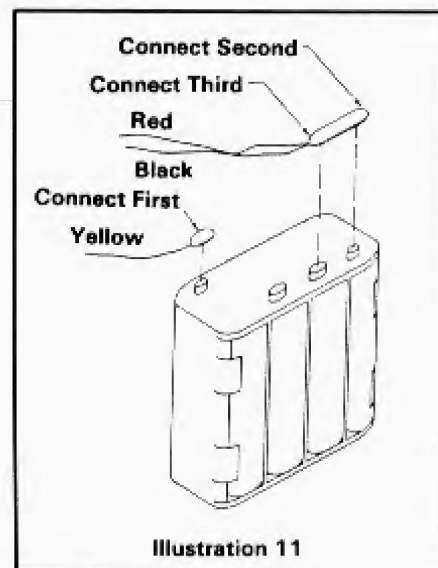


Illustration 11

each key stroke) when all six digits are entered turn the outside knob and the latch should retract. Next enter lock-out code #1. When all six digits have been entered, three "beeps" will be heard indicating that the lockout code has been accepted.

Now enter unlock code #1 again. A two second tone will be heard, and the knob should not turn. Re-enter lock-out code #1 and then unlock code #1 and the knob should turn and retract



HPC, Inc.
Designing Excellence and
Manufacturing Quality
since 1956

[Click here for more information](#)

NATIONAL
AUTO LOCK SERVICE, INC.

National Auto Lock Service, Inc. offers a wide range of equipment and services for the Automotive Locksmith. From tools and hard to find key blanks to transponder programming, we can take the mystery out of car service. We accept credit card orders, and can ship COD. Contact us for the latest in automotive technology.

www.laserkey.com



Make Sargent
& Greenleaf's
Comptronic
locks your
choice for
electronic
safe locking
solutions.

[Click here for more information](#)



12. The unit completely assembled and ready to use.

the latch. Check each code on the factory programming sheet in this same manner, and the key override (Model 2160), and the unit is ready to become operational.

The "beep" tones can be turned on or off and the unlock time can be set from four to 16 seconds with a few strokes on the keypad. Although a fresh battery pack should operate for approximately 6000 operations, or about one year, a "low battery" alarm will sound after any valid unlock code is entered if the power is diminishing. An external power unit (EPU) is available from Yaletronics which can be plugged into a unit with dead batteries for access if the unit does not have a mechanical key override.

Available with (Model 2160) or without (Model 2150) a key override, five different knob designs and three finishes, the cylindrical Touchcode from Yaletronics should provide you with that first step into the world of electronic access control. Additionally, the Touchcode system has been adapted to the Yale 8700 series mortise lockset which is an easy retrofit to a mortise installation and one which we will cover in a future article.

For more information contact: Yaletronics, P.O. Box 25288, Charlotte, NC 28229-8010, (800) 438-1951, ext. 340. ■

Locksmithing During The Holidays

On The Lighter Side

"Everywhere you look, you see Santa Clauses. I remember the days when one Santa could work an entire town. Now, come Christmas, Santa's not the only one in the red."



by Sara Probasco

"I hated to call you on Christmas Eve, but I've looked everywhere for the key." (Sound familiar?) Don followed Mrs. Newsome to an unusually tall closet door beneath the broad, curved staircase which led to the second floor. "My family will be arriving this evening, and I must get my Christmas closet

open," she continued. He quickly picked open the lock and stepped back while Mrs. Newsome swung the door open with a sigh of relief.

"Do you have time to help me with one more thing?" she asked. Then, without waiting for a reply, she instructed, "Here, grab hold and help me roll this thing into the living room."

Reaching into the dark closet, Don touched a large form, draped in sheeting. Although it wasn't heavy, it did require some careful maneuvering to roll it around the corners, through the doorways, and across the carpet to the designated place near the large fireplace.

"There," Mrs. Newsome said, smiling.

With a flourish, she unveiled a large, permanent Christmas tree, resplendent with tinsel, balls, icicles, and a golden angel on top, just as she had left it the year before. "I had my handyman put it on a stand with rollers," she said, arranging the sequined tree skirt to hide the base. "It sure takes the headache out of decorating."

Not everyone has a special closet for their Christmas tree, but for most of us, Christmas is a special time of year. It is a time of reflection, families, celebrating, a time when you feel close to everybody (especially in the check-out lines), a time when the shoppers all around you seem to be filled with excitement

SRI
SECURITY
RESOURCES INC.

SRI and Steve Young are working together to bring you the best in locksmith tools and supplies.

[Click here for more information](#)



**To be a World Leader
You Need Quality
Products, Innovative
Technology and
Strong Partners.**

[Click here for more information](#)

and "brotherly shove."

We do a lot of unusual things at Christmastime, like standing outside in the smog with our friends singing, "It came upon a midnight clear" and sitting in the living room beside a dead tree, eating goodies out of an old sock.

Many people feel that Christmas is a time for children. It is charming to see them all lined up in the department stores, waiting to talk to Santa, some with their parents, some with long lists clutched in their little hands, some with chicken pox.

Everywhere you look, you see Santa Clauses. I guess I'm just getting old. I can remember when one Santa could work an entire town. Life was simpler then. It was a time when everything a child wanted for Christmas could be put into a stocking. Now, Santa's not the only one in the red, come December 25th.

People often do strange things at Christmastime. A locksmith from New Orleans was gazing out the front window of his shop one Christmas when he saw a woman with an arm-load of packages trying to get into her vehicle. It was a convertible, and it was parked directly in front of his lock shop. Wriggling a finger free, she tried the door on

the driver's side. It was locked. She maneuvered her way between parked cars to the other side and carefully balanced her purchases while she tried the passenger door. It, too, was locked.

By this time, wagers were being laughingly placed inside the shop, as to whether she'd summon one of the locksmiths to get her door opened. They continued to watch as the woman placed package after package on the hood of her car. Then she fished around in her purse until she found her keys and unlocked the door.

But the fun was not over. She tipped the front seat forward and proceeded to stuff her packages through the open door into the back seat, one at a time. Only when everything seemed satisfactory to her did she return her seat to its upright position, climb in, turn on the motor, and carefully raise the convertible top before driving away.

I observed a similarly ridiculous situation at a shopping center, recently. As two young men got out of a pickup, one called to the other, "Hey, be sure to lock your door. I left some packages in there." "Sure thing," replied the second guy. He obligingly reached through the open window, pushed down the door lock, and followed his buddy into the

store.

I guess we all have our favorite holiday stories. Mine happened several years ago. It was nearly midnight on Christmas Eve. Don and I had already helped the visiting grandbabies hang their stockings by the fireplace and had tucked them snugly into their pallets for the night. We slurped down a last cup of marshmallow-laced cocoa in the kitchen with our children, and finally bid them all good night. Our heads had barely touched the pillows, when the phone rang.

"Is this A-1 Lock & Key?" asked the strained voice. I handed the phone to Don. "I hate to bother you at this hour on Christmas Eve," said the voice, hesitantly, "but I'm desperate."

Anticipating a lock-out, Don said, "No problem. That's what we're here for. How can I help you?" He straightened in the bed and groped across me to the night table for a pencil and pad.

"This is Joe Marshal," the man replied. "I'm not very mechanical, but I got this present for little Joey for Christmas. He wanted it real bad. I've been saving up for months to get it. Anyway, I didn't know it was gonna have to be assembled." The young man



ASP - Your Auto Service Center for the World

[Click here for more information](#)



HPC has it all: Key Machines, Software, Books, Car Openers, Pick Sets, Tools, Door Guards, and Key Cabinets

[Click here for more information](#)

sighed. "I've been working on it for about four hours, now, and I just can't get it put together."

"Does it lock, somehow?"

"No, nothing like that."

"A toy safe?"

"No," Don heard him take a deep breath. "No, as a matter of fact, it's a Monsters-of-the-Universe wagon with two-way radios built in."

Don paused, unsure just how to respond. "I don't understand," he finally said. "Why did you call a locksmith?"

"Well," said the frustrated young father, "when I got stuck, I racked my brain, trying to think who I could call on for help. We're new in town, and don't know many people. So, I got out the phone book and started looking through the yellow pages. You were the only one I could find that sounded kind of mechanical and offered 24-hour service." There was a long silence. "I'll be glad to pay you, if it's not too much." Then he asked, in a small voice, "Could you help me?"

Don keeps an old Santa suit on the top shelf of our out-of-season-clothes closet for special Christmas occasions. It's a little moth-eaten, after all these years, but nobody seems to mind. He

likes to dress up in it and pretend that he's the real thing, when he's in a benevolent, holiday mood. With a "Ho! Ho! Ho!" he pulled it on, that night, and went out to help Joe Marshal assemble a space wagon for his son.

As fortune would have it, while Don and Joe were bent over the scattered pieces together, six-year-old Joey stumbled into the room, bleary-eyed. "Gosh!" he sputtered, his eyes growing wide with wonder. "Gosh! Santa Claus? Is it really Santa Claus?" he asked. With a sage smile, his father quietly scooped him up and carried him back to bed.

When Don returned home, he shared with me the events of the night. We couldn't help wondering how many years of Joey's young life would be enhanced by that vision of Santa Claus and his father working together to assemble his Monsters-of-the-Universe intergalactic space convoy wagon with two-way remote-communicators beneath the Christmas tree. We snuggled into our bed once more, but Don paused, straining to listen. "What was that?" he asked.

"I didn't hear anything," I responded sleepily.

"Sounded like something on the roof." He listened again. "Must be hearing things." He punched his pillow and settled into it.

As I lay there, thinking of Christmas, and Saint Nicholas, and little Joey, I had all but drifted off to sleep when a sound penetrated my consciousness. Was it only my imagination? I could have sworn that I heard a faint tinkling of sleigh bells and a voice, calling, "...Happy Christmas to all, and to all, a good night!" ■



STRATTEC™

The world's
largest producer
of automotive
locks and keys.

SRI
SECURITY
RESOURCES INC.

SRI and Steve Young are working together to bring you the best in locksmith tools and supplies.

[Click here for more information](#)

[Click here for more information](#)

The Nasty Nissan

“All in all, this car turned out to be a problem child when it came to opening, but it makes up for the trouble when it comes to making the first key.”



Send your car opening questions to: Shirl Schamp, The National Locksmith, 1533 Burgundy Parkway, Streamwood, IL 60107.

by Shirl Schamp



1. The 1990 Nissan 300 ZX.



2. Back side of the inside handles is now inaccessible.

It is that time of year again and all the new 1990 models are emerging. There is probably something that we can learn from each of them. I know that when we start to work on the Nissan 300 ZX (see photograph 1) we found that we were confronted with something we weren't prepared for.

To start with I think it would be fair to say that the engineers are aware of what we have been doing on this model opening on a lockout, so now they have blocked our access to the backside of the inside handle. (See photograph 2). They also placed a bolt through the glass itself about halfway up the win-

dow and attached it to the channel to keep us from bringing the glass out from the car, even though it doesn't follow a track. In photograph three you can see the track, so don't be fooled into thinking that this window is just laying against the rubber and you can




LOCKMASTERS
SECURITY
MANAGEMENT

TM

Click here
for more
information

Providing quality
tools, parts, and
service for
the security
professional.



3. Bolt is placed on the glass to keep window following this track, preventing easy tool insertion.

bring it out and insert whatever you want.

Upon approaching the car, we immediately fell into that trap of deception. We thought opening was going to be a snap since it appeared that the glass was just laying against the rubber. We went to our vehicle and got a wedge and an across-the-car opening tool. This tool is only about ¼" in diameter but there was no way that the 300 ZX window came out enough for the tool to enter. Maybe you could force it if you really tried but I feel that the chances are great that the window would break.

On the rear edge of the glass about center height was a fastener going right through the glass connecting it to the car frame. That didn't stop us considering the number of methods we know, so we then inserted a wedge between the bottom of the glass and the door and attempted to manipulate the inside lock button from its back side. We couldn't even make it wiggle. An attempt at trying to catch a horizontal rod proved fruitless also. We even tried a plain old Slim Jim and that didn't work either.

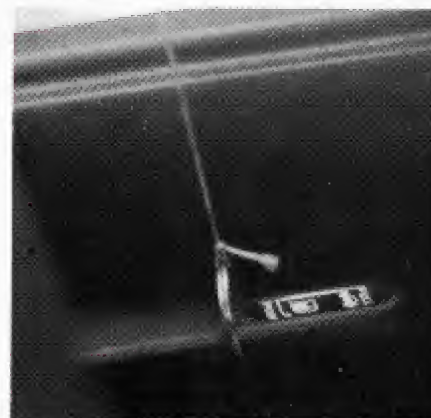
Later when we were involved in the key making examination of the car we saw why these methods failed. Every point we had tried to attack was shielded. We discovered that even though the window would not come out comfortably enough for the ¼" tool to enter, we could bring it out enough to comfortably insert a small wire, but there was nothing we could do with the wire that would help us. Upon further examination we discovered that Nissan had incorporated a trunk release handle into this model on the floor between the driver's edge of the front seat and the driver's door. Fortunately, it doesn't have that additional key lock on the release that I've found on the Hondas. Once inside you have access to the trunk area, so we decided if we could get something on this release and pull straight up the trunk would release giv-

ing us access to the inside of the car.

We spent some time trying to figure out what would or would not work. We found if we went to the front edge of the window, the furthest point from the fastener, we could comfortably spread it enough to slide a key ring through. Now think for a minute; a give-away key ring wouldn't have enough weight to drop straight down and be able to control it, but a regular split ring, large enough to loop the handle would. The ideal line would be fishing line, but us city locksmiths don't have that in the service van—maybe some of you rural locksmiths do. Since we didn't have it, we had to settle for a piece of string. We tied the string to the ring and fed it through the opening (see photograph 4) letting it come straight down in front of the handle and then looped the end of the handle (see photograph 5) and pulled straight up, releasing the trunk.



4. Fishing a key ring on a string through the window.




5. Key ring looping over the trunk release handle.

Now I'm sure there must be an easier method but we could not come up with anything except picking. I get wrapped up in writing about by-pass methods and sometimes forget to mention picking as a valid approach. I think picking might just be the easiest method on this car. It's a wafer lock containing eight wafers, but then if picking fails here's a by-pass method that will work. If you find an easier by-pass method for this car, write it down and send it to me at the magazine. I'll try it and if it's easier

or better than this I'll see that it gets in the magazine.

As I mentioned, the lock has eight wafers and it uses an X123 Ilco blank (see photograph 6). Making the key is



6. The X123 Ilco blank used on the 300 ZX.

our next project, and again this car presented some unusual problems, but before we start tearing the car apart, let's approach it with a little logic and common sense. I know I probably sound like a broken record but don't overlook the obvious! The obvious in automotive locksmithing are things like checking to be sure that the car is locked up, a window may be partially down, a wind wing may be unlocked, or keys hanging out of an exterior lock. When making a key check for things such as, key codes being written in the service manual or the sales contract, or codes stamped on the face of a lock, or a sticker with code on it placed in an easily accessible place.

Nissan, Datsun, and Subaru are famous for leaving codes on stickers. More often than not if you just open the glove compartment, you'll find a sticker on the inside of the door. The sticker will provide the key code but will omit the letter that precedes it. In the earlier years you had to use a process of deduction to determine this letter but on these new models, refer to your X and Y series codes. In most books these are combined; in a few they are separated. In fact, on any year of Nissan, Datsun, or Subaru that uses the double-sided key if you can count eight wafers in a lock the code series will be X and Y.

The other alternative to making the key by code would be impressioning or disassembling. I've always been reluctant about advising locksmiths in general to impression. These are wafer locks and are subject to bending if too much force is applied. If you have highly developed this skill, go ahead, but if this isn't one of your fortes, back



off and disassemble it instead. I think the only advice that I'll give on impressioning is if you decide to do it, use a rolling method of impressioning, *not a rap method*. (A rap method is where you apply a turning pressure and then rap the key with something such as a small hammer or mallet.)

The ignition lock (see photograph 7)



7. Standard Nissan ignition lock.

is the same type that you've been finding on Nissan products and is probably a good choice to work from if you are planning on impressioning but definitely a poor choice if you are going to disassemble. The glove lock at best would only provide a few of the wafers still leaving you with the problem of determining the remaining wafers. The door is usually our choice. We have learned that if we go for the passenger door and there is a code present, that's where we'll find it. Well let me tell you, this is not a door panel that you want to

pull if you can avoid it. The biggest nightmare is where the seat belt connects to the door frame. It requires some special tools and special knowledge in order to avoid any damage or scarring. We decided to put the door approach on hold—not necessarily abandon it, but see if we could find an easier approach.

We checked the trunk lock area. This might not be a consideration on vehicles with enclosed trunks, but on hatchback vehicles it can be the easiest since there is no actual trunk; only an open area for loading items. On this car, you don't even need a screwdriver to expose the lock. The cover or panel is held in place with wing bolts that are only finger tightened (see photograph 8). After the panel has been removed



8. Wing bolts which hold the cover panel in place.

you'll see the lock which is held in with two nuts (see photograph 9). The driver you need should be about a 10mm or



9. The two nuts which hold in the lock are pointed out here.

11mm socket. (Most of the cars today are using metric—even the ones you've always thought of as domestic, so be sure to have a metric socket set or nut drivers in your van.) Now disconnect the linkage and unplug the electrical connection. The connection is standard and only requires depressing a keeper and separating the plug (see photograph 10).



10. Standard electrical connection.

Look at how sweet it is (see photograph 11). To save a milligram of weight



11. A window in the lock gives a clear view of the wafers.

they provided us a window large enough to expose and give us a clear view of all the wafers. With this advantage all you have to do is cut a position to a number one depth and eyeball it. If it's still not aligning correctly, go to the next depth and repeat yourself until it aligns.

Remember to refer to the X and Y code series for reference. The codes you are using will determine the amount of help they will provide. Most will provide the spacing and depth that you'll need even though you are not working with a code number. Also remember these are true double-sided locks, so they must be cut on both sides to operate the lock.

All in all, this car turned out to be a problem child when it came to opening, but it makes up for the trouble when it comes to originating the first key. ■

medeco
HIGH SECURITY LOCKS

**The market leader
in locking systems
for security, safety,
and control.**

[Click here for more information](#)



The Great Double Cylinder Debate

“Everyone has a different opinion on the question of installing double cylinder deadbolts. Some locksmiths like them, some don’t. Here are the readers’ opinions.”

In my October Commentary, I asked you how you deal with the possible dangers of double cylinder deadbolts. If the door is locked, a tragedy could result in case of fire. Many readers responded with their own comments. Some of them are printed here for you.

Be aware that in some places, the building code actually prohibits the installation of double cylinder deadbolts. Our office is located in Streamwood, IL. The building code here permits a double cylinder deadbolt to be installed on a residence. However, it prohibits installation on a commercial/business location. It pays to always

be aware of the building codes where you are operating.

Marc Goldberg

I have deadbolts on all my doors at home. For safety, I use a large headed key like the ones hotels use, and keep this key on the inside in the lock at all times. We only take the key out if we are going to leave the house, and then we hide it. When we return, we put the key back in. It works great.

When I sell a customer a double cylinder deadbolt, I give him one large headed key for each deadbolt, tell him what to do with it, and give him all the

safety tips. The large head of the key also makes it easier for the older folks to use.


Bruce Polzar
Wisconsin

Since most forced entries occur when the occupants are gone, some people leave the inside key partially inserted in the lock while they are home. Abloy advertises a double cylinder deadbolt with the exit features of a thumbturn. I believe Kwikset has a double cylinder deadbolt that traps the inside key in the locked position. These locks could pos-



***Don't panic!
We have Security
Exit Devices.***

[Click here for more information](#)



sibly be approved by building codes that prohibit other double cylinder deadbolts.

Chuck Bunyea
Oklahoma

I think the original purpose of a double cylinder deadbolt was so that a burglar could not carry out your furniture. Then doors with glass in them became more popular, and the sales pitch was, use double cylinder deadbolts so the burglar could not break the glass and reach in and unlock the door. Question: Was this the only window in the house?

The original purpose was a good idea. But what about the safety of the customer? If there was a fire and the only way out was locked and there was no key left in the lock, or if the key was hanging next to the door but the customer was in a panic and could not put the key in the lock to open the door to safety, would you want to be the person that installed the double cylinder deadbolt?

If a customer insists on a double cylinder deadbolt I try to explain the safety factor and advise them to use a

double cylinder deadbolt that has key retaining. If you check your catalogs, you'll find that Medeco puts out a double cylinder deadbolt that is key retaining when locked from the inside.

Robert E. Wyman II
New Hampshire

When there is glass in or around the door and when it can be used for safety, I try to use a double cylinder lock. In the business place if during working hours a doors must be locked with people inside, the key can be left in the lock to operate it as a thumbturn for safety in the event of an emergency. In the home I do not recommend it.

There are other ways to make a home more secure. The best way in my opinion is an alarm system, even though I don't sell alarms or install them. I also suggest the replacement of the temptation of the glass with something more substantial. There is a certain reality we must face as locksmiths. If a burglar wants to get into a house he'll do it. The best we can do is slow him down thus making the house unattractive to him. Maybe he'll try someplace else.

About fire in the home; it can happen



at anytime. If a person is at home during a fire, there are a few things many people are not aware of. Here are some I know: 1) Smoke inhalation can kill you before the fire gets to you. 2) Smoke is thick and blinding; it's easy to get lost in your own home. 3) It's cooler and easier to breath near the floor. (The difference in temperature is amazing.) Let me give you this example. It is not an exaggerated example—if anything it's kinder than reality.

John Doe is washing dishes. The smoke alarm goes off. He knows all the safety rules about fires. Does he follow them? Probably not. He'll first go looking to see what set off the alarm. OK, he finds a fire and a lot of smoke. It fills the house. It surrounds him to the point where he cannot see at all. Some panic may set in but he's still in control. He crawls on the floor trying to remember how to get to the door. OK he finds the door and tries to open it. Oh no...double cylinder deabolt. If he was smart he has a key hidden near the door. If he was smarter he hid it near the floor. Now he found the key but he still can't see. He's going to have to work the lock by touch alone. The next time you hear from him he'll want

Major
MANUFACTURING, INC.

**Every Installation
Is a Self-Portrait
Of the Person Who Did It.
Autograph Your Work with Excellence.**

[Click here for more information](#)



thumbturns installed.

So now we arrive at the point of what do you tell a customer who wants you to install a double cylinder on the door. First of all you must remember that you have got to keep yourself clear of liability to the public and their property. Give them an education. Don't just tell your opinions give them a demonstration. Use the front door and the locks that they are already familiar with. Take the front door key and place it alone on the floor in front of the door. Tell the customer to close their eyes and hold their breath then open the door. After they do it (if they can do it), inform them that in a fire they may panic or at the very least not be as relaxed and confident as they are now. Giving them a time limit of 30 to 45 seconds will also add pressure to the test but not nearly as much as a real fire.

If the customer still insists on the double cylinder then you have an option. You can install it and state on the bill that under protest you did the work after discussing the pros and cons of the lock installed or you can do what I would do—don't do the job or, recommend anyone else to do the job. Restate your opinions. My philosophy on

locksmithing is "Don't do a job you won't feel comfortable with." If the customer asks "What kind of locksmith are you?" then tell them proudly "I am a locksmith that cares about his customers." They may resort to buying the lock themselves and putting it on, but at least you are not at fault.

Rodney Fuentes
Texas

Several people that kept keys near the front door as you do, are now dead! I have read accounts of this in several newspapers. The keys ended up under burning pieces of the house and smoke and fumes from carpet, plastic and upholstery may incapacitate you.

I don't know what the answer is, but depending on a key you may not find is not the answer. A woman and her two children died this way not long ago. A fireman friend says if his smoke alarm goes off, he will go through the nearest wall with an axe, that he keeps in the bedroom.

Dick Ingeman
California

First of all I explain to the customer that it is always possible for a thief to get into the house through a window

and therefore it is important to have a double lock deadbolt to make it difficult to open the door and carry out large items. This is the point to explain, that the Arrow deadbolt has it's retaining bolts covered and needs to be partially opened with a key. Unlike other deadbolts they may purchase in a store. I am partial to Arrow. Arrow deadbolts are compatible with most knobsets found in houses in this area using a Kwikset key, thus they will be able to use one key for all locks.

Next comes the explanation that they need to leave a key in the lock if used at night due to a quicker fire exit. I always inform them to be sure all keys are pulled when leaving the house and locking the bolts. At this point they also need to know that no matter how good the lock, most doors can be kicked in or chopped through.

I use a special set of depth keys with a wide base to make the other locks compatible in spacing. I watch the difference between adjacent cuts to make sure the pin will have a surface to sit on.

In a last statement, I would like to say I feel it is important for a key to be left in the lock in case of fire at night. I think we would be too excited to be able to insert a key in case of a fire.

John A. Berg
South Carolina



SCHWAB CORP.

Fire protection for your vital records.

It's not safe unless
it's Schwab Safe.

[Click here for more information](#)

Repairing Exploded Mortise Locks

“Why is it that exploded locks are always coming into the shop in brown paper bags. Usually the customer says that the lock just exploded by itself!”



by Don O'Shall

We've all seen “exploded lock views in books, technical articles, and factory parts manuals. When I first got into this trade I thought they were just instructive tools. Little did I then suspect how many exploded locks there are in the real world. Rarely a month goes by without at least one crossing my service bench.

Scientists are still trying to determine the role that brown paper bags play in this phenomenon. Certainly they seem to be somehow linked to the event, because they are always present afterward, but whether they also play a causative role is not clear. Does the mere presence of a brown paper bag cause locksets to explode, springs to unwind, screws to remove themselves and retaining clips to fly about the room? Thanks to the efforts of scientists around the world perhaps one day we will know the answer for certain.

Once a cause has been determined, perhaps it will be possible to take pre-

ventative measures to protect unwary homeowners from the fears and frustrations felt when their trusted lock suddenly disassembles itself as they helplessly watch.

But for today, our role is limited to a corrective one. This particular article will concentrate on reconstructive techniques for the generic mortise lock.

The techniques and procedures that will be discussed and shown here can be applied not only to truly exploded locksets, but also a related event—the deliberate challenge. In truly exploded locksets the customer will usually stammer out something like “I don't understand it...It just fell apart!” But in the deliberate challenge, you are far more likely to hear “Let's see you put that together!”

The first step in reassembling the lock is to pull yourself together and organize your thoughts. Review and carefully inspect the mechanical principles and lockset functions that you should have stored either in your head or in your files. Illustration one shows some common principles worth remembering.

Observe the lock case and its scalp plate for identifiable brand names or series or part numbers that can be used to relate to information you may have on file. But in case it cannot be identi-


fied, or you are not close to your files, don't despair. The mechanical principles shown in illustration one, coupled with a little organized logical thought, can help guide you to quick success.

Start logically by laying out the parts in front of you so that all are visible. If parts obviously belong together, lay them out together. Sort springs into a separate area in front of you.

Springs are perhaps the single most important parts of the mortise lock, because they usually determine how other pieces of the lock are able to function. Illustration two shows some common types of springs. Remember, that in addition to its basic job of resisting motion by pushing or pulling “back” against the motion, springs can also act as a detent to hold an object in place. This is also shown in illustration two.

Remember that whether you have a mortise lock with six parts in it or one with 128 parts, what it does and how it does it tends to be very simple and conforms to simple guidelines.

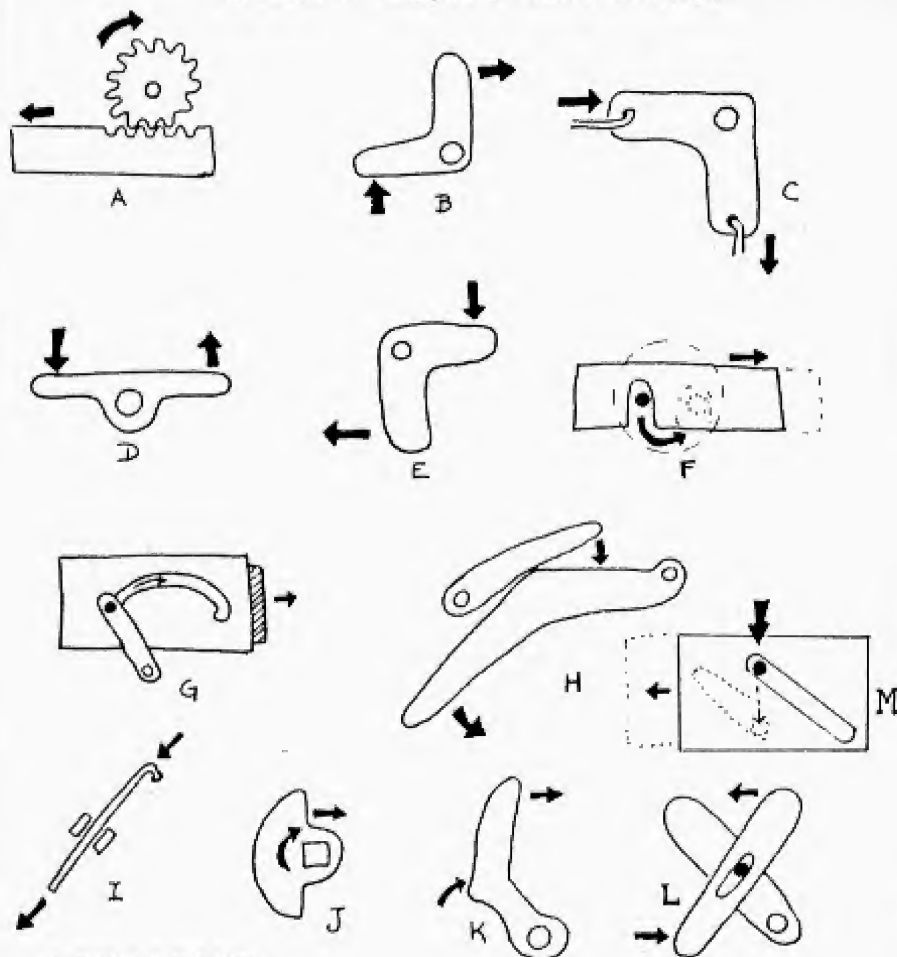
The first thing that nearly all will have in common is a latch. It may be a springlatch, a deadlatch, or an antifriction latch, but it is likely to be there. Since the scalp plate will usually only have one or two rectangular openings of sufficient size for the latch to extend through, it is simple to figure where it



**Choose S&G Comptronic
electronic safe
locks for...security...
technology...tradition.**

[Click here for more information](#)

Illustration 1: Principles of mechanical action.



- A. RACK & PINION
- B. SHOE
- C. BELLCRANK
- D. PIVOT
- E. HIGH HAT
- F. DRIVE POST
- G. DISPLACED PIVOT
- H. PIVOTING YOKE EXTENDER
- I. SIMPLE STRAIGHT EXTENDER
- J. HUB
- K. SIMPLE YOKE EXTENDER
- L. SCISSORS EXTENDER
- M. WORM GEAR

belongs, making it a good starting place for the reassembly process.

We will often have to remove parts later in the reassembly to make room for other parts that slide beneath it, but this is acceptable. The latch is one of the parts more frequently needing to be moved for this. We may also need to change the hand later, which may require the latch to be removed and re-installed.

Seat the latch gently close to its proper position and observe it. If it has a compression spring on its shaft, this will usually have to be fully compressed prior to full seating of the latch. (See illustration 3.)

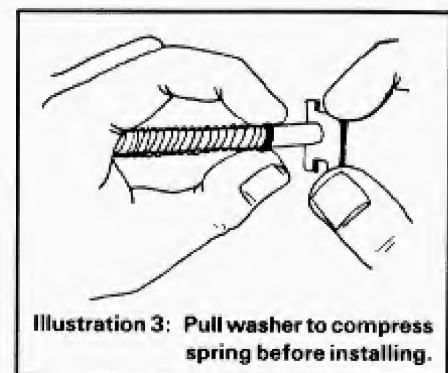
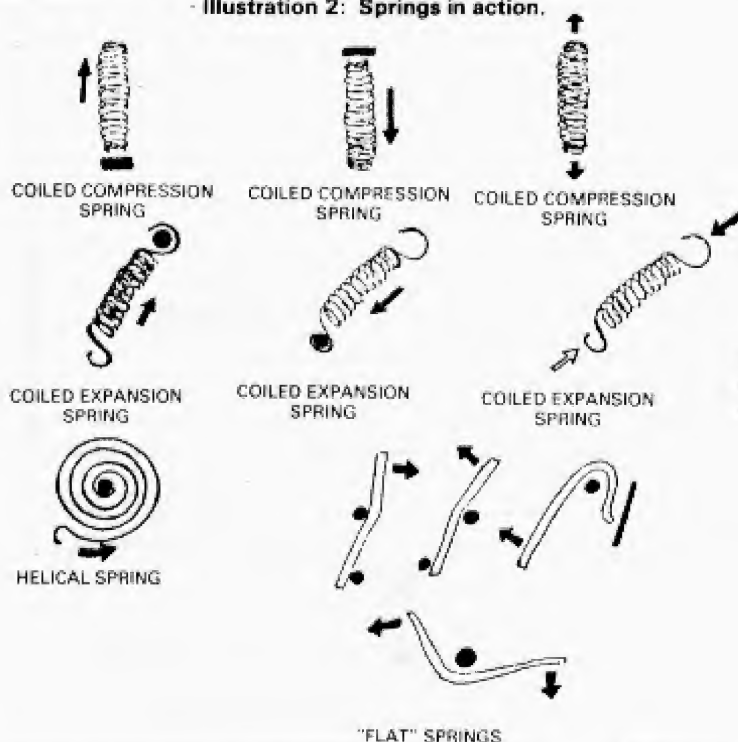


Illustration 3: Pull washer to compress spring before installing.

The next most easily identified and placed piece is the hub. The hub may consist of one, two, or three parts (the third being a spacer ring between the other hub parts). Locate these parts. On the lock case will be a medium sized hole near the bottom. It is here that the hub will sit. The wings on the hub are

Illustration 2: Springs in action.



As a sort of by-product of what the spring normally does, it can also act as a "Detent" to hold an object in place.

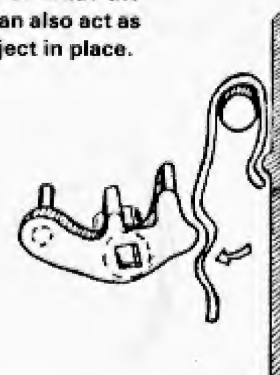
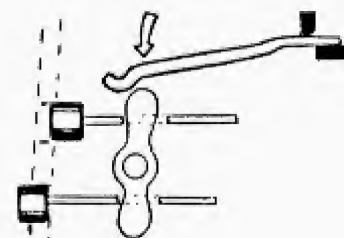
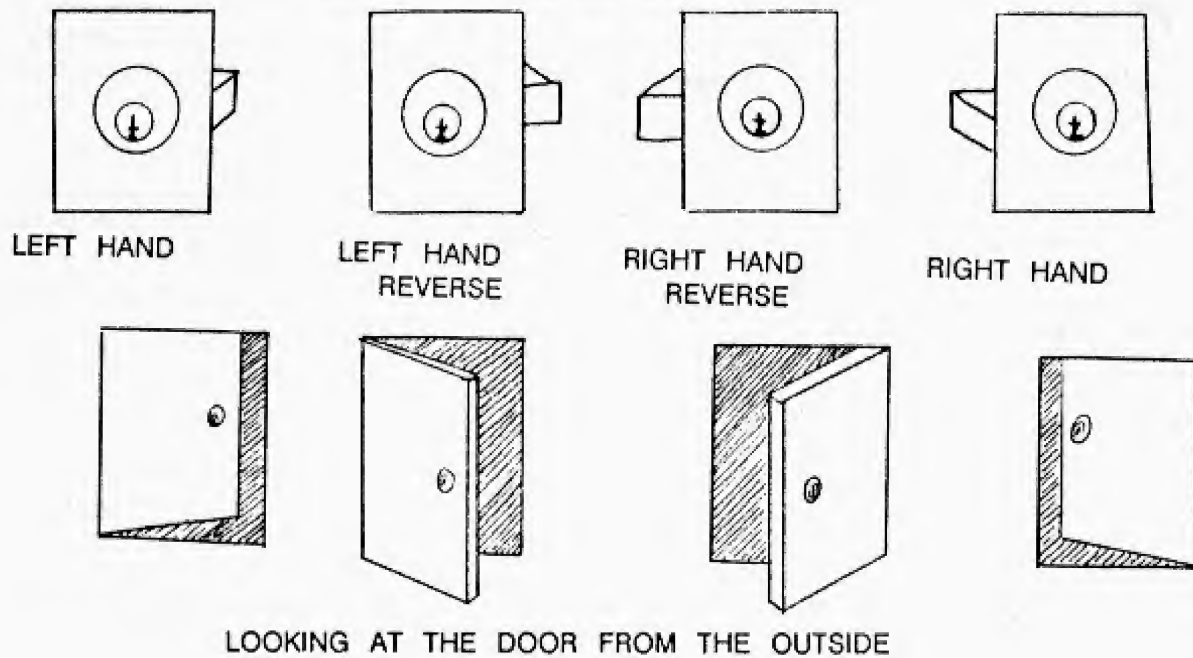
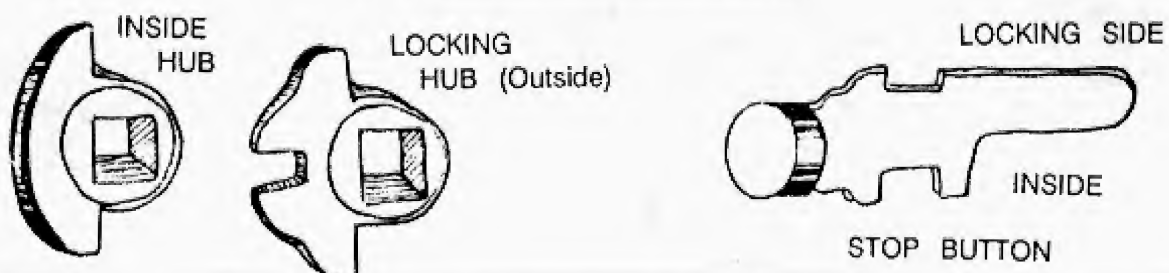




Illustration 4: Mortise lock handing guide.



| TO FROM | LEFT HAND | LEFT HAND REVERSE | RIGHT HAND | RIGHT HAND REVERSE |
|--------------------------|--|---|--|--|
| LEFT HAND | DO NOTHING | REVERSE LATCH BEVEL | REVERSE LATCH BEVEL & HUB OR BUTTON | REVERSE LOCKING HUB OR STOP BUTTON |
| LEFT HAND REVERSE | REVERSE LATCH BEVEL | DO NOTHING | REVERSE LOCKING HUB OR STOP BUTTON | REVERSE LATCH BEVEL & HUB OR BUTTON |
| RIGHT HAND | REVERSE LATCH BEVEL AND HUB OR STOP BUTTON | REVERSE LOCKING HUB OR STOP BUTTON | DO NOTHING | REVERSE LATCH BEVEL |
| RIGHT HAND REVERSE | REVERSE LOCKING HUB OR STOP BUTTON | REVERSE LATCH BEVEL AND HUB OR BUTTON | REVERSE LATCH BEVEL | DO NOTHING |





designed to push the latch back when the hub is rotated, or to push an extender to do so. The rotation in an actual installation is accomplished by turning a knob or pushing down on a lever handle.

Seat the hub in place. If it can directly push the latch back, seat it so that it does, even if it means lifting the latch slightly to position the wings in place. Often all that will be necessary is to push the latch in.

If the hub wings cannot reach the latch, then something will be used to extend them, and transfer the action to them. The hub wings will act against this extender to create the desired reaction. As a clue to the identity of the extenders, observe the holes or posts in the area of the lock case near the hub, and between the hub and the latch. Since some form of mechanical action will be used to extend it, a pivotal point for that action will exist, and usually be identifiable. By its placement and size, it can give clues as to the type and shape of the extender, although occasionally one can still be surprised, particularly by the use of scissors extenders.

Next, let's place the stop assembly. If we have a one piece hub, this is simple.

Either there is none, or if it exists it is non-functional (although still necessary for proper operation of their parts in many cases).

One notable exception to this is on older "pitcher handle" store door locksets and entrance handlesets. The thumbpiece on the outside of these handlesets acts as a direct pivot to "kick" upward on a shoe in the lock case, which then in turn retracts the latch. On these, the stop button may operate directly on the shoe, while the hub remains free to turn with a knob from the room side of the door.

Assuming that we have a two or three piece hub, the stop assembly will usually operate on the principle of a simple pivot, where one end of the pivot either directly blocks the hub from turning or uses a simple extender to do so. The most common stop assembly is shown at the bottom of illustration two, complete with its detent spring.

Now is the time to place the deadbolt assembly together and in place. The remaining large rectangular opening in the scalp plate will show us where it must be located.

There are many types of deadbolt assemblies, most of which operate on

the principle of the displaced pivot (lever stop) action. The remaining ones tend to use the worm gear principle.

Seat the deadbolt parts loosely in place and look for related parts. If the lock uses a deadbolt, usually there is some arrangement made for the thumbpiece on the room side of the door. Often this will be a simple hub arrangement, but some manufacturers use it to engage the displaced pivot (lever stop) or the worm gear action.

Once these parts are also seated loosely in place, we will either be left with mostly springs, or will have some other extenders to put into place.

Often, for example, the cam on our mortise cylinder must also be capable of withdrawing the latch. To do this, it must engage one piece near the cylinder opening, which in turn must contact other pieces to either pull or push the latch back. Here's an excellent clue as to where these parts belong. Observe the holes or posts in the parts remaining and compare them with the posts or holes in the lock case or other parts already in the lock. Usually this is only a matter of a few seconds of observation, although we may have to move some of the other parts in order to

Continued on page 182

NATIONAL AUTO LOCK SERVICE, INC.

National Auto Lock Service, Inc. offers a wide range of equipment and services for the Automotive Locksmith. From tools and hard to find key blanks to transponder programming, we can take the mystery out of car service. We accept credit card orders, and can ship COD. Contact us for the latest in automotive technology.

www.laserkey.com



ASP - Your Auto
Service Center
for the World

[Click here for more information](#)

Humor:

The Locksmith Fairy

"I'm convinced that if I had to open a car underwater, some guy would show up in scuba gear and write on an underwater tablet that his brother could do it faster."



by Joseph Locke

The main topics of conversation at trade shows and seminars usually pertain to police opening cars and all the new car opening tools. Locksmiths will argue over the best key machine, the fastest way to open a Chevy Astro van, or whether or not salmon prices will stabilize.

However, an observant person would sense an undercurrent of uneasiness, as if everyone knew the Emperor had no clothes, but no one wanted to be the first to bring it to his attention.

If you are a locksmith that opens cars, you are already perspiring, knowing that the great secret is about to be revealed. The mental anxiety that has attended all of your car opening service calls will disappear after reading this article.

Yes, Virginia, there is a Locksmith Fairy!

How do I dare to make such a statement?

Grab some form of caffeine, and I will explain....

Over the years I have opened many strange vehicles. One was a mobile hospital that was custom-made, and the driver told me it cost \$750,000. As usual the locks were considered after the budget was exceeded, as the door handle was one of the "T" handle locks, with a key in the center. The driver had the key to that, but he had pushed down an inside button, assuming that it was somehow connected to the "T" handle. (It wasn't!)

It was midnight when I showed up, and as I maneuvered a six-foot piano wire (through the only hole I could find) to lift the button, the driver

climbed on the front windshield to tell me which way to move it.

That was when "He" appeared.

"Having trouble opening that monster?"

"Well...I..."

"You should be using a Slim Jammer."

"That really wouldn't..."

"My brother can open any car in less than ten seconds!" he boasted.

"That would be pretty hard to...."

"I wish my brother was here, 'cause he would have been here and gone!"

I was wishing that his brother was there too, because that button was pretty stiff. This guy kept haranguing me as I worked, and then a miracle happened and the button popped up. I turned around to gloat at this yo-yo who caused me so much grief, but he was nowhere to be seen.

Yes, Virginia, there is a Locksmith Fairy!

How do I dare to make such a statement?

Grab some form of caffeine, and I will explain...

Stevie Nicks (of "Fleetwood Mac") decided to visit our town, and as luck would have it, her tour bus had a problem with the door lock. Talk about pressure...

Her clothes were all inside the bus and the key would not open the rim lock that somehow had disintegrated inside, and show-time was an hour away. While making a mess of the rim cylinder to get to the guts of the lockcase, "He" appeared as if by magic.

At first I thought he was part of the road crew, but all those guys were under an umbrella smoking some funny-smelling cigarettes.

"Got a problem there....," he began.

"Yes, I..."

"My brother has a drill that would cut through that like butter!"

"Well, you see..."

"Milwaukee drill, huh?"

"Yes, I like it beca..."

"Makita is just as good but cheaper."

I don't know why I am so easily intimidated by a know-it-all armchair locksmith. Maybe it's because the guy who trained me used a cattle-prod instead of a sugar cube. I wound up with some free tickets to the show and a fat check, but somehow I was unhappy because of "Him."

I've had 12 years of abuse, and it didn't matter if the car was underwater—some guy would show up in scuba gear and write on an underwater tablet that his brother would get in the car faster.

The answer came to me while opening a Chevy in the next town. I looked at the door key hanging from the ignition and was punching out a key on a Curtis clipper.

"That's a nice little toy," a booming voice declared.

I turned around to look at a big guy with bare feet. He had several teeth missing, and he was wearing an umpire's shirt.

"That's not a toy," I said. "It's a tool."

"My brother..." he started to say, and then it hit me.

I yelled, "I've got it!!!! You are the Locksmith Fairy!"

There was a puff of smoke, and then he was gone.

Now I am ready for him. Whenever some goofy guy starts telling me how to do my job, I hand him a certificate thanking the Locksmith Fairy for all his help. He immediately vanishes, and I am able to work in peace.

I wonder if there is a Surgeon Fairy, showing up in the operating room while heart surgery is in progress...

"My brother would have retracted that artery by now..."

Do you s'pose? ■



Opening The Sisco Protector

"In both my units the solenoid had frozen in position and no amount of electricity would open them. I even tried changing the batteries several times."



by Dale Libby

The Sisco "Protector" has become a very popular mail order type safe. It has been offered by American Express and many other companies as a premium type protector of valuables and papers. I have serviced two of these units and both problems were the same. When the correct combination was entered, the safe would beep, and

nothing else would happen. The fire safe would *not* open.

At first, I thought that the customers had tried to change the combination themselves, and had messed up. Not true. There is some thought that the keypad has malfunctioned, but in both my units, the solenoid had "frozen" in position, and no amount of electricity would activate it.

The proper way to operate the unit (see illustration 1) is to insert the key in the cylinder, and then press the "#" key and the factory pre-set combination which is 1-2-3-4. The unit should beep and then the key will turn. The function of the keypad is to activate the internal solenoid bolt and move it out of the

way of the active bolt bar mechanism so the key can retract the single locking bolt. Simple if it works.


The problem with these is to be able to open them easily and hide your repair. In both cases, the customers who were past their 60's wanted the unit to work only by key. I told them that I could not fix the keypad or the solenoid without ordering new parts, and that would be costly as well as very time consuming. They both opted for the removal of the solenoid so the unit would be only key locking.

The procedure that I used on my first unit was to call the factory on their toll free number which is provided on the instruction sheet. I had ascertained



*We have it all.
Quality, Value, & Service.*

[Click here for more information](#)

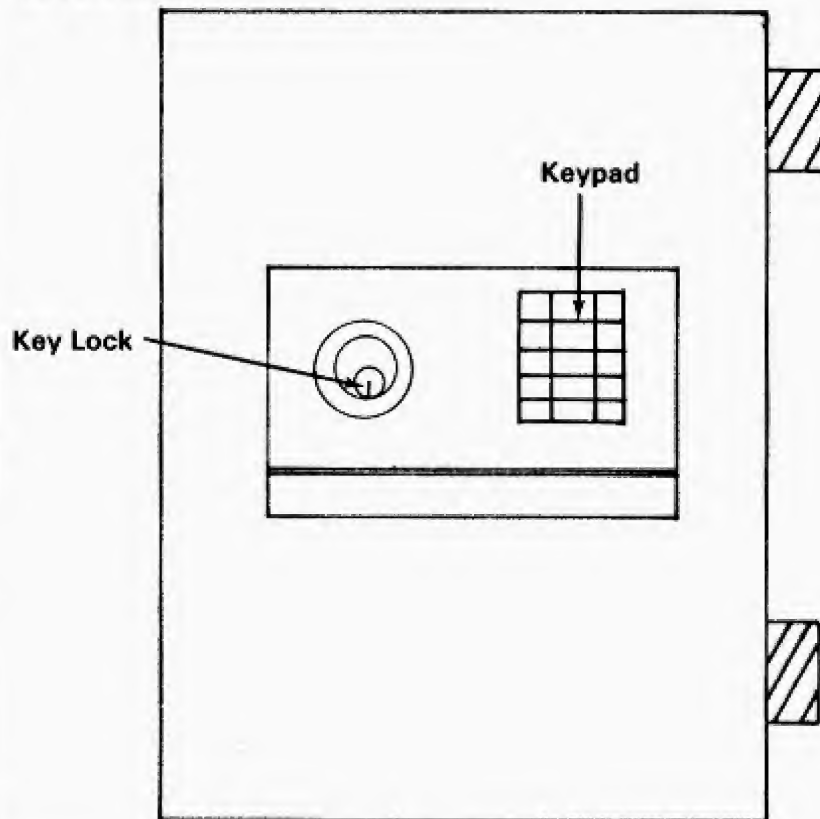


**The Innovation You
Expect, with the
Flexibility You Need!**

[Click here for more information](#)

Sisco Protector

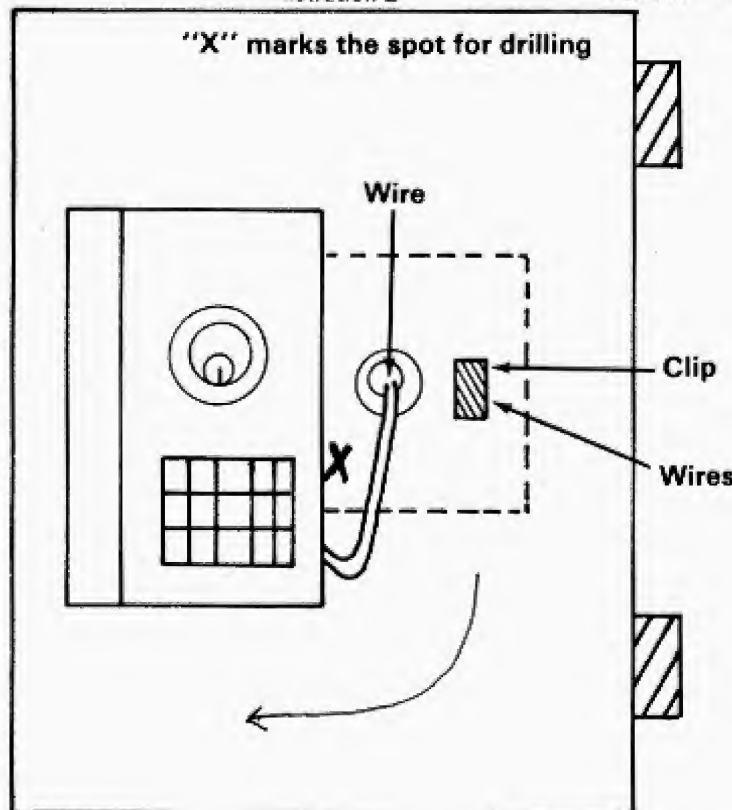
Illustration 1



Front view of Sisco Protector fire safe door. Keypad and key must be used to open door. Japanese or Korean keyway on cam lock.

Illustration 2

Access Hole



Pry up under keypad and rotate front plate 1/4 turn right. There is enough wire to do this. Drill 1/4" at "X" and push down solenoid. Turn key and safe will open. Clip must be straightened out after prying. Dissassemble, re-assemble, repair invisible.

that the original combination did not work, and I wanted to know the bypass or *master* combinations that all these electronic safes do have. After some encouragement a very helpful lady gave me the eight bypass combinations and the procedure for working them, but, none of them, nor the original worked.

I changed batteries a couple of times, but this did not work either. The battery compartment is located on the outside of the safe just below the keypad and key lock. It requires four AA alkaline batteries before the unit will work. There is also a red diode next to the keypad that lets you know when the safe can be opened. It will glow if the solenoid is activated. It never lit, no matter what combination I tried. Was it the solenoid or the key pad that was defective? In the end, it made no difference because the safe would not open electronically.

I found an easy way to service this unit. This method will at least get it open when all else fails, and completely hide the repair when done. First, take a screwdriver and pry up the edge of the escutcheon to the right of the keypad. It is only held down by a small sheet metal clip attached to the door of the safe. The escutcheon will raise up enough to come off the clip and the whole front can be rotated 1/4 turn right. (See illustration 2.)

The escutcheon will rotate because there is enough wire in the wire access hole to allow you to do this. The cam lock will stay in place, and this is what the escutcheon plate rotates on. Now all you have to do is to drill a 1/4" hole where "X" marks the spot. This location is determined by the top of the plate. Drill this hole so that it will be covered when the escutcheon is put back in place. Once the hole is drilled and angled correctly, push the solenoid down with an ice pick, turn the key, and the safe will open. Illustration three shows the inside of the safe with the solenoid in position and the safe is locked.

To repair this unit, I removed the solenoid and gave it to the customer. I then removed the blocking plate and the lock bolt. Under this plate was the large nut for the cam lock. I removed the nut and the cam lock, and then the escutcheon from the front.

The wires unplug from the back of the DIP switches. I straightened out the plate on the door of the safe, and the matching clip on the back of the escutcheon. Next, I slid the now repaired



escutcheon left to lock on the door, and re-installed the cam lock to hold the escutcheon in place. I then put the rest of the safe back together, and I had a key only locking unit.

Since this safe was a key and keypad

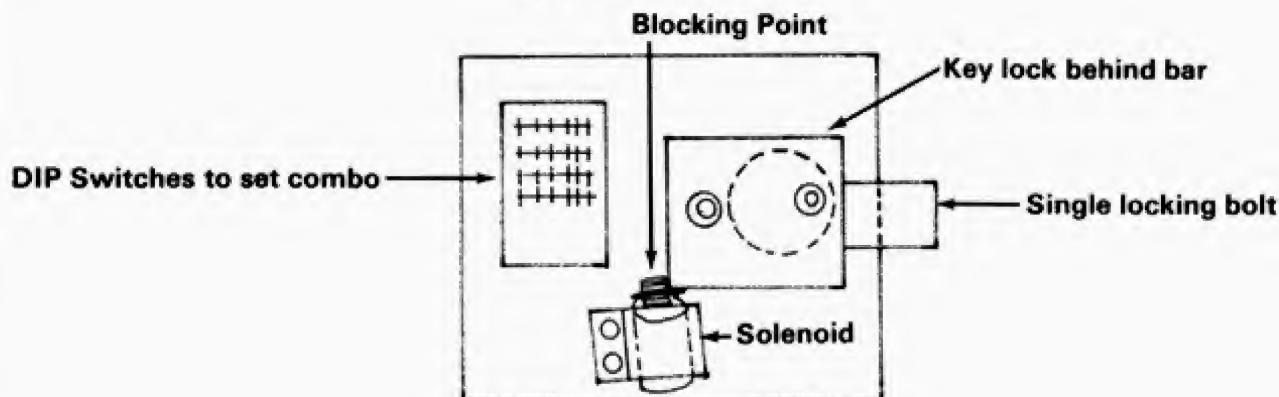
type safe before, and not a key and/or keypad safe, the customer was happy to only have a key to use to open this unit. The total weight of the safe is about 70 pounds. I told the customer to write and complain to the safe manu-

facturer and American Express, and see if the company would help them out. I stated that I would put in the new parts for free if the factory would supply them to the customer. I do not like being a middleman in these situations. Open and prosper. ■

Illustration 3

Inside View of Mechanism

(Representational, not to scale)




Inside view of Sisco door. You will be drilling to push down the solenoid at the blocking point. The DIP switches at the right are for setting a new combination. There is one set of 10 switches for each number. Solenoid can be removed to make unit only a key locking unit. After front plate is rotated and installed, the repair is invisible.



HPC, Inc.
Designing Excellence and
Manufacturing Quality since 1956

[Click here for more information](#)



Lockmasters has a 44
year history of training
security professionals.

[Click here for more information](#)

Notes From The Attic

"In this article Bob Sieveking masterfully presents all the little juicy goodies that he has been saving for a rainy day. He claims his desk is now clean."

A small, unimportant introduction by Marc Goldberg.

Bob Sieveking called me recently to complain. "You should see the piles of stuff scattered all over my desk," he bellowed in a hollow voice over his speaker phone. "I can't even move because of all these tidbits I have been saving for a rainy day," he said accusingly.

I looked outside through my bank of six foot tall office windows. The sun was shining, not a cloud in the sky. A sparrow hopped about on the shrubbery outside my window. "Looks like this is your lucky day, Bob," I said, pondering the lie. "It's raining like hell out here. So why don't you send me all your rainy day tidbits and we'll make an article out of them."


Bob jumped at my offer. (As he did so, he hit his head on a low slung rafter in his prayer tower/office/attic.) I'll get it right over to you," he exclaimed. And so he did....

by Robert Sieveking

Tubar locks/Fireking files.

I recently had occasion to find a key for a Fireking high security fire file, which uses the Tubar lock. This lock, shown in photograph one, is unique to say the least. It is a pick resistant eight pin lock made by the Chicago Lock Company. The blanks are controlled, so you can forget trying to make a key to the lock, but it is a simple matter to order a key from the cabinet manufacturer.

When a new cabinet is delivered, the owner fills out a warranty registration card to register his name and the serial number of the cabinet with the manufacturer. There is no code on the lock cylinder, but the manufacturer maintains records to cross the serial number of the cabinet to the lock code. The original registered owner of the cabinet can obtain keys without charge, except for the overnight freight cost, by calling 1-800-457-2424. This is a



1. The Tubar Lock for the Fireking file.

fantastic service to the original owner, but what about the second or third owner of the cabinet?

If you are not a registered user of the file, you must send a check from your company for \$30 and a letter with your file's serial number, requesting a new key on your company's letterhead to: Fireking International, Inc., Attention: Security Access, 900 Park Place, New Albany, Indiana 47150. Upon receipt of the letter and check, Fireking will issue replacement keys. The *document trail* of the letter and check is designed to prevent persons within the company from obtaining "extra" or "unauthorized" keys.

Ford 10 wafer door pawls.

A new product discovery this month has made replacing broken cams on the Ford 10 wafer door locks less expensive. "Fumbles," the friendly cop, that opens cars downtown and at the shopping center, sends us a steady stream of Slim Jim victims. Some are of the Ford 10 wafer variety. If the plastic lock pawl shown in photograph two, is broken off the door cylinder, the only source for these tailpieces has been through the purchase of a complete set



2. Plastic pawl in the door cylinder.

of locks. That makes the cams cost roughly \$15 each.

Auto Security Products has introduced three new replacement cams for these locks that should be included in your shop inventory. A plastic tailpiece for the '84 1/2 and up American Ford door lock: right side only P-42-301, left side only P-42-302, right or left side P-42-303. The cost per unit is considerably less than \$15, but you can charge what you like. Send your customers back to "Fumbles." His liability insurance should reimburse the customer for the damages. If it doesn't, he should turn in his Slim Jim.

Diplomat safe keys.

I have an address for those of you that have had a hard time finding key blanks for those Korean safes that seem to be so common lately. The "Diplomat" line of imported safes use a combination lock in conjunction with a key lock, to secure the door bolts. This feature allows the safe to be "key locked" during the day, to eliminate the necessity of working the combination each time the safe is opened, and locked with the dial at night, for higher security.

It is a nice safe, but where do you get blanks for these locks? To my knowledge, the best source for Diplomat keys is: Wilson Safe Company, 3031 Island Avenue, Philadelphia, PA 19153. Their phone number is 1-800-345-8053. The code series for these four pin locks is 1000-9029. I have no code book reference, but cut keys can be ordered by code.

The locksmith may find the "Diplomat" safes under a number of private

labels, but they can be easily identified by the bright yellow and red triangle shaped label on the upper left hand corner of the door. The label tells the customer that the National Swedish Institute has tested and certifies the fire rating of the container. It also admonishes the customer to "enjoy security." Nice thought.

If you need replacement lock parts, handles, fascia parts or touch-up paint, Wilson can supply most of your needs from stock. Photograph three shows the head style and appearance of the Diplomat keys. The key on the left fits inner locking compartments and the key on the right fits the outside lock cylinders.




3. The Diplomat key.

New Toyota ignition cylinder.

Heads up, on the new Toyota ignition lock cylinder, in case you haven't already run into one. (Using the Toyota X-174 key.) The retaining pin for the ignition lock is no longer directly above the word "lock" on the face cap. The spring-loaded cylinder retaining pin is on the bottom side of the ignition lock, 2" from the front face of the lock.

To depress the retaining pin and remove the lock from the ignition housing, the plug must be turned to the "acc" position. Removal of the ignition will reveal that the code number is not found on the ignition lock. The code for these locks is found on the passenger door lock cylinder. If you need to recombine the ignition, you will need to purchase a new lock. The face cap is riveted in place, in such a way as to make removal all but impossible. The smart money is on the new lock.

The C-30-118 (Auto Security Products) ignition lock (see photograph 4) will come combined, with the face cap *not riveted* in place. It's sort of a service package, combined with two keys but changeable to suite your need. The new Auto Security Products A-30-



4. The C-30-118 ignition lock.

106 keying kit is required. Sorry, the face caps are not available separately.

Isuzu Amigo & TF Pickup Codes

The key sections and codes for the Isuzu Amigo and TF pick-up trucks is dependant on the country of origin. If the truck was manufactured in Japan, the first characters of the VIN # will be JAA. Japanese vehicles will use N-series codes (N5001-700). If the vehicle was manufactured in the United States, the first characters of the VIN # will be 4S1. American vehicles will use D-series codes (D4001-6000). Changing the code series within a model and within a model year isn't that bad, but the code series will use entirely different key sections and depth/space dimensions. American vehicles will use Curtis B-74 keys, cut to the best of my knowledge, over the same depth and space as the Geo tracker (1200 CM code card XF-89). Japanese vehicles will use Curtis B-65 (Ilco# MIT1, Taylor # X176, Silca MIT8) keys, which are cut using 1200CM code card XF-88.

| 1990 Isuzu Amigo and TF | | | | |
|-------------------------|---------|-------------|---|-----------|
| Origin | Vin ID# | Code Series | Key | Code Card |
| Japan | JAA | N5001-7000 | B-65(Curtis) (GM 15 Silca) (or GM15P) | XF-88 |
| USA | 4S1 | D4001-6000 | B-74 (Curtis) | XF-89 |

The Isuzu I-Mark, Impulse and Trooper will be using the same key sections and code series as the '89s.

| 1990 Isuzu I-Mark, Impulse & Trooper | | | |
|--------------------------------------|-------------|--|-----------|
| Model | Code Series | Key | Code Card |
| Impulse | C6002-7042 | X54 Taylor, DC-3 Curtis MIT 1R (Silca) | XF-80 |
| Trooper | C6002-7042 | X54 Taylor, DC-3 Curtis MIT1R (Silca) | XF-80 |
| I-Mark | A8001-9400 | X143 Taylor, B53 Curtis GM11 (Silca) | XF-85 |

The biggest problem the locksmith of the '90s is going to have is identifying what key, code series and cutting dimensions are used with which vehicles.

1990 Hyundai Excel

The 1990 Hyundai Excel will use a new key blank. It will be Curtis# HY-4 (Ilco HY-5, Taylor X196). The new

code series for this blank will be X1001-2000.

Jaguar XJ-6 and XJS

The 1990 Jaguar will use a new 8 cut Tibbe lock on all locks (Silca's TBE 1P blank.) The XJS will use the same Tibbe lock on the ignition, but keep the FC-7 (Curtis) or F010/F010P (Silca) key for the doors, glove and trunk locks.

1990 Honda Integra and Accord

The 1990 Integra and Accord will use the same codes as the 1988-90 Honda Civic. The X-182 (or Silca HON 45R or HON 45RP) keys will work on both cars. A new key blank, or rather a new head style, is in the works for the 1990 Accord. It should be available early in the year.

Curtis Code Book Revisions for 1990

The Chrysler code book has been updated to include all Chrysler, Plymouth, Dodge, Eagle, Renault, AMC and Jeep codes in one volume. There is also some valuable conversion information that will allow you to convert incorrect lock codes that may appear on Chrysler invoices.

All 1990 Chrysler, Plymouth and Dodge cars use the "G" codes with the double-sided Y154 (Curtis) keys. Only the vans remain on the single-sided pin

tumbler locks. Chrysler invoices will indicate a "G" code for the vans, but the EP & ES codes are correct.

The Toyota 8-cut code book has been updated to include the new "P0001-2000" codes that are used on the 1990 Celica. The 1990 Supra will

Continued on page 183

Installing An Electric Lock

"The Alarm Lock 103 electric deadbolt is a fail safe device. That is, it requires power to be locked. Along with this, I installed a radio remote control."



by James Marshall

Not too many years ago, electronic access control consisted chiefly of an electric strike and a doorbell or two. Now there are so many choices. Most customer's requirements can be satisfied with the right combination of components and a little creativity.

Two days ago I installed an Alarm Lock model 103 in a new sheriff's substation (see photograph 1), but the city requested a remote control to operate it from anywhere in the building, and above all, the system had to be simple to operate. If you would have shied away from an installation like this, let me show you how it can be done.




1. Sheriff's substation where Alarm Lock 103 was recently installed.

The Alarm Lock 103 electric deadbolt is a fail safe device, that is, it requires power to be locked. (There is a fail secure model which requires power to unlock, similar to most electric strikes, but I avoid using it due to the liability problems that can be associated with someone being trapped. This entrapment could happen when any of the system components malfunction.)

With this I used a radio remote control, identical to the type used on

automatic gates and some garage door openers. A little control circuitry to connect the two completed the project, which was made of products available at most electronics supply houses.

Installing the lock and wiring was of a more or less standard nature. The door opened in both directions, and this required a little extra care when installing both the 103 and the door cord. The door cord could not be installed on the side frame piece as usual, but had to be moved somewhat to avoid touching the jamb when swinging in. I wanted to insure a large enough safety factor, to prevent damage if the door sags, or is otherwise out of alignment. (See photograph 2.)



2. Door cord shown installed, positioned to prevent damage.

The 103 operates (locks) whenever two conditions are met. First, there must be 24 volts AC or DC applied, and second, the magnet must be near the reed relay (inside the lock unit). (See photograph 3.)



3. Two conditions for operation are met here.

The magnet is hidden inside the strike in most applications. The reason for the magnet is to only allow the bolt to turn when the door is closed, because the bolt is being projected with the door open would "lock" the door open. Requiring such a conscious effort by an employee to lock the door each time would detract from the security otherwise provided.

The bolt will extend approximately $\frac{3}{8}$ ", which is slightly deeper than the strike. Therefore, adequate space must be allowed between the lock and strike to permit for full extension of the bolt. If the bolt is not fully extended the current used by the bolt will increase and overheat the deadbolt.

Hiding the wiring can make the installation appear more professional, and a hollow door and jamb can make this easier. I would like to take this opportunity to come out of the closet. I have been known to use a coat hanger in time of need. You can often coax a wire along inside a hollow space (see photograph 4), but getting the end to poke out a $\frac{7}{16}$ " opening is another matter entirely.



4. Coaxing the wire through the hollow door frame.

A stiff piece of wire such as a coat hanger with the end bent into a hook is handy for fishing objects such as this

out of walls and other hollow spaces. (See photograph 5.) When using an armored door cord such as the Alarm Lock type, let it hang by one end and push the wire down through it. (See photograph 6.) It is very difficult to push a wire through one of these in a U-shape.



5. Coat hanger used to fish in the door.



6. Proper method for feeding the armored door cord into the door.


A bare spot on the wall above the false ceiling was chosen to house the receiver and control circuitry (see photograph 7). Since conduit was not required above the ceiling, wire was placed with a Craftsman wire projection device; in this case a $\frac{3}{8}$ " wrench with the wire tied to it and thrown across the room.



7. Hidden area to house receiver and control circuitry.

At the rear of the room, wiring is concealed from the ceiling down to the outlet by Wiremold brand surface style conduit. After the stud centers were found, clips were attached and the conduit snapped in place. We used a plug in style power supply, which in this case was rated at over one amp

more than was needed for the lock. After connection, excess wire was pulled into the ceiling leaving only enough for the power supply to rest on the floor if unplugged (see photograph 8).



8. Proper amount of wire left after installation.

The control box was wired last. (See photograph 9.) On the left is the digital



9. The alarm's control box.

receiver for the remote controls, and on the right is a double pole double throw (DPDT) relay with mounting socket. The wire sticking out of the receiver is the antenna. This is connected according to the wiring diagram (see illustration 10).

The relay, which can be thought of as a remote controlled switch, uses voltage applied to the coil in order to be activated. In our circuit, the lock is directly connected to one side of the power supply. The other side of the power needed for operation flows from the other connection on the power supply, into the common contact of the relay, out the normally closed (NC) contact, and to the lock. The common and NC are electronically connected whenever there is no voltage on the coil. But if you apply the necessary voltage to the coil, the common will disconnect from the NC, and the common will be connected to the NO. This situation will remain until voltage is removed from the coil.

In our circuit this means that as long as the relay is relaxed, power can flow to the lock. During any time the receiver is receiving the proper signal, however, it will supply the relay coil with voltage thus interrupting the flow to the lock. The logic used in setting up this system is that we need power to flow to the lock constantly when the system is plugged in. We want that power to be interrupted (unlocking the door) only while an employee is pushing the button on a remote control.

We have made yet another important discovery for those who work with new construction. We now know what happens to the second set of keys the builder never gives to the tenant (see photograph 11).

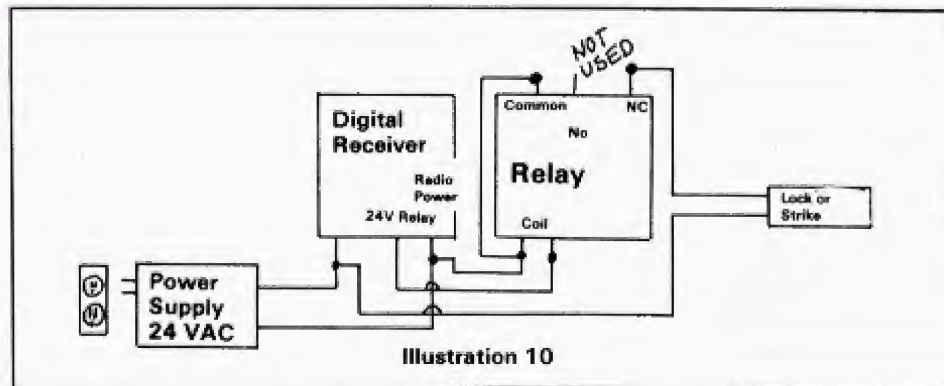



Illustration 10

The power supply we used is 24 volts AC as this is the only correct power for this type of digital receiver (generally used in the access control systems we deal with most). In AC because there is no fixed + and - designation for the wires, there is no need to worry about whether or not you are connecting them backwards on the power supply or load (lock, strike, etc.). The only consideration is that the load needs to be connected to both output connections of the power supply in order to activate.



11. Extra set of keys found in the door frame.

Humorous Locksmith Stories

"These stories have been sent to us by our readers...your fellow locksmiths. Boy, strange and funny things seem to happen to a lot of locksmiths!"

In my October Commentary, I mentioned that I'd like it if you would send me in your funny stories about things that have happened to you as a locksmith. I did receive a number of stories from people, many of which are published in this article. Thanks to all for sending in their stories. Some of them are very funny; some are very strange!

Anyway, I still invite the rest of you to write up your funny locksmith stories and send them in. We can use them in an upcoming feature. Send your funny stuff to: Editor, The National Locksmith, 1533 Burgundy Parkway, Streamwood, IL 60107.

Marc Goldberg

Knowing he was a loser, Joe always tried to keep a jump ahead of the game by having two sets of keys. And, you could just about bet your last nickel-plated key blank on Joe pulling up in front of the shop at least once a month needing a second set of keys made.

On this particular occasion, however, about a month had gone by since Joe had last been to the shop, when he called on the phone, and said, "Can you make me a second set of keys real quick?"

"Sure, Joe," I replied, "Come on over and I'll have you fixed up before you can say Briggs & Stratton!"

"I can't," Joe said.

"Why?" I asked.

"I can't drive my car," Joe said.

"Why?" I asked again.

"Well, you see, it's like this," Joe said rather sheepishly, "I lost one set of my keys, and while I was looking for them, I laid my other set of keys inside the trunk of my car and closed the lid—now, I can't get them out!"

"Well, don't panic, Joe," I said, "I'll be right over and have you fixed up in two shakes of a lock pick!"

Some people, I thought, as I hung up the phone and headed for Joe's, just can't seem to win for losing!

I've always felt rather pleased with

myself, being able to say, I've never lost my keys or locked myself out of my house or my car! So, after more than twenty years opening locks for other people, who had either lost their keys or had left their keys inside their house or car and locked themselves out, I never really knew how totally helpless, embarrassing and/or maybe (under the right circumstances) even frightening, this can make a person feel, until it finally happened to me. Perhaps, like the man with the broken leg; only he knows how much it hurts!

Anyway, it all came about one day when I was changing locks on the front door of a lady's house. I had already removed the old lock and replaced it with a new one, which locked and unlocked from the outside with a key, and which locked and unlocked from the inside with a turn-button. I wanted to make sure the newly installed lock functioned properly before I left, so first, standing inside the house and talking to the lady who stood close by watching me work, I tried closing and locking the door several times using the inside turn-button. No problem here, so to complete the test, I stepped out to check the function of the lock from the outside and closed the door.

There was only one thing wrong! Perhaps, because I had been paying more attention to the conversation the lady and I were having than to what I was doing, I had left the turn-button on the inside of the lock in the locked position, when I went outside and shut the door. I had also left the keys to the lock lying on the floor, inside the house near my tool box. And there I stood (like a big dummy) locked outside!

Well, I thought of all sorts of wild things (once the initial shock wore off and I was able to think again)—things like, screaming for help, disappearing, sneaking quietly out to my trunk and getting a lock pick out of my other tool box, so I could pick the lock and get back inside, or maybe, even closing the

shop and getting a job delivering papers or mowing lawns. And, I was just about ready to 'fess up and tell the lady what I had done, when she hollers through the door and asks if the lock was working all right.

"Oh, yes ma'am," I hollered back through the door, "The lock seems to be all right out here. Now, if you would just turn that little button there on the inside knob, I believe everything will be okay."

She did, and I went back inside, gathered up my tools, took my pay, then handed her the keys to the new lock, and said, "Now, a word to the wise, ma'am, if you ever lock the door from the inside and go out, always make sure you have a key with you. So you can get back in!"

The lady gave me a long, thoughtful look, then smiled, and said, "That's good advice, young man, good advice, indeed! I'll try to remember!"

I've always wondered—did she know?

Bob Davis

California

An old, old (possibly 100 years plus) gentleman came in to take advantage of my .75¢ key offer. He handed me his GM "A" key and said through clenched gums, "How much?". 75¢ was the reply. "75¢!!!," he exclaimed, drool meandering down his chin. "Don't suppose I could get me two for a dollar?!!" No sir, I replied, the special is one key for .75¢.

He pondered for several minutes while making that irritating coin jingle noise with his hands in his pocket.

Finally, he uttered this immortal line. ".75¢, huh, well, just make me one, the car is 12 years old and I don't want to put a lot of money in it!" I gave him change for his twenty with tears of laughter in my eyes.

Paul Jones

Michigan

While not a rib tickler, when this happened we all got a good laugh. Working in a small but busy locksmith shop in Vancouver I had a lady come in with a medium-sized briefcase. She said that she had just bought it at an auction and had no combo for it. I took it from her, thinking that it should be a two minute job.

In the back of the shop I got the otoscope and put my face down onto the wheels. The darn thing had no marks, depressions, flat spots or even scratches on the hub. I was very determined. After another 10 minutes as my face got even closer to the case, I stopped. The darn thing was ticking! I put my head to the side of it and a faint but strong tic, tic, tic issued forth.

Being a junior man in the shop, I called over the manager and told him what was up. He didn't even want to listen to it! He told me to tell the lady it was ticking and that we didn't feel comfortable trying to open it with that added distraction. She asked us what to do so I told her to go throw it in an empty, parking lot to see if it went BOOM! We also told her it was probably an alarm clock, but didn't want to risk it.

M. Fensome
Canada

I service a large institution in Delaware. During one of my "Service days," I was approached by the supervisor on a specific floor and asked to change the combination on three Simplex 1000 locks. Her reason was "Too many people on this floor know the combination."

Because the three areas are restricted she wanted it changed. We talked it over and agreed on a "new" number.

When the combination change was completed, I went to her and verified that the new number is now working. She thanked me and said she would take care of the number distribution. Within minutes while packing my tools to leave, the intercom clicked on. "Your attention please, the combination for doors blah, blah, blah have been changed to ---. Please record."

You know the rest. I left.

John DeRocili
Delaware

One of my customers owns two glass tint shops. The other day he called me and asked me to do some work at one of his locations. I went there and the manager asked me to make a set of keys

for each lock on a vending machine. I told the manager it would cost \$15.00 for the first key on each lock, and \$1.50 for each key duplicated. He paid me and left.

When I finished my job I went to look for him, but he was not there. His partner asked me how much did he owe me. I told him that he owed me nothing because the other man had already paid me. He said, "Forget about his money and get your money from me." He gave me a fifty dollar bill and said to keep the change.

Rafael Navarro
California

Editor's Note: I know this next story sounds pretty bizarre, and I didn't really believe it. So I called the locksmith who sent this in. He swore it was true. I then called the doctor who would neither confirm nor deny the story. However, it did seem to me that he immediately did know the situation about which I was asking. He told me that he considered the matter confidential and could not discuss it. The names of the doctor and hospital have been changed to protect their privacy.

Living in a small tourist town we find it desirable having our locksmith business at home. At night we put the answering service on so we can monitor the calls as they come in, and if they're not real emergencies we get back to them in the morning.

About two months ago during August, the phone rings at 1:30 a.m... we hear the monitor "This is Dr. Smith at General Hospital. Can you please call me back?" Knowing that it could only be an emergency, I called back and got the doctor. (The hospital surgeon, all of two weeks.) He asked me if I was able to open a padlock, to which I replied "yes." But he said it was in a very odd place...to which I replied "Where?" "On a man's "privates"... "What?" I said. He said that the man told him that his wife was leaving town for a few days and as a joke, put the padlock on him. After two days of not being able to find the key he decided to see a doctor. I asked the doctor to see what name was on the lock and to see if there was a code number. He answered that it was a #5 Master padlock, but the code number was scratched off. This immediately made me suspicious as to the reason why he had it on. He must have been caught with another man's wife or girlfriend.

Major
MANUFACTURING, INC.

Installation
Tools

The
Professionals
Choice

Major
MANUFACTURING, INC.

[Click here for more information](#)

I told the doctor that the wife and I would be there shortly...No one should suffer like that and besides I was very curious. Since the wife and I are both locksmiths, I thought it only fair to toss to see who was going to handle the job...my two headed coin worked. With the wife waiting in the hospital lobby, I entered the emergency room and was introduced to the "patient." After asking the doctor if I was covered by hospital insurance and fitted for rubber gloves, I asked the patient to drop his pants. His privates were enlarged and the padlock was clamped firmly. It still makes me cringe to think of it.

Unable to maneuver the lock for picking, I advised both of them to follow us home so that I would be able to use whatever equipment necessary in my shop.

After arriving at the house, I filled a pail of cold water and gave it to the doctor to hold while I explained to both of them that I was going to grind off the rivets of the laminated lock and peel back one of the laminations so that the cylinder would drop out and be opened with a screwdriver. If the heat was too much I told the doctor to throw cold water on the area.

It worked.

Results were good.

Doctor wanted the padlock.

Patient was relieved....he wanted to know the charge. I told him I had nothing to compare it with....He wanted to explain about the situation but I stopped by saying whatever he tells me would be hard to believe.

We finished having some coffee and they left. It was about 3 a.m. when the wife and I finally got to bed but we had a sleepless night, just laughing and shaking our heads in disbelief.

Paul Lehman

Maine

The funniest incident I can recall went this way. The phone rang one morning about 10:30. The lady on the phone said you will not believe this but I have a neighbor who is locked out of her house who I am calling for. The reason she is not calling you herself is because she is also locked in her back yard with a padlock on the outside of the fence gate.

I got the address and proceeded to the poor lady's rescue. When I arrived, I took one look at the padlock and said forget that idea, as it was an Abus. I then took an assortment of picks and tension wrenches and climbed the fence. I picked open the entrance lock on the back door of the house and let the poor

lady into her house again. The whole time I was there, about the only thing that the lady had to say was "I am going to kill my husband if he ever puts that padlock on that back gate again!"

Steve Huff

Texas

The first story starts with a call to a widely-known, fast-food franchise: a young couple was locked out of a Chevy S-10. Locked in a truck along with the keys was a nasty little Sheltie. The keys were lying on the seat, and I was determined to read the secondary key; however, every time I put my face to the window, the dog would go bananas and block my vision. I'm stubborn—I had the keyblank in my Curtis Clippers, and I was not going to get out my S-10 tool.

Finally, I sent the couple to the other side, and I ducked below the window. As soon as the dog went to the other side, I popped up, read the key, and clipped it out. I couldn't help gloating and made one last face at the dog. I guess you just have to be smarter than the dog.

The second story involves a much bigger dog and a much smaller car: the largest St. Bernard I have ever seen, locked in a VW Bug. The dog was

medeco[®]
HIGH SECURITY LOCKS

**The market leader
in locking systems for security,
safety, and control.**

[Click here for more information](#)

excited—and the Bug was rocking like Grandma's rocker after her pacemaker went haywire. The dog completely steamed up the windows, I was laughing so hard at the sight that I could hardly unlock the car. Needless to say, I did not open that door once I got it unlocked—I let the owner do that.

The dog in the last story just seemed to be overly friendly. Since all I had to do was replace an A53PD latch, I was willing to put up with the black Labrador Retriever bouncing around and playing. It was just when I was putting the final screw in that things got screwy. The dog jumped up, grabbed the screwdriver out of my hand, and took off. It took ten minutes to catch him and get my screwdriver back. I finished the job with a screwdriver that had teethmarks and dog slobber all over it. Sometimes the dog does win.

Allen Davenport
Colorado

Here is one of my funny stories.

I got a call one October afternoon from a woman asking if I could come and unlock her car door. She stated that a family member had locked the car doors and could not open them. Plus the car was running. The woman lived about 10 miles out in the country.

When I got there the car was still running, and the family dog was jumping around in the car. The woman was very happy to see me. The family dog didn't like me working on his car though. The dog was a big help too. Every time I unlocked the door, the dog would jump on the button and lock it. The woman said she was also in a hurry, she had a meeting to get to. I then had the woman try to keep the dog on the other side of the car until I could get the door opened.

I finally unlocked one door and opened it enough to keep the dog from locking it again. I made the woman another set of keys and she thanked me. She also said she hoped her husband didn't find out.

B.C. Polzar
Wisconsin

I had an elderly lady come in the shop one day for a duplicate key for her car. It was an older car and I recognized it as an old B-10, common so many years ago. We cut the key for her and before she would open her cloth snap purse she insisted that she go out and try it before she paid. We agreed.

We watched as she slowly made her way to the car, got in and turned the

engine over. The engine did turn over, and over, and over, until the battery finally was dead. She came back into the shop and said, "The key don't work!" Do you think we could explain to her what the key does and that it only turns the lock? She called for a ride and muttered that the old key always started the car.

Many years ago I worked in a busy shop where all of us had our routine for duplicating keys. The shop used an automatic machine and we would put the customer's key in the bottom jaw and then put the blank in the top jaw, push down hard on the side lever and then go to the register to collect the money and give the customer a receipt. By this time, the key was done and it was removed and given to the customer.

One day a businessman came in and explained to the apprentice that he needed a duplicate and please be careful as it was a Yale Grandmaster for his factory. The apprentice put the key in the top jaw and pressed down on the lever to start the machine on its way and, as many times before, proceeded to collect the money and give out a receipt.

I was working on a bench nearby and heard the key machine grinding away a little louder than usual and got up to check out the situation. The apprentice had put the key in the top jaw and ground away the whole top of the customer's key. The customer just about went through the roof and yours truly had to pay a free visit to the factory and remove a couple of locks to make a new grandmaster key. The apprentice forgot to use a blank and the correct jaws.

Another story involves a lady who locked her key in her apartment. When I arrived I discovered it to be an old bit lock. No amount of trying my ring of keys or picking would open the door. It was as secure as a safety deposit box lock. I used just about every tool in the truck and finally got the door open.

My immediate problem right now is people walking on my tools. This lady lived in a hotel that also rented permanent rooms and the hallway traffic was unbelievable. I quickly put all my tools, drills, cords, keys etc. into her apartment. A friend of hers at that instant came by and asked her what happened?

She grabbed the door and showed her friend how she simply shut the door and it locked. It was too late. She had relocked the door; this time all my tools were locked inside. I went out to the truck and scrounged up some broken

screwdrivers, pliers and what-not and managed to get the door open again.

R. Lazich
Wisconsin

As a school teacher/locksmith (prior to my retirement after 35 years in Industrial Labs Education) I was the official and very convenient car opener at our high school. One day a girl came into my woodworking class and asked me to come open her car with the keys locked inside. I told her that I couldn't leave my class, but if she'd bring her car to the back door, I'd open it for her.

She turned and left. The student parking lot is a full block away. She was back soon, very mad, telling me she couldn't bring the car to the back door, it was locked! We solved the problem of the locked car at lunch. Frankly, I couldn't solve her brain problem.

Eric Ruis
Georgia

This is a funny story that happened to me shortly after starting my own business. I had bought a bunch of odd keys from a locksmith that was getting out of the business. I had no knowledge of what some of these keys might fit.

Anyway, I got a call from a guy who wanted to know if I could make a key for an old M.G. (This was before I got my code machine.) I had nothing else to do so I told him that I would give it a try.

When I arrived I was told by the owner that he had lost the key and had been trying for two or three months to find someone that would work on the car because of its age.

Well, I started looking for a key that would fit it—keep in mind I had no reference books on my truck that could tell me the blank. All the time I am looking, this guy is following me around like a little pup. Finally I found a key that fit, but it was the only one I had on my truck.

After some time and effort I got the lock out and apart. I told my customer I only had the one key and if I messed up I could not help him. After a bit of watching he said "I have a weak heart. I am going to have to go into the house, because I cannot stand to watch this! Let me know when you are through!" I made the key.

Fred Chance
Texas ■

Business Briefs

Reliable Security Systems Changes Corporate Name

Effective now, the corporate name of Reliable Security Systems has been changed to DoorGuard Systems, Inc. doorGuard® is the pioneer product line in time delay emergency exit management.

Concurrently, the corporate headquarters will be moving to a larger facility. This expansion will allow the manufacturing group to meet increased magnetic lock and system production requirements. The doorMag® series of locks and the doorGuard® Sentry 1000 security management systems will also be manufactured at this facility.

Von Duprin Names Product Specialists

Von Duprin, Inc., has appointed Terri Eagler and Janice O'Connell as product specialists for the firm.



Terri Eagler



Janice O'Connell

In their new positions, Eagler and O'Connell will report to the product manager and be responsible for coordinating technical product support, planning and forecasting, pricing and field troubleshooting of specific Von Duprin products. They also will assist with a variety of product-related functions, including performance evaluation, product improvement and development, pricing, marketing and trade shows.

U.S. Lock To Open Satellite Warehouses

With the success of their first satellite warehouse, U.S. Lock plans to open three more in 1990. Last September, U.S. Lock opened their Jacksonville, Florida branch in an effort to service the southern market more effectively. Already having a significant share of the locksmith business in Florida, Georgia and Alabama, the Jacksonville location enables U.S. Lock to reach more customers faster and less expensively, reducing shipping time and freight costs.

The grand opening attracted over 150 area locksmiths drawing customers from as far away as Atlanta and Miami. The facility opened its doors to the security professionals offering product specials, T.V. give-a-ways and refreshments. Area manufacturers reps attending offered valuable information and technical support. Termed a huge success by U.S. Lock President Bill Pray, his immediate plans are to open three more distribution centers by next summer. "By August, U.S. Lock will be able to reach all of its customers in the continental United States within two days."

S&G Appoints Costley As Director of Education


Sargent & Greenleaf, of Nicholasville, Kentucky, is pleased to announce the appointment of Certified Master Locksmith, Brian Costley as Director of Education. This action signals a continuing effort on the part of S&G to bring product awareness and personalized customer service to distributors and users of the company's extensive line of physical security products.

Mr. Costley comes to Sargent & Greenleaf from Lockmasters, where, as Director of Education, he authorized and taught over 130 hours of new classroom instruction including the popular G.S.A. Security Container Course. He has been in the lock and safe industry since 1971 and owned a retail locksmith business for eleven years. Over the last few years he has become well known as a technical writer and physical security educator.

Willmott To Head New Medeco Division

Medeco Security Locks, Inc., announces the formation of three new independent divisions: The Door Security division, The O.E.M. Division and The Export Division.

The Door Security Division includes sales, marketing, product development, and customer service. Customers include locksmiths, locksmith distributors, contract hardware distributors, residential, commercial and institutional end users.



Philip Willmott will assume responsibility as vice president and general manager of the Door Security Division. Mr. Willmott has been with Medeco nine years and was recently director of Medeco Canada. Under his direction, the Canadian operation grew over 300% in five years.

Dortronic's Moves Operation To Build Inventory

Dortronics, Inc., electro-magnetic locking equipment specialists, has

Continued on page 176

Business Briefs

Continued from page 174

moved its operation into larger quarters where it has established its own manufacturing and warehousing facilities to go with its previously established sales and engineering products.

The increased space together with an accelerated manufacturing program, has permitted the company to build inventory where it can meet the increased demands for product and can offer prompt shipping on most of catalog items, and very little delay on customized products.

Dortronics, was founded two years ago by Irving Saphirstein, generally acknowledged to be the originator of electro-magnetic locking.

Arezzini Receives Promotion At Schlage Lock Company

Peter Arezzini has been promoted to Marketing Services Manager at the Schlage Lock Company, headquartered in San Francisco, according to a recent announcement made from Jerold H. Tuft, president, Lock Division.



Arezzini will work closely with the Retail/Residential Marketing Manager, Patrick G. Murphy and the Commercial Marketing Manager, Martin A. Burkhardt, to direct Schlage Lock Company's marketing and sales services group. In addition, Peter will oversee the Distribution Service Center operation that is located in Kansas. This is the largest distribution center of its kind in the industry, serving Schlage dealers and distributors nationwide.

ASSA Appoints New Sales Representatives

ASSA High Security Locks has announced the appointment of two sales agencies for the company's Northeastern territories.

Kevin Kelaher Associates will be responsible for sales of ASSA products into the six New England states. The Kelaher group, consisting of Kevin and Jim McNamee, is based in New Britain, CT.

Herlo, Inc. is an established sales agency comprised nine salesperson based in the New York City area. They will represent ASSA in this important market as well as New York State and Northern New Jersey.

Newman Tonks Group Acquires Five Companies

A flurry of recent takeovers and acquisitions has created a cloudy picture in the hardware industry. But moves by Newman Tonks, Inc. may help clarify the outlook considerably.

Newman Tonks has acquired five companies, including some of the oldest in the business: Falcon Lock, Harloc Products Corp., Normbau, Inc., Quality Hardware Mfg. Co., and Harvey Hardware. The companies join Newman Tonks' other U.S. holdings, including Monarch Hardware and Monarch Door Controls in Shepherdsville, Kentucky, and Rothley Brass in Mt. Washington, Kentucky.

Newman Tonks has long encouraged autonomy among its subsidiaries. And each new acquisition will maintain its own identity. However, the companies, and ultimately their customers, will benefit from the Newman Tonks' corporate philosophy and the now-extensive product line in contract hardware (from exit devices and door controls), individually-designed nylon hardware systems to quality door hardware, locks and levers.

Japanese Hardware/Builder's Tour Kwikset Headquarters

A delegation of some 40 leading hardware-industry executives and residential developers from Japan visited the plant and headquarters of Kwikset Corporation, in November. The tour was sponsored by Katsura, Ltd. of



Osaka, one of Japan's largest hardware wholesalers.

Katsura is the master distributor for Kwikset residential locksets and deadlocks in Japan. The visiting executives were welcomed by Kwikset President John Lang, Vice President Jack Wood and Ray Eelsing, director of international sales. The group was escorted by Kwikset's regional manager for Japan and Korea, Kenju Shudo. Before the plant tour, the visitors and Kwikset executives heard Tetsuo Nakano, president of Katsura, speak of "encouraging signs for increased market opportunities" for American residential hardware in Japan.

The Japanese delegation then saw an audio-visual presentation by Mr. Lang on Kwikset's U.S. and international operations and the company's product line. This was followed by a tour of Kwikset's Anaheim plant and a visit to a large retail building-supply and home center outlet in Downey, CA.



TACO Appoints Schaeffer V.P. Sales & Marketing

Trans-Atlantic Co. is very pleased to announce the appointment of Robert E. Schaeffer as their Vice President of Sales and Marketing. Mr. Schaeffer's credentials include nearly thirty years of executive sales management experience in the national marketing of construction materials and builder's hardware.

EFF EFF Chooses Sole Agent and Importer

Rutherford Controls Ltd. will no longer be using the services of an export agent for electric strikes and locks, but will now deal directly with EFF EFF, the manufacturer, as agent and sole general importer for North America. This changeover will occur gradually over the next year.

Shop Talk

Helpful Questions and Answers

Written by *all of the following authors: Shirl Schamp, Don O'Shall, Jack Roberts, Dave McOmie, Robert Sieveking and Dale Libby.*

Send your locksmith questions, along with a self-addressed stamped envelope to: Shop Talk, The National Locksmith, 1533 Burgundy Pkwy., Streamwood, IL 60107.

Q: I am fairly new to the trade, having recently completed a course in locksmithing, so my knowledge is greater than my practical experience. Also, I have started to work as a locksmith. Sometimes I feel like I'm walking through a mine-field where one mis-step and...

Here is the reason for this letter. Recently another local locksmith asked me to masterkey a number of locks for a department of a company. The company already has a massive masterkey system in place. I was told they wanted the new locks set up on the exiting grand master and the master key for that department.

I asked him if he could provide a chart of the entire system so that I could avoid making a key that might fit another lock for which it was not intended. He told me I shouldn't worry about that because there were so many

locks in the system that it would be improbable. He said just do the job. I turned the job down because of this.

The question is was I right and who would have the chart? If no chart is available then what's the proper procedure?

*Name Withheld
Upon Request*

A: You seem almost apologetic for being a newcomer to locksmithing, and yet you turned down a profitable job out of a sense of ethics. I wish all "newcomers" showed as much promise ...and even more that the "oldtimers" all did, too.

You faced a common problem. The expansion of an existing system without proper records can be a real bear of a job if you care about the system's integrity. The locksmith who advised you not to worry because "there are so many locks in the system that key interchange would be improbable" was wrong. No ifs, ands, buts or excuses can alter that statement.

If the system were a "Simple Masterkey System" such as one I designed for HUD with 4000 locks under only one level of master and only two of those keys issued, perhaps some of his optimism could be excused, although he still would not be showing the best judgement possible.

But in this case we have a departmental master involved as well. Regardless of the method employed in writing the original system, all of the keys under that departmental master will have something in common with it. This will limit the possibilities for cuts of keys beneath it, increasing the likelihood that any key you create to fit beneath that master will already be in use.

Additionally, that key will fit into the physical territory set aside in the building for that department. This means that the key is likely, if its mate already exists, not to just fit a key somewhere in the great expanse of the building, but to instead fit another lock located nearby. This further increases the likelihood that it not only will be capable of operating another lock, but that this will be discovered...possibly with dire consequences for the security of the building.

What are the alternatives that would allow you to satisfy the customer's needs and still maintain a reasonable degree of security for the building? One is to locate the actual system. Is it possible that this does not exist anywhere? Yes. But is it also possible that it does exist? Yes, again, although that may or may not do you any good.

Someone somewhere designed the original system. This may be the local



STRATTEC™

**The world's largest producer of
automotive locks and keys.**

[Click here
for more
information](#)

architectural hardware consultant, a factory keying department, a builder's hardware distributor, or a local locksmith.

If they showed any responsibility, they will have maintained a key biting list to which the company involved is entitled. Possibly they might make it available for a nominal fee.

Bear in mind that this is not the masterkey system biting layout showing all combinations possible, including those allotted for future expansion. Generally speaking these are the property of the person that developed the system, not the end user or his representatives, including yourself.

If you get the key biting chart of combinations actually in use, you can determine the information needed to re-create the system, mark off the combinations already in use, and have a completed usable document for future use. This is a lot of work, but your customer should be willing to pay for it if he realizes what he is actually getting for his money, and that as long as he uses your services it is a one-time expense.

If he is not willing, then perhaps he agrees with your friendly local locksmith who saw it as "no problem." Be aware that no one, even in writing, can absolve you of responsibility to do the job in a workmanlike, professional manner, conforming to applicable codes, to ensure the public safety.

What this means is that even if he notarizes a form accepting responsibility for any interchanges that occur, you may still be held liable for certain types of consequences that might occur as a result of it. Is it likely? No. Locksmiths have been remarkably lucky in legal matters over the years, and are likely to continue to be so for quite some time.

If you would still rather do the job right, perhaps you can absorb the time and expense to purchase the key biting chart through the company involved, re-create the system, and re-coup your expenses over a period of time, if you see the company's relationship to you as financially important.

Or you can start from scratch to decode the system by determining the relationships, first among the levels of masterkeys involved, and then from the relationships that exist between the masters and their subordinate change keys. This is a long and drawn out process, but can be done with a full knowledge of masterkeying techniques, methods and formats.

Regardless of the path you follow to re-create the system, however, there is a real Joker in the deck, waiting to foil all of your best efforts and sneer in the face of your professional approach to the problem.

Your friendly, local locksmith with "No Problem" who approached you about this job may have done other locks to be added to the system, without worrying. Or other locals may have beaten him to it. The job could already have multiple interchanges. No amount of professional efforts on your part can avoid these, although they are not your legal liability problem. They belong to the less professional locksmiths out there who don't worry about things like that. 05

Q: I'm writing to you to see if someone in your company might help me put a value, date, and tell me some history on the padlock in photograph one. I've taken it to some local locksmiths but they don't know a thing about it. I did get an uncut key for it. They also think the Champion Lock Company is out of business.



1. Padlock submitted for evaluation.

One old timer thinks it's a lock to a rifle box. When I found it, it was lying in an area heavily concentrated with bullets. So I think it's the lock to an ammo box.

The lock says Champion 6-Lever on the front of it, and on the shank is stamped Pat. Pend. The shank moves up and down freely but does not lock. All the levers inside also move freely.

I found it while scuba diving in Lake Ontario, off the barracks at Sacketts Harbour Historical Battelfield of the War of 1812, where a lot of military activity took place from the late 1700's through 1944.

That's all the information I can tell you. Any information you could pro-

vide me would be greatly appreciated. Thank you for your time.

*Larry Reich
New York*

A: This is known as a "lever push key" type of padlock and was manufactured by almost every lock manufacturing company in the late 1800's and early 1900's. There must have been millions of them made.

Champion was a trade name for the Miller Lock Co. from 1870 until 1880. The first patent for this type of lock that we have found was issued to D.K. Miller July 26, 1870. It will be found with names other than Champion on the case and it is often difficult to pin down an actual manufacturing date although we do have some clues to work on.

The Miller Lock Co. catalog of 1885 states that Phosphor Bronze Springs are used which are "Guaranteed not to rust or give out under the influence of any climate." Since there is apparently no spring action in your lock we would have to assume that the springs were made of steel and just rusted away from being submerged for so long. If this assumption is true then the piece would have been manufactured prior to 1895. Many design changes were made through the years and of course each change could have been registered with another patent.

Your piece states "Patent Pending" which means that it could have been manufactured for years prior to the actual patent being issued. We find patent #695,347 issued on March 11, 1902 to Frank Soley and assigned to the Miller Lock Co. for an identical padlock (in external appearances) but this may have been for some internal changes. And, of course, this patent could have been pending for years.

The absence of any spring action in this piece leads me to believe that it was manufactured about 1880, but, who knows, maybe they experimented with some different spring materials that just didn't hold up to the waters of Lake Ontario. The 1885 catalog shows this as Style #1 at \$12.00 per dozen with a 40% wholesale discount. An additional 2% was allowed if paid within 10 days.

If the lock shows evidence of having been nickle plated it would be style #20 at \$16.00 per dozen. Collector value today would not be much more than in the \$5.00 to \$10.00 range. Historically, the company was known as the D.K. Miller Co., The M.L. Co. and The

NATIONAL

AUTO LOCK SERVICE, INC.

National Auto Lock Service, Inc. offers a wide range of equipment and services for the Automotive Locksmith. From tools and hard to find key blanks to transponder programming, we can take the mystery out of car service. We accept credit card orders, and can ship COD. Contact us for the latest in automotive technology.

www.laserkey.com



SRI and Tech Train Productions are the automotive specialists - your best source for automotive tools, manuals, and videos.

[Click here for more information](#)

Miller Lock Co. and was sold to Yale & Towne about 1930. Yale continued to manufacture a part of the line for a few years apparently discontinuing all Miller locks about 1940. I hope this information will be helpful to you and I do appreciate the opportunity to explore such an interesting find. 03

Q: I'm looking for the codes to truck cap door locks, K139 etc. I'm getting calls, but I can't cut the key. It's not K 101-299 Vol. Corbin., that's a Star CO7.

These truck cap locks use a YJ3 Star blank. I hope you can help me out.

*Wally Braun
Wisconsin*

A: At first I assumed you were talking about a gas cap or gas cap cover, and it dawned on me that you probably were referring to a camper shell as the truck cap, so I'll approach the question with that assumption. Your Star number JT3 equals Iico 01122 which tells me in all probability the lock is Iico, Yale, or Chicago because that blank readily passes those locks.

The most logical approach would be to either read the wafers or impression it. Other than that, pick and disassemble the lock. A cam lock is just a matter of removing a screw on the rear. The universal handle type requires drilling for a retainer; pick the lock and rotate a quarter turn. Measure back from the face .771/19.3 mm and drill as small of a hole as possible. This could be governed by your accuracy. Drill in line with the end of the keyway that doesn't have the wafers protruding into the keyway. Depress the retainer while pulling outward with an extractor. 02

Q: I have just bought six J&J Taylor safes aka., Toronto Safe Works. They are all in fair to good condition but all are locked. My manipulation technique is not very good; I will have to resort to drilling.

Could you please supply me with any drill points or other information that would help me open these units.

P.S. J&J Taylor used the old S&G roller bolt 3 and 4 wheel key changeable. Any help would be greatly appreciated.

*Jeff Spearing
Canada*



Free freight!!

No middle man!!

[Click here for more information](#)



Choose S&G Comptronic electronic safe locks for...security... technology...tradition.

[Click here for more information](#)



ASP - Your Auto
Service Center
for the World


[Click here for more information](#)




Don't panic!
We have
Security Exit
Devices.

[Click here for more information](#)


A: Jeff, without more information I am afraid we can't be of much help. I have photos and specs on many J.J. Taylor safes. Even some poloroids would help enormously for identification purposes. Enclosed are photos of a rather large Taylor with an old indirect-drive Sargent and Greenleaf lock on the inside. (See photographs 2, 3 and 4.) You will notice the absence of



2. Large Taylor Safe...




3. ...with an indirect S&G lock.



4. Note, there is no external relocking device.

an external relocking device. As I mentioned however, there are may different



The
Innovation
You Expect,
with the
Flexibility
You Need!


[Click here for more information](#)



HPC, Inc.
Designing
Excellence and
Manufacturing
Quality since
1956

[Click here for more information](#)

Lockmasters has a 44 year history of training security professionals.



[Click here for more information](#)



Every Installation
Is a Self-Portrait
Of the Person Who
Did It.
Autograph Your Work
with Excellence.

[Click here for more information](#)

models, and for us to know what exactly you are up against, we at least need a photograph to identify the safe. 04

Year End Index

Continued from page 112

Tips

- Extra Bench Room For Trucks ... Jan., 14
- Loss Prevention on
Repair Jobs Jan., 15
- Tip on Drilling Safety Apr., 9
- Removing Crazy Glue
from Locks May, 90
- An Improved Brass Filler June, 10
- Saving Factory Pins Aug., 16
- Use a Belt Style Pick Case Oct., 11

Tools

- "C" Ring Removal Tool Jan., 10
- Easy-to-make Pick Key Jan., 12
- Make a Precision
Strike Locator Jan., 12
- Make a Better Slide Lock Tool ... Feb., 12
- Across-the-car Lockout Tool Feb., 14
- High Tech's Model 1700 Mar., 50
- GM Cylinder Holding Tool Apr., 11
- Make a Flexible Light Apr., 14
- New HPC Products May, 40
- The Olympus Lockscope May, 58
- Snare Tool for Car Opening June, 9
- An Inexpensive Safe Drill Rig... June, 11
- Spreading Tool for
Plug Removal June, 14
- Modifying Car Opening Tools July, 13
- Modified Flex Clip Tools July, 14
- Make a Tubular Key Decoder Aug., 11
- Rotary Hammer
Conversion Tool Aug., 12
- Ford Clipper Tool Aug., 18
- Make a Screw Hinky Sept., 12
- Electric Trunk
Release Service Tool Sept., 12
- Face Cap Removal Tool Sept., 14
- "Locksmith" Pocket Knife Sept., 15
- Flexible Claw Tool Oct., 9
- Pick Set Organizer Oct., 10
- Make Your Own Car
Opening Tools Oct., 14
- Easy-to-make Slip Gauge Nov., 12
- A Handy Wrist Flashlight Nov., 20
- High Tech Car Openers Nov., 34
- Make Your Own Lock Shims Dec., 15
- Make a Folding Slim Jim Dec., 16

Mortise Locks

Continued from page 156

properly place them.
Earlier, this would have been difficult to do because there would have

medeco
HIGH SECURITY LOCKS

The market leader in locking systems for security, safety, and control.

[Click here for more information](#)

NATIONAL
AUTO LOCK SERVICE, INC.

National Auto Lock Service, Inc. offers a wide range of equipment and services for the Automotive Locksmith. From tools and hard to find key blanks to transponder programming, we can take the mystery out of car service. We accept credit card orders, and can ship COD. Contact us for the latest in automotive technology.

www.laserkey.com



Make Sargent & Greenleaf's Comptronic locks your choice for electronic safe locking solutions.

[Click here for more information](#)



**Free
freight!!**

**No middle
man!!**

[Click here for more information](#)

been so many to observe, but at this stage it is usually quite easy.

Our last assembly step is the placement of springs. The springs shown in illustration two should be an excellent guide in determining the correct spring and its related position in the lock.

Once the springs are in place, we can hand hold the cover in place and test the action of the lock. Then all that remains is to set the *hand* for the swing of the door. This is quite simple when you use the set of charts shown in illustration four.

First, determine what you already have, based on the latch position in relation to the lock cylinder (outside) of the door lock. Then observe the opening on which the lock is to be placed, and determine the "swing" of the door. Once you have done these two steps, follow the chart to go from what you already have (left side of chart) to what you need for the door (across the top of the chart). Do what it tells you, and the job is complete.

Now you are ready to collect your money or your prize. ■

Attic Notes

Continued from page 165

use the same X0001-2000 codes as the 1989-90 Cressida.

The Isuzu code book was updated to include the new N5001-7000 codes for the Isuzu Storm. These "N" codes are the same as those used on the '88-'89 P-up and Amigo. (X-176 key.)

Keys'n Case™ by Curtis Industries

A new "spare key" program is available from Curtis. The "Keys'n Case" consists of a Dupont Delrin™ II plastic key, in a flexible plastic pouch. Photograph five shows the keys in the extended and retracted positions. The



5. Curtis's Keys'n Case.

keys are not removable from the case. Keys'n Case spare keys will be available for most popular foreign and domestic autos. The Keys'n Case for General Motors vehicles has two keys in the case. Ask your Curtis representative to show you one when you see him. ■



SRI and Tech Train Productions are the automotive specialists - your best source for automotive tools, manuals, and videos.

[Click here for more information](#)



The world's largest producer of automotive locks and keys.

[Click here for more information](#)