

# The National Locksmith

February 2004  
Volume 75  
No. 2  
\$7.00

Shop the online store!  
[TheNationalLocksmith.com](http://TheNationalLocksmith.com)

**Spectacular  
Sidewinders  
and  
Dynamite  
Duplicators**



Don't miss...  
**DIRECT MAIL BONUS CARDS**  
See center spread!



# 17 Reasons to Choose HPC's Blue SHARK™!



**Popular Keys**  
Quick links to the keys you cut most often.



**4-Way Jaws**  
Holds an optimal number of different blanks.



**Decode Keys**  
Electronically read depths of cut keys.



**Added Convenience**  
Loaded with many features to make each job easier.



**Custom DSD**  
Add in your own custom information.



**Password Protected**  
Prevent unauthorized users from making adjustments to the machine.



**Easy to Update**  
Multi-media card updates mean no computer is needed.



**Online Help**  
Complete on-screen manual is just a click away.



**Electronic Touch Off**  
Allows you to easily cut double-sided blanks.



**Easy to Adjust**  
Complete on-screen adjustments for each or all manufacturers.



**Touch Screen**  
Computerized touch-activated screen loaded with easy to follow text and graphics.



**All the Codes!**  
Vehicle Codes, Lockshop Codes, and Padlock Codes.



**Key Blank Cross Reference**



**Angle Cuts**  
Automatic Rotating-Head is ideal for High Security Angle Cuts.



**Safety Features**  
A number of built-in safety features protects the user and the machine.



**Free Software**  
Choose between MasterKing® or KeyTrail® as your FREE GIFT!



**Multiple Cut Styles**  
5 different cut modes and 4 specialty keys.



**Blue SHARK™**  
No. 123SHARK

**HPC** HPC, Inc.  
3999 N. 25th Avenue  
Schiller Park, IL 60176 USA  
Tel: 847.671.6280  
Fax: 847.671.6343  
www.hpcworld.com

**On The Cover...**



In the world of high security key duplicators and unique duplicating code machines, HPC, DiMark International, Framon, Kaba Ilco, and Bianchi are the ones to see.

**Publisher** ..... Marc Goldberg  
**Editor** ..... Greg Mango  
**Art Director** ..... Jim Darow  
**Technical Editor** ..... Jake Jakubowski  
**Senior Writers**  
 Sal Dulcamaro CML, Michael Hyde,  
 Dale Libby CMS, Dave McOmie, Sara Probasco,  
 Robert Sieveking  
**Contributing Writers**  
 John Blankenship, Tony Blass,  
 Ron & Chris Curry, Mark Daniel,  
 Richard Allen Dickey, Ken Holmlund,  
 Tom Lynch, Tom Mazzone, Randy Mize,  
 Tom Seroogy, Steve Young  
**Director of Sales & Marketing** .....  
 Jeff Adair  
**Advertising Account Manager** .....  
 Debbie Schertzing  
**Accounting Manager** .....  
 Sheila Campo  
**Production Assistants** .....  
 Dave Krofel, Joseph Bonus  
**Administrative Assistants** .....  
 LaVerne Schertzing, Sean Selby, Chandra Smith  
**Shipping Manager** .....  
 Allan Galvez

**National Publishing Company**  
 The National Locksmith® ISSN #0364-3719 is published monthly by the National Publishing Co., 1533 Burgundy Parkway, Streamwood, Illinois 60107-1861. Periodicals postage paid at Bartlett, Illinois 60107 and additional mailing offices USPS 040110. Subscriptions \$46.00 per year in the USA; \$58.00 per year in Canada; \$72.00 in all other countries. Single copies \$7.00 each. Postmaster, please send change of address to National Publishing Co., 1533 Burgundy Parkway, Streamwood, Illinois 60107-1861.  
 ©2004 by the National Publishing Company. All rights reserved. Printed in the U.S.A.



(630) 837-2044 • Fax: (630) 837-1210  
 E-Mail: natlock@aol.com  
 See us on the World-Wide Web:  
[www.TheNationalLocksmith.com](http://www.TheNationalLocksmith.com)

# CONTENTS

The National Locksmith®

February 2004 • Vol. 75, No. 2

## FEATURES

**18** **COVER FEATURE**  
**High Security Duplicating Machines**  
 Meeting the demands of duplicating the most extreme keys.



**68**  
**FireKing Insulated Filing Cabinet**  
 An easy fix for a common problem.



**30**  
**2001 Honda Civic, Part 2**  
 Trunk Lock, trunk release and programming procedures.



**CODES** **99**  
**Toyota**  
 10000-15000.




**40**  
**Safe Tools**  
 New tools for the safe technician.



**NEBS** **113**  
**Work Wear**  
 Make a memorable first impression.



**44**  
**Keyless Ride**  
 Bringing auto work back to the locksmith.



**115**  
**2000 Indian Chief**  
 A new version of the vintage Indian.



**52**  
**Ingersoll-Rand, Part 6**  
 Installing the LCN 4041 Closer from Ingersoll-Rand.



**121**  
**TheNationalLocksmith.com**  
 Visit us online for technical forums, chat, online store plus visit our sponsors.



## DEPARTMENTS

- 5** **Commentary**
- 6** **Mango's Message**
- 8** **Letters**
- 10** **Security Cafe**
- 58** **Beginner's Corner**

- 66** **The Lighter Side**
- 80** **Road Rally**
- 81** **The Cash Station**
- 84** **Technitips**
- 114** **Business Briefs**
- 122** **Test Drive**

Allstate Insurance Company and Allstate Indemnity Company, Northbrook, Illinois. Allstate New Jersey Insurance Company, Bridgewater, New Jersey. Allstate County Mutual Insurance Company, Irving, Texas. Subject to availability and qualifications. ©2003 Allstate Insurance Company.



**Consolidate your business insurance with us and get more done with fewer phone calls.**

Your local Allstate agent can provide your business and employees with the protection they need, so you can spend less time talking about your business and more time running it. Call 1-800-859-0247 and see what the Good Hands® can do for you.

Circle 311 on Rapid Reply



# COMMENTARY



## ***I Am A Locksmith***

(Originally Published in February 1993)

*I am a Locksmith.* All too often I see you after a traumatic burglary, when you are scared and upset. Many times you call me to improve your security when it is already too late. Your home is a shambles and your property is stolen. Your door locks were old, and the door frame was weak. Entering your house was an easy task for the criminal. But I cannot turn back the clock and prevent your misfortune.

When your business is vandalized, I'm quickly on the scene. I fix the locks which have been super-glued, or I install a new lock when the old one is broken. When you lose your door key, I come right over to pick the lock. I let you in your business and I make you a new key.

*I am a Locksmith.* Sometimes you call me when your keys are locked in your car. You are frustrated by the inconvenience and expense of having to call me. But when you call, I will be right there with the tools and training to resolve your problem without damaging your car.

I'm there when you lose all your car keys and you didn't save the code tags. I pull down the steering column to remove the ignition. I read the code numbers on the lock and make you a new key to get you on your way.

*I am a Locksmith.* I am available to cut you a new key when the one you got at the hardware store doesn't work. I'll install a new deadbolt for you when yours fails to work. You bought a cheap import at the home center, but you were angry when you realized no replacement parts were available.

*I am a Locksmith.* But I must also be part psychologist. Often, when you call me, you have had some sort of trouble. Security is not usually on your mind unless you have had a problem. It is not easy to deal with people when they are upset.

I have been trained to secure and protect your home, your business, your property...and yes, even your life. I know that many hardware stores sell locks cheaper than I can. I know that in some towns the police will open your locked car at no charge. But I will be there for you when the cheap imported lock breaks. And I will be there for you when the police damage your car with their "free" service.

*I am a Locksmith.* I take my profession very seriously. In the best of all worlds, you'd call me to repair your locks *before* someone took advantage of them. In my dreams, people realize that a locking door knob is not enough protection for them and their family. I'd love you to call me for a deadbolt before someone rips off your doorknob with a pipe wrench.

I am a businessman, a diplomat, a psychologist and a Locksmith. I spend my entire career trying to help you keep out the bad guys. Sickness is the enemy of the doctor. And the criminal is the enemy of the Locksmith. I will be there to help you after the break-in. But it will bother me to know that a little security would have prevented your loss.

I will be there to help you protect what is yours. I offer products and services to help secure cars, homes, businesses and more. I read trade magazines and belong to associations so I can learn more about how to protect you. My whole profession is sworn to protect and secure the property and safety of the public.

Of course you can call me after a loss. But I would rather be there first to help prevent that loss. Criminals offend me. Your security is a sacred trust to me.  
*I am a Locksmith.*



*Marc Goldberg*

**Have questions? Want free technical help?  
Free Locksmith Forums!**

[www.TheNationalLocksmith.com](http://www.TheNationalLocksmith.com)

**Marc Goldberg**  
Publisher

# Mango's Message

## The Directory Challenge

**T**he *National Locksmith* has been publishing an industry directory for 18-years now and it is a daunting task every year we do it. Providing Manufacturers listings, Distributors listings, School listings, Association listings, Web Site listings, a Price Survey and a Year End Article Index is valuable information and extremely useful, but assuring that all information is current, accurate, and complete, is painstaking, time consuming and exhausting. Needless to say, with the vast amount of information that is accumulated and processed, there is bound to be mistakes, and without fail, there always is.

We desperately try to avoid errors at all costs, because we know that if a name, address or contact information is incorrect, that listing is basically useless to the intended party, and useless to the end user. And unlike a piece of paper and pencil where a mistake can be erased and corrected immediately, that incorrect information remains until next years update.

Knowing that fact, each year we send everyone included in the directory an update information form to complete and send back to us so we have current information. If the update form is not sent back to us, the listing information from the previous year is published, which may or may not be correct. Inevitably, every year we will receive calls from an irate customer(s) because we published incorrect information. Sometimes the mistake is due to an error on our part, and sometimes it is because the said party did not send us current updated information. In either case, it's a no win situation for us.

The following is a listing of companies printed in the directory with incorrect information. We apologize for this oversight on our part. If there are others that we are unaware of with incorrect information in your directory listing, let us know so we can correct and accurately publish your listing in next years directory.

### Manufacturers

**TMI Inc.**  
127 SE 29th St.  
Topeka, KS 66605  
**Toll Free #:** 877-798-8641  
**Local Phone #:** 785-232-8705

**Fax #:** 785-232-2603  
**Web:** [www.worldclasslocks.com](http://www.worldclasslocks.com)  
**Contact:** Dan Graffeo

**LAB Security**  
700 Emmett St.  
Bristol, CT. 06010  
**Toll Free #:** 800-243-8242  
**Local Phone #:** 860-589-6037  
**Fax #:** 860-583-7838  
**Web:** [www.labpins.com](http://www.labpins.com)  
**Contact:** Tom Martucci

**The Klinky™ Manufacturing Company**  
4000-D West Magnolia Blvd., #230  
Burbank, CA 91505  
**Local Phone #:** 818-766-6256  
**Fax:** 818-766-6274  
**Email:** [customerservice@klinkyworld.com](mailto:customerservice@klinkyworld.com)  
**Web:** [www.klinkyworld.com](http://www.klinkyworld.com)  
**Contact:** Vick Asmerian

### Distributors

**Hawley Lock Supply**  
2122 E. Van Buren St.  
Phoenix, AZ 85006  
**Toll Free #:** 800-398-2458  
**Local Phone #:** 602-795-8247  
**Fax:** 866-442-9539  
**Email:**  
[james@hawleylock.com](mailto:james@hawleylock.com)  
**Web:**  
[www.hawleylock.com](http://www.hawleylock.com)  
**Contact:** James  
Hawley



**Greg Mango**  
Editor



# ADAPTABILITY FLEXIBILITY • CHOICES



## ONE COMPANY... ENDLESS SOLUTIONS

### LA GARD's product line offers Endless Possibilities

Use the LA GARD Dual-Handed Swingbolt lock, programmed with either the LGBASIC or SAFEGARD software, with our selection of electronic entry devices, and you can solve most any retrofit need.

- LA GARD's patented Dual-Handed Swingbolt Lock, available with either the 3765-2 (LGBASIC) or 3260 (SAFEGARD) software.
- For use with LA GARD's 3710 Angular Entry, 3715 LGBASIC™, 3000 Round Entry, 3900 LGACCESS Handle Entry.
- Pin and Spring option available for the 3035 COMBOGARD Entry

Another powerful innovation from LA GARD.

**310-325-5670**

Offices Located Worldwide



LA GARD, INC. 3330 Kashiwa Street, Torrance, CA 90505  
Ph: 310-325-5670 Fax: 310-325-5615 Fax On Demand: 877-LAGARD2  
Email: theone@lagard.com www.lagard.com

**LAGARD**

One Company... Endless Solutions

A MASCO Company (NYSE:MAS)

Circle 344 on Rapid Reply

# Letters

*The National Locksmith* is interested in your view. We do reserve the right to edit for clarity and length.

## Greetings from Down Under

Gday! We at KING'S LOCKSMITHS in SYDNEY, AUSTRALIA have just recently started to subscribe to *The National Locksmith* magazine. It's great to see someone producing the quality of locksmithing news and ideas which have come in handy, especially the auto tips, they have helped us out a couple of times.

We specialize in ABLOY products, so if you have any handy tips on this product it would be greatly appreciated to see something in one of your upcoming issues.

Anyway, thanks again and looking forward to your next issue. It's a Fairdinkum great magazine.

*Phillip Outtrim  
Australia*

## Thank You Sy Lucas (A Tribute)

In October I learned that my first boss in locksmithing's father passed

away. I had met Sy Lucas only a few times since Sy moved to the mountains away from the Bay Area. I only met with him briefly in and out of the shop when he came to visit.

I would like to let the locksmith community know that even though I did not know Sy well, I did become a great locksmith trained by Stan Lucas his son and Blaine Lucas his grandson. I worked for Stan Lucas quite a few years and later moved to the mountains myself and started my own successful business, Mar-Key Lock and Security. Stan and Blaine are truly people I look up to.

I realized how important Sy Lucas was to my whole life...a man I barely knew yet if it were not for Sy, I'm not sure where I would be today. Sy must have been a special man because what I learned from his family is unreal. Sy's son Stan taught me how to treat an employee, appreciate them and respect them. Sy's grandson Blaine is a "Guru" locksmith. He constantly impresses me with how much he knows. I always wanted to know as much as Blaine and some 15 years later I still seek that same desire.

I am a boss myself and feel Stan's business skills are now my foundation for being a great boss. As well, Blaine was a role model.

I must also mention Stan's wife Gayleen. Gayleen taught me how important lunch is! Gayleen made everyone lunch, everyday! I now buy lunch for my employee's everyday since cooking is not my



forte. All and all this family has had such a positive influence on my life. Their family has created a quality locksmith and I can say confidently a great boss. This all goes back to Sy Lucas, a real pioneer and a man who has created a great family business.

Thank You Sy Lucas.

*Mark Dolin, CRL  
California*

## Serious Security

This is someone who definitely takes security seriously! What is that bike made of?



**TRIL**

**The National Locksmith  
1533 Burgundy Parkway  
Streamwood, IL 60107  
Attn: Editor**

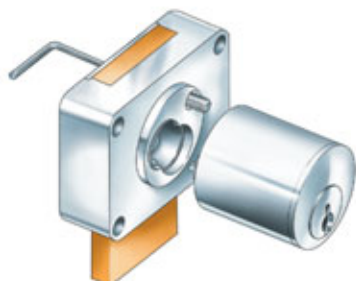


# STOCK LOCKS®

Standard Locks for Special Needs

**Shipped In  
24 Hours**

# The World's Most Complete Stock Program



**CompX**  
NATIONAL

**FULL PRODUCT LINE  
OF SECURITY LOCKS**

**"THE ADVANTAGE PLUS"**

100 years ago **National Lock** began making quality cabinet locks and in 1968 founded the STOCK LOCKS® program, offering pin tumbler and plated disc tumbler cabinet locks plus a complete line of mail box locks.

With the addition of **Fort Lock** in 1998 the program was expanded to include STS capped single and double bitted disc tumbler locks and showcase locks.

With the addition of **Timberline Lock** in 1999 came a complete offering of small diameter, core removable replacement wood furniture locks and mechanisms.

With the addition of **Chicago Lock** in 2000 the popular ACE® tubular lock products were added to the STOCK LOCKS program.

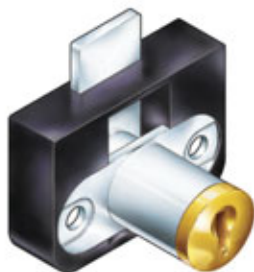


**Poly bags are color coded  
by company and bar  
coded. Multiple finishes  
available in stock.**

Together, under the **CompX Security Products'** umbrella, we offer over 1500 stock keeping units and represent 252 years of cabinet lock manufacturing experience beginning in 1903.

STOCK LOCKS is the broadest coordinated program of cabinet locks in the world, and **you can insist on the STOCK LOCKS brand** for your security needs.

**We were there for you then — and we're here for you now!**



**CompX**  
TIMBERLINE  
LOCKS FOR  
WOOD FURNITURE



**CompX**  
FORT

**MULTI-FUNCTION CABINET LOCKS**



**CompX**  
CHICAGO

**HIGH SECURITY LOCKS TO  
THE VENDING INDUSTRY**

**CompX**  
SECURITY PRODUCTS

200 Old Mill Road  
P.O. Box 200  
Mauldin, SC 29662  
PH (864) 297-6655  
FAX (864) 297-9987

Western Distribution Center  
9370 Buffalo Ave., Unit 104  
Rancho Cucamonga, CA 91730  
PH (909) 476-7933  
FAX (909) 476-8553

[www.compxnet.com](http://www.compxnet.com)

Circle 319 on Rapid Reply

# SECURITY

DROP IN FOR TOOLS,  
TECHNOLOGY & EQUIPMENT

# Cafe

## Intralock's New ITL950C Code Sets

Intralock Tools has added to the 950C internal memory 350 additional code sets for filing cabinets, drawer locks and motorcycles. The flash card memory in the 950C is capable of holding all codes that have ever been used. The only limitation is our ability to find, verify and enter additional code sets. Intralock is fortunate to have a broad base of users that help with corrections to the present code database and provide new sets of codes. Intralock is presently working on a foreign car database and plans to add those codes before the year-end. The process of entering codes and cutting keys is simple and fast. All you need to do is:



1. Enter the code
2. Insert the key blank
3. Cut the key

There are no books to search through, no cards

to find and no external computer to hook up or use. Intralock Tools designed the ITL950C with the mobile locksmith in mind, so it comes with the ability to hook up with your van's 12v supply as a standard feature.

## Sargent's New SARGuide

Sargent Manufacturing has partnered with E-Lite Technologies to introduce SARGuide, an exit device



with an illuminated touch pad enhancing the visibility of exit devices in low-light conditions. As a supplement to existing codes for egress lighting, SARGuide effectively improves the safety features of any public building. Highly visible in smoke, SARGuide utilizes state-of-the-art electroluminescent technology developed by E-Lite Technologies to provide an illuminated "guide" to the nearest exit. SARGuide is illuminated utilizing the patented FLATLITE® electroluminescent lamp embedded within the Lexan touch pad.

The green/blue electro-luminescent light from

SARGuide offers three to five times greater visibility from considerable distances than any other light source and does not affect night vision. The special touchpad has no exposed components and is UL listed for use on panic (UL305) and fire-rated (UL10C) exit devices. There are no filaments to break or fail, and the device is immune to vibration or shock. SARGuide can be wired for continuous operation or activation triggered by a fire alarm system.

## Klinky Mfg. Specialty Keys

With over 140 designs to choose from, Klinky Manufacturing Companies' entire assortment for your store is only a click away at [www.klinkyworld.com](http://www.klinkyworld.com). Klinky categories include Animals, Attitude, Fine Art, Holiday, Home & Office, Humor, Inspirational, Love



& Peace, Motivational, Occupations, Patriotic, Youthful, Zodiac, and

more! Available in both KW1 and SC1. Two eye-catching displays also available.

## DORMA 9000 Series Exit Device

To continue building on DORMA's legacy of strength and reliability, DORMA Architectural Hardware offers its 9000 Series exit device to provide durability and added functionality to commercial and institutional doors.



The heavy-duty cast chassis of the 9000 series provides superior durability for high-impact applications such as schools, universities and other commercial and institutional facilities. It features a smooth, reduced projection that minimizes catch hazards. The device's partial length touchbar permits field installation of options such as cylinder dogging and exit alarms.

A variety of options are available on the 9000 Series exit device line including surface, concealed and less-bottom-rod configurations. Electronic

options include electric latchbolt retraction, monitor switches and several exit alarms. A full complement of free wheeling lever trim is available in a wide assortment of architectural finishes. The 9000 Series exit device is backed by an industry-leading 10-year manufacturer's warranty.

**Combi-Cam  
by Frank J Martin Co.**

The Frank J Martin Company announced their innovative Combi-Cam to the market. The durable, all metal combination cam lock replaces any 3/4" keyed cam lock and has 1000 possible combinations that you can easily reset within seconds. To change the combination, simply



have it on the opening combination for the cam and push in the reset button. Available in cylinder lengths 5/8", 7/8" and 1-1/8".

**STI Makes AED Units  
Easily Accessible**

In the event of an emergency, knowing

**SECURITY Case**

where, and having access to an Automated External Defibrillator (AED) can be a matter of life or death. When every second counts, an AED unit needs to be highly accessible. Helping to assure AED units are readily available, Safety Technology International, Inc. is working hard to make that possible. Their customers have made requests for a clear polycarbonate

enclosure to house AED units, and have met the challenge with their AED Damage Stopper. Unlike metal boxes, STI's enclosures allow AED units to be highly visible and are competitively priced in comparison. They mount on the wall enabling them to be stored in a central location and are capable of housing CPR accessories.

The enclosures are secured with a thumb lock, a key lock option is also available upon request, allowing easy access, and are armed with an alarm and strobe



**Continued on page 14**

# test cycles ... and counting.

Independent lab tests on an FRP door prove the high-traffic durability of our hinges. Pair-Matched™ leaves make our hinges last longer because they fit your doors better. Lifetime lubrication gives years of maintenance-free operation.

Specify SELECT Hinges™ for new construction and avoid maintenance costs and headaches for life. Or fix existing worn-out hinges for good.

**Select the most durable, hassle-free hinge.  
Select the fastest delivery time.**

**SELECT HINGES™**  
SELECT Products Limited  
9770 Shaver Rd.  
Portage MI  
Ph: 800-423-1174  
[www.select-hinges.com](http://www.select-hinges.com)

Geared to ship in  
**48 HOURS™**

# Lightning Rod™

Patent Pending

## L.E.D. Technology

# HIGH TECH TOOLS

Translucent  
Sure Grip  
Tip™

Special Plastic Coating  
Won't Scratch Paint and  
Glow in the Dark!

Only \$49.95

\*Upgrade to a Lightning Rod™  
instead of a regular long reach  
tool for only \$34.95 with the  
purchase of any set!

Solid High Strength Rod

Lights Up and Glows in the Dark

## HIGH TECH JACK SETS



Glows in the Dark



**One Hand Jack Set:** Shielded Quick Max Long Reach Tool, One Hand Jack Tool, Air Jack Air Wedge, Super Strap Tool, Carrying Case. #OHJS4 \$59.95

**Super Mega Jack Set:** Shielded Quick Max Long Reach Tool, One Hand Jack Tool, Super One Hand Jack Tool, Super Air Jack Air Wedge, Super Strap Tool, Carrying Case. #SMJS4 \$79.95

1-800-323-8324

Upgrade any set with a  
Lightning Rod™ for \$34.95

# Introducing The 2004-2005 High Tech Tools Vehicle Access System



Today's automobile lock mechanisms are nothing short of extraordinary. Cabled, and shielded, each and every lock-out presents a new challenge requiring just the right tool. The High Tech Tools Vehicle Access system, gives you the specialized tools you need, with step by step photo instructions. The only system in the world, that includes every modern auto lock-out technique, and innovation in one easy to use set. Auto and Truck Lock-outs are our Business Our Only Business!

**We wrote  
the book  
on car  
openings,  
Literally!**

**100%  
Money  
back  
Guarantee**

## Free Truck Master Set\*



\*For a Limited time, get a Truck Master Heavy Duty Truck opening upgrade with every Master Locksmith Super set purchase. The TMU Unlocks all heavy and medium duty Trucks including all Big Rigs! Includes manual, Tools, and Carrying CASE. Not valid on previous orders, limited time offer!

# HIGH TECH TOOLS

1628 NW 28th Street  
Miami, Fl. 33142

305-635-1011 • Fax 305-635-1015

[www.hightechtools.com](http://www.hightechtools.com)

**1-800-323-8324**

Continued from page 11

to protect against misuse, vandalism and accidental damage. The alarm does allow legitimate usage of the AED unit. For convenience and to assure an accurate fit, there are four different enclosure models available.

## Videx Announces CyberKey Authorizer

The CyberKey Authorizer brings network and modem capabilities to the CyberLock Access Control System. The Authorizer allows management to control access and audit remote site activity from one central location. Users

can now receive their access privileges and entry authorization daily at the exterior of a building by inserting their key into the Authorizer. At the same time, a record of their activities from the previous day is downloaded into a host computer.



For extra security, the systems software provides exception

reports and notification of at-risk events by email. A comprehensive audit trail of all activity is stored in both the locks and keys. Keys can be set to expire automatically at specific times and dates. Each users key carries a schedule of what locks the key is authorized to open, at what time and days, and the length of time the key is valid. Most importantly, one key can be programmed to access safes, doorways, cabinets, and padlocks throughout an entire facility.

## Omnia Locksets

Omnia Locksets are the locks of choice when optimum security, stunning design and easy installations are the objectives. Available in

network video interface adaptor kit. The kit comprises of a color video door station, network adaptor and power supply. The adaptor allows an Aiphone color video door station to be connected to a video server encoder (not supplied by Aiphone) and viewed on a PC through a LAN or WAN network. Features of this system include alarm notification, event recording, remote door or gate answering and door release control. This enhanced system will meet those applications that need a large quantity of video door stations and have the capacity of utilizing a local desktop computer.

## Iico Bit Key Locks

Kaba Iico Corporation offers bit key (skeleton key) locksets in a variety of styles including surface mount or mortise mount. These locksets offer security with a nostalgic look and are excellent replacements when renovating older homes. The bit key locksets feature a brass lacquer finish and include a lock body, strike, spindle, screws and two each of the knobs, trim plates and keys.



thirteen stocked finishes for immediate delivery. Omnia levers are also offered in many custom finishes as well. They are designed to fit Omnia's tubular and narrow plate latchsets, the UL listed mortise locks, deadbolt locks, and narrow backset locksets.

## Aiphone Network Video Interface Adaptor

Aiphone Corporation introduces the KCS-IFA

## Marks USA Monaco Design Cylindrical Lockset

Marks USA has designed and is manufacturing its first decorative cylindrical lever lockset. The design matches its Monaco

**Can this low-cost unit solve your fire door exit/entry problems? It solved theirs!**



STI Exit Stopper®

**"The Exit Stopper® is working fine for the museum it was installed on. I even used one while it was needed to keep my kid from sneaking out of the house!"**

Bruce Jehning  
Camas Valley Locksmith  
Camas Valley, Oregon



**"Since we installed Exit Stopper®, fire doors are no longer opened when they aren't suppose to be."**



Ralph Good  
Maintenance Supervisor  
Callaway Public Schools  
Callaway, Nebraska

**And thousands more!**

Why risk theft and worse from unauthorized entries and exits through fire/emergency doors? CALL TODAY.

800-888-4STI



Safety Technology International, Inc.  
2306 Airport Rd. • Waterford, MI 48327  
www.sti-usa.com

© 2001, 2002, 2003 STI

series of tubular locksets, but is available in most of the keyed functions. In addition, it comes in polished brass with a lifetime finish warranty. As in the other Survivor series, this lockset is built around the Marks USA clutch mechanism for greatly extended life. Presently available in ANSI grade two, it will satisfy those applications where a decorative but reliable, heavy-duty lever lockset is required.

### Simtech Low Cost Intrusion Alarm

Simtech International has introduced the EZ-99 door alarm. Its extreme simplicity, four operating modes is an ideal security solution for a wide variety of applications. The new system is a single-point alarm using an electronic touchpad and magnetic contacts, and is excellently suited to apartments or condos, which typically have either one or two entry points.

The EZ-99 has four operating modes. With the alarm off, a chime sounds every time a door is opened, no more surprise entries or exits. The alarm mode can be set for instant on, generally used when the occupant is home and the system is used for personal protection. The 10-second delay mode protects property when the user is away from home. In either case the EZ-99 will sound a 110 dB alarm.

### Front Desk Depositories



Perma-Vault Safe Company's custom specification front desk deposit boxes provide convenient security at any location where articles need to be secured when entering a facility, such as at hotels, motels, college dorms, factories, police stations, banquet halls and similar operations. Available with a variety of electronic locks, single key high security locks or with a dual-key lock, similar to a bank safe deposit box lock. The units permit access only when both the user and management are present. Users can store smaller items, including handguns, in smaller compartments, or items such as laptop computers or briefcases in the larger units.


The deposit boxes are available in a variety of sizes and lock configurations to suit the user's needs. The PV-27-K dual-key model contains 16 storage units measuring 6" high x 6" wide x 11-1/2" deep and two units measuring 6" high x 12" wide x 24" deep. Units have right hand hinged doors equipped with dual custody keys and are constructed of heavy gauge steel with powder coat finish. Each unit has foam inserts, two operator keys and one guard key per lock.

TNL



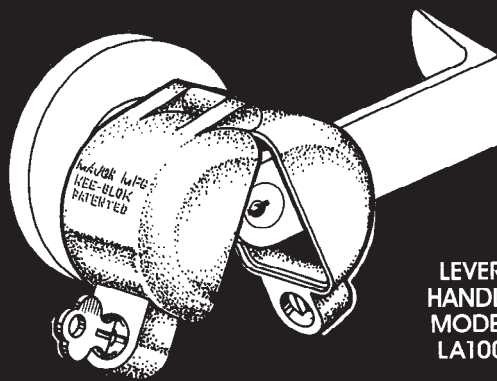
**"BLOCKS ALL EXISTING KEYS TO A KNOBLOCK OR LEVER HANDLE LOCK IN SECONDS!"**

# KEE-BLOK™



**KNOB LOCK MODEL A100**

■ Also fits over padlocks to block out existing keys ■ A must for all travelers ■ Fits 90% of all knoblocks ■ Prevents entry of any existing keys ■ Portable, light and strong ■ Fits in the palm of your hand ■ Added protection . . . A new lock in just seconds ■ High strength aluminum alloy ■ Available "Keyed Alike" and "Keyed Different" ■ Standard finish is in Silver Powdercoat with optional finishes in Red, Yellow, Green and Blue Powdercoats ■ 25 different keyed alike and 100 keyed different changes available in replacement cylinders ■ A must for: **Motels, Hotels, Offices, Schools, Colleges, Government Buildings, Stores, Homes, etc.**



**LEVER HANDLE MODEL LA100**

■ Fits: **Schlage Rhodes, Schlage Oly, Arrow Sierra, Sargent 10 Line Series, Falcon DG, Lockwood Lever, U.S. Lock, Cal Royal Apollo, LSDA Levers, S. Parker Hardware, Sargent 6500 Series Lever** and many other models ■ Fits most lever handle locks ■ Prevents entry of any existing keys ■ Portable, light and strong ■ Added protection . . . a new lock in just seconds ■ Available "Keyed Alike" and "Keyed Different" ■ Other specifications same as Kee Blok Model A100.

AVAILABLE FROM YOUR LOCKSMITH DISTRIBUTOR!

1995 Major Mfg., Inc.

# Major

MANUFACTURING, INC.

1825 Via Burton, Anaheim, CA 92806  
714/772-5202 • FAX 714/772-2302 • www.majormfg.com

# Any Make, Any Model

Saturn SL



(CO-62)  
Safari Joe™

Chevy Cavalier



(CO-39)  
Horizontal Hook

Ford Taurus



(CO-57)  
J Flex™

Audi S6



(CO-73)  
Lasso™

Ford Thunderbird



(AKK-P17)  
Pocket Killer Kit

Toyota Corolla



(CO-58)  
Pocket Jim™

Toyota Tacoma



(CO-78)  
5 Foot Super Snare

Chrysler New Yorker



(CO-37)  
Chrysler Tool

Porsche 911



(CO-75)  
Horizontal Clutch™  
U.S. Patent# 5,642,648

Chevy Van20



(CO-4)  
Deluxe Opener Set

Toyota Highlander



(CO-60)  
Caddy Killer™

Cadillac Escalade



(AW-100)  
Collapsible  
Universal Air Wedge™





# Model...Always HPC!

Mercedes



300 E

(CO-21)  
Mercedes-Benz Opener

Jaquar



XK-8

(CO-83)  
Fishing Pole

Dodge



Neon

(CO-10)  
The Original Slim Jim™

Volkswagen



Jetta

(CO-52)  
Super J™

Chevy



Camaro

(CO-62)  
Safari Joe™

Volkswagen



Beetle

(CO-80)  
Switch Stick



(AW-99)  
Original Air Wedge™

Honda



Civic

(CO-61)  
Stretch Killer™

Infiniti



Q45

(CO-74)  
Trip Tool

Geo



Tracker

(CO-22)  
Jim Dandy™

Honda



CRV

(CO-76)  
Vertical Clutch™  
U.S. Patent# 5,642,648

Ford



Explorer

(CO-79)  
Instant Explorer Tool

Chrysler



PT Cruiser

(CO-11)  
Super Jim™



# HIGH SECURITY

# Duplicating Machines

## **BIANCHI 303 DUPLICATOR**

The robust construction and innovative design of the 303 Duplicator makes it an extremely durable, precise, and easy to use key cutting machine. The 303 is the tank of its class at 51 lbs., and a heavy one-

piece casting that reduces vibration, resulting in less noise, longer cutter life, and better-cut consistency.

The 303 includes a unique three dimensional electromechanical calibration capability, which provides quick, easy and accurate machine calibration ultimately reducing mis-cuts. Illuminated directional arrows guide the operator through the calibration process, and a chime is heard when the cutter and tracer are positioned at the same vertical depth.

The unique dual mode system for cutting or calibration ensures safety, since a specific button must be pressed for the each mode. After calibrating the machine, the operator simply presses the button for cutting. As the carriage is lowered, a micro-switch activates the cutter motor. As a result, the cutter does not start turning until the operator is ready to cut the key. A large protective shield also improves operational safety and minimizes key shaving dispersal.

While cutting, the operator has a number of ways to ease the cutting process. The machine is equipped with a long lasting and brighter LED style light, and by turning the vertical carriage handle clockwise it locks in place. At this point, the operator is free to proceed with key cutting using only one hand by moving the lateral (left) carriage handle. In addition, a hand rest is included and a knob on the front of the machine can be turned to enable the semiautomatic cutting mode. This minimizes lateral movements to a few inches. These features make the job much easier.

The 303 high security duplicator also includes code cutting capabilities and a tool compartment for holding adaptors and extra cutters and tracers.

*Continued on page 22*



# SECURITY MAY BE EVERYWHERE



## BUT IT ALL STARTS HERE

**ISC WEST 2004 MARCH 31-APRIL 2, 2004**  
**SANDS EXPO AND CONVENTION CENTER • LAS VEGAS, NEVADA**

It's a rapidly evolving world — security is now **THE** priority. To position your company for success, you need to be informed. You need to seek out the latest technology, identify cutting-edge trends, and take home insights you can apply *now*. Mark your calendar — for the International Security Conference West.

Plain and simple: it's all here. From around the globe, every relevant manufacturer, product, service, and industry expert will be on hand for three days — under one roof. The business of security starts here — ISC West. Secure your place now!

**REGISTER NOW AT [ISCWEST.COM](http://ISCWEST.COM), CALL ISC CUSTOMER SERVICE AT 1-800-840-5602 OR EMAIL US: [INQUIRY@ISC.REEDEXPO.COM](mailto:INQUIRY@ISC.REEDEXPO.COM)**

IF IT'S ABOUT SECURITY,  
IT'S ALL HERE — INCLUDING:

- Cameras
- CCTV
- Digital Recording
- Access Control
- Biometrics
- Systems Integration
- Alarms & Monitoring
- Fire Control
- Wireless Applications
- Remote Monitoring



Sponsored By:



Corporate Partners:



Endorsed By:



### **DIMARK'S BORKEY MODEL 989**

The Börkey model 989 Top-Cut machine is available through DiMark International. It is designed for cutting high-security keys, which are referred to by some as 'laser' keys and for cutting drilled keys. It is a direct duplicator or can be used with guide keys for the purpose of coding keys. The machine cuts Keso, Kaba, Dom ix and other special keying systems but most of the time, in the retail environment, it is used for the high security car keys.

The jaws are synchronized to rotate up to 45 degrees when cutting drilled keys that require the cuts to be on an angle. The jaws firmly hold keys and are designed with replaceable faceplates and tip stops should they become damaged or worn. Keys are quickly mounted in the standard jaws whether tip-stopped or gauged at the shoulder. Each jaw has a disc attached on top, which can be rotated over keys like the 2-track Mercedes key, which requires extra stability. When not in use, the disc is not in the way. If the sample key is so badly worn that it can't be held in the jaw, there are adapters available that cradle the key in the jaw.



The carriage of the 989 Top-Cut moves freely in all horizontal directions. Spring tension can be adjusted so that the machine has a 'semi-automatic' feel both to the right and to the left, which assures more accurate duplicate keys. The knurled knob adjusts the path of the spring-loaded carriage, which is conveniently located at the right front of the machine.

The machine comes with a 3mm cutter, which is used for most of the high-security keys. Also included is a 2.5mm cutter and guide for doing the Lexus key, which is cut up the center and a cutter, and guide for drilled keys. There is also an optional 1.5mm cutter and guide that is used for SEA or Bell-type keys. The guides are simple to change and re-adjust, being capable of very fine adjustment. The guide can be operated in the spring-loaded mode as with drilled keys or it can be operated in a fixed plane as for the 2- and 4-track car keys. The spring-loaded mode allows the guide to index the sample key before the cutter contacts the key blank.

The lever handle on the right side of the machine lowers and raises the cutter/guide assembly. However, when cutting the high-security car keys, the cutter/guide assembly can be locked down in position so the guide just floats above the cuts on the sample key during the cutting process.

A tool holder is attached to the left side of the machine for convenient storage of cutters and guides. Spare cutters and guides are in stock at DiMark International. Push-type 'on' and 'off' switches on top of the machine control power to the machine and the light. The construction of the Börkey 989 Top-Cut is all steel, weighing forty-four pounds.


### **FRAMON'S SIDEWINDER**

The list of car manufacturers that use high security keys seems to grow every year. A few years ago, Volkswagen went line-wide with a sidewinder type key, after that Honda made the switch. With rumors in the air of another major manufacturer going high security, the locksmiths' need for a machine to handle these keys is stronger than ever before.

Framon's Sidewinder machine has been in production since 1990, when only high end Mercedes, BMW, Lexus and the like utilized these keys. The focus of the Sidewinder design was what Framon felt every locksmith would want; ease of use, accuracy, and a complete package that would do the job without breaking the bank.

Today's Sidewinder packs everything a locksmith would need into one machine. Two pairs of reversible vises are included with the machine. The "A" side of the standard vise set holds almost all of the high security keys in use today. Side "B" is exclusively for Mercedes 2-Track keys. Volkswagen/Audi vises are also included with the machine for duplicating the primary or valet keys used by VW. No adapters are needed to hold keys in any of the Sidewinder's vises. A recent addition to the Sidewinder is a chip shield.

Four cutters and two guides are also included.



The Sidewinder uses a 5/32" cutter & guide for almost all keys, with the following exceptions: Lexus uses a 3/32" cutter & guide due to the center cut, as does VW & Audi. All of the supplied vises, cutters, and guides can be stored underneath the machine in a handy drawer. A demonstration video also accompanies the machine to help the user get up & running quickly & easily. Another feature of the machine is size & weight: the Sidewinder measures in at 6" W x 14" D x 10" H and weighs 33 lbs.

Very few adjustments are required when using the Sidewinder machine. When used for the first time, or when changing cutters, a setup routine must be done to assure the cutter & guide are calibrated to each other. This usually takes about 30 seconds. Once done, the actual cutting of the key takes about one minute.

### HPC'S SWITCH BLITZ

**Q:** What separates a professional locksmith from the average corner-store key cutter?

**A:** The knowledge to know when to cut a key by code and the ability to do it.

We have all been asked to make duplicates of duplicates of keys knowing full well that with every duplication we drift further and further away from the accuracy of the original. Maybe the customer doesn't want to pay the additional price of a code cut



key. Maybe you don't have access to a code machine, or maybe they don't understand the difference.

Your solution is the revolutionary HPC Switch Blitz™ the one machine that does both. It cuts key by code just like the industry standard HPC Blitz™ and it's a semi-automatic duplicator. Now you can have two key machines in the bench space of one! Easily switch from code cutting to duplication and back again. The cutter head pivots to cut high security angle cuts by code. Plus, with optional adapters the Switch Blitz™ can cut tubular and Tibbe keys as

*Continued on page 28*

# APR<sup>®</sup> USA

---

## EXIT DEVICES

### ED22

Solid & Stainless Steel  
— Vertical Rod & Fire Rated — Series

- Reversible
- 3-Year Warranty
- NO Plastic! Solid Steel or Stainless Steel Construction
- Stainless Steel Latches and Springs
- Fits 161 Stock Hollow Metal Cutout
- Retro Fits Corbin 29 & Russwin 372
- Sex Nuts and HM Filler Plates Included
- Thru Bolted Trim Including ADA Lever Handle

APR Industries Inc. P.O. Box 342 Boonton, NJ 07005  
1-800-729-2674 • FAX 800-646-8721

# InstaCode...

More Codes!  
More Features!

## The Total Locksmith Management Tool

Complete with code, master keying, car openings & parts, plus transponder functions.



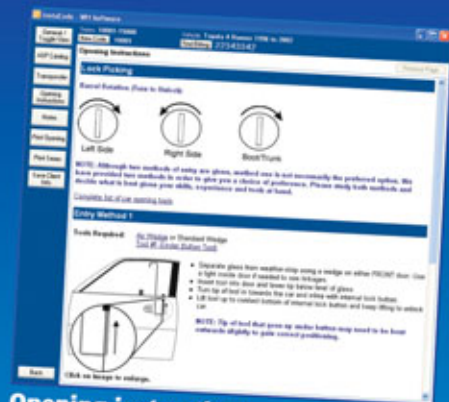
Main opening window of InstaCode.



Transponder information.



Toyota 4 Runner graphical layout.



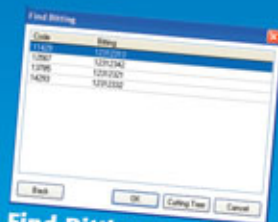
Opening instructions.



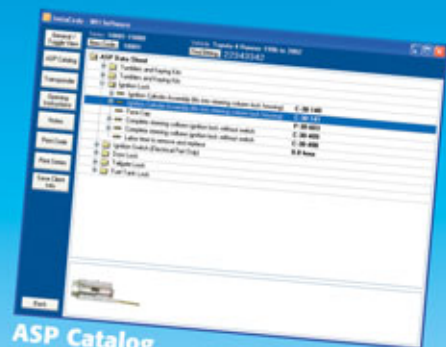
Find Bitting window.



Cutting Tree.



Find Bitting results.



ASP Catalog.



Notes info.

If you haven't seen InstaCode 2004, you haven't seen InstaCode!

New for 2004...

- Included master key module allows you to design a grand master system and send it right to your electronic key machine.
- Add your own code series
- Add your own code cards
- Cad cam graphics of keys show Depth & Space
- More vehicle openings
- New code series

Additional features...

- Free internet updates mean no waiting for new codes & features
- Transponder programming info onboard
- Vehicle look up by make, model and year
- ASP part numbers and labor times

Order by March 31, 2004 and receive the Master Key Module FREE!

April 1, 2004 and after, the module costs \$200.00 additional.

W.H. Software

You deserve the best...



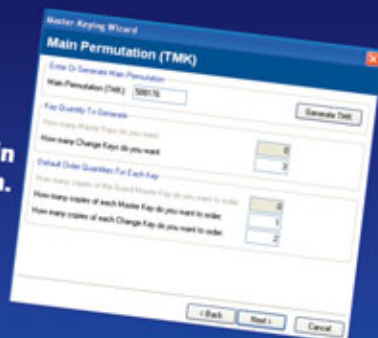
# InstaCode 2004 includes our new Master Key Module

**Design a grand master system and send it right to your electronic key machine!**

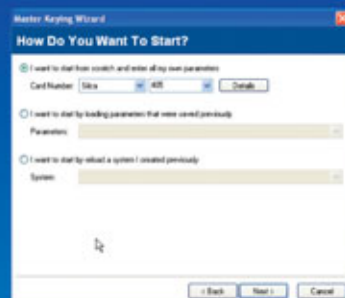


Create a Master Key System, first window.

Main permutation.



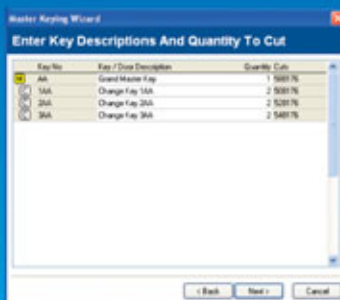
How do you want to start?



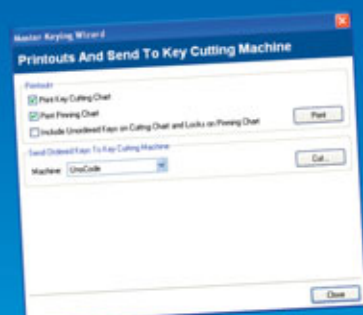
The solution.



Key descriptions and quantities to cut.



Printouts and send to key cutting machine.



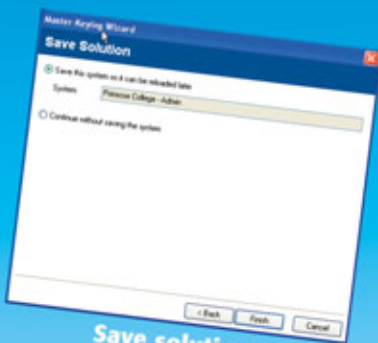
Modify parameters.



System type.



Save solution.



**M**aster Keying has never been easier!

InstaCode now offers this great new feature – Master Keying! Follow the wizard to create a single level system or grand master key system for 4, 5, 6 or 7 pin.

Once the wizard has created your master key system, you can give a name/description for each one of your keys, then generate reports for both key cutting and pinning charts. You can download your key bittings to your electronic key machine directly from InstaCode. For future use – your master key system can be saved.

InstaCode's master keying is built on technology from ProMaster 5.

W.H. Software

Learn more

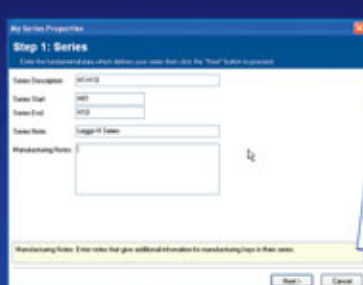
**...You deserve InstaCode!**

# Now add your own code series and cards!

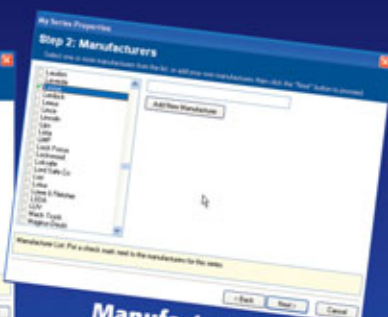
**Adding your own information to InstaCode is now simple and fast.**



Opening window to add series.



Adding series.



Manufacturers.



Depth and space information - General property sheet.



Depth and space information - Depth and space property sheet.

Depth and space information - Silca property sheet.

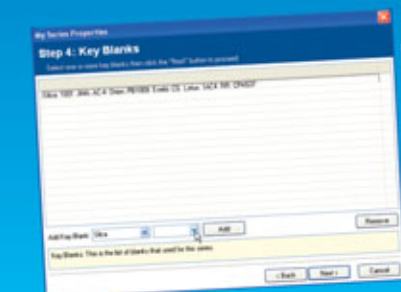


Depth and space information - ITL property sheet.

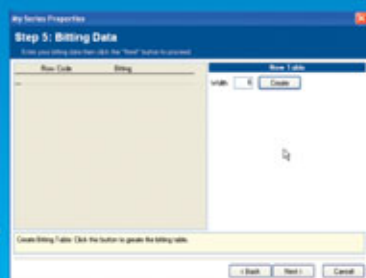


Depth and space information - HPC property sheet.

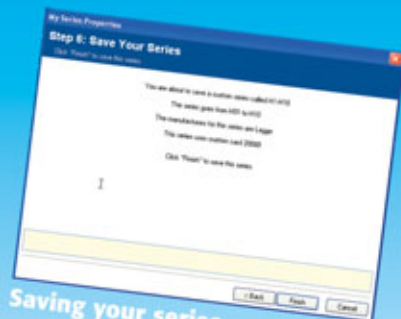
Keyblanks.



Bitting Data.



Confirmation to save series.



Saving your series.

Bitting data table.

**H**ave you collected some codes of our own? Or do you wish to design your own code card?

Now it's easy as 1-2-3!

Simply open a window to add your own code series into your program. Add the data you wish to be included. Then select the appropriate manufacturer, and include space and depth information.

You can add any details you need to operate your electronic code machine. Then simply confirm your addition to save your data. Voila! You've just customized InstaCode to add whatever information you wish.

With this feature, new for 2004 InstaCode becomes even more flexible and powerful for you, making it the most useful locksmith software in history.



Confirmation to save series.

W.H. Software





# InstaCode 2004 puts the power in YOUR hands!

**The feature list goes on and on.  
How does your software compare?**

FEATURE	InstaCode	The Competition	FEATURE	InstaCode	The Competition
<b>SEARCH OPTIONS</b>			<b>FUNCTIONALITY</b>		
Code number	✓	?	Add your own code series	✓	?
Manufacturer	✓	?	Make your own code cards	✓	?
Model and year	✓	?	Master keying Module included	✓	?
Key blank	✓	?	Build a grand master keying system and download it to your electronic machine	✓	?
Card	✓	?	Password protection available	✓	?
Lock type	✓	?	Sort key blanks into desired order for display	✓	?
Search on any combination of criteria	✓	?	Find partial bitting	✓	?
<b>DATA</b>			Progression chart to eliminate wastage	✓	?
6000 series • 2.5 billion codes	✓	?	Shows picture of cut key	✓	?
99 key blank manufacturers	✓	?	Stores key hook for each key blank	✓	?
Key blank cross reference	✓	?	Stores client information	✓	?
Key blank profile pictures	✓	?	Stores user notes against each series	✓	?
Key blank pictures	✓	?	Supports laser and plunge cut keys	✓	?
Vehicle opening instructions	✓	?	Your choice of display units (inches or mm)	✓	?
Transponder programming instructions	✓	?	Select manufacturer, model, key blank, etc from list by typing in first few characters	✓	?
Complete ASP catalog with color pictures	✓	?	<b>PRINTING</b>		
Airbag safety instructions	✓	?	Print HPC Cards	✓	?
Lock wafer positions	✓	?	Print a whole series	✓	?
<b>ELECTRONIC MACHINES</b>			Print the current code and it's data	✓	?
Silca UnoCode	✓	?	Configurable printer and printer paper tray	✓	?
Silca UnoCode 299	✓	?	Choose letter or A4 size paper	✓	?
Silca UnoCode 399	✓	?	<b>THE SOFTWARE</b>		
Ilco UltraCode	✓	?	Cad Cam drawing of key graphically shows depths and spaces	✓	?
ITL 9000	✓	?	Intuitive user interface	✓	?
ITL 950	✓	?	Live updates from the Internet	✓	?
CodeMax	✓	?	Supports mouse and keyboard	✓	?
ECM 200	✓	?	Microsoft Windows application	✓	?
<b>MANUAL MACHINES</b>			Licensed to run on 5 machines in the same office	✓	?
HPC 1200/Blitz	✓	?	Configurable personality	✓	?
HPC Punch	✓	?	Step-by-step manual	✓	?
Curtis	✓	?	Free phone support	✓	?
Framon	✓	?			
A1	✓	?			

Mail in coupon below OR fax coupon to (630) 837-1210.

**YES Send me InstaCode for \$695.00 including Master Keying!** price valid til 3/31/04 plus \$8 shipping, Canada & Foreign add \$20 add'l for shipping. Orders must be paid in U.S. Funds.

\*LEASE & MONTHLY PAYMENT PLANS AVAILABLE. As low as \$18.95 per month. Contact us.

My check and this coupon are enclosed for \$ \_\_\_\_\_  
Or charge my  VISA  MasterCard  Discover  American Express

Card # \_\_\_\_\_

Exp Date \_\_\_\_\_

Signature \_\_\_\_\_

Your Name \_\_\_\_\_

Shop Name \_\_\_\_\_

Address (no P.O. boxes) \_\_\_\_\_

City, State, Zip \_\_\_\_\_

Phone \_\_\_\_\_

E-mail (optional) \_\_\_\_\_

Copy or clip this coupon and send with payment to: The National Locksmith • P.O. Box 77-97592 • Chicago, IL 60678-7592  
CREDIT CARD ORDERS: Fax your order to (630) 837-1210 or Phone your order to (630) 837-2044

well. If you can't decide whether to purchase a duplicator or a code machine get a Switch Blitz™ and you'll have both.

Ideal for the shop or van, your Switch Blitz™ will quickly become a profit center for your business. Keep a code-cut key and a worn duplicate on your Switch Blitz™, the next time you are asked to cut a key show both examples to your customer and explain that duplicates of originals are acceptable but duplicates of worn replicas will lead to nothing but trouble. Show them your code card and point out the exacting dimensions they can expect from cutting by code. Whether duplicating or creating a new original your Switch Blitz™ will be your "go to" machine. Saving space means saving money, so make the switch!

### **KABA ILCO'S TRIAX**

Triax-e Code is the high security key machine designed to deliver unsurpassed accuracy and performance!

The Ilco Triax-e Code™ is considered by many to be the worlds most innovative High Security Key Cutting Machine. Produced by Silca, Ilco's sister company based in Italy, the "Triax" is an electronic machine with both code cutting and key duplication capabilities. The only key cutting machine of its kind!

As supplied from the factory, the Triax will cut high security automotive keys (sidewinder and centerwinder types) as well as dimple style keys using one of three different operating modes; duplication, direct code cutting (insert the biting number), and indirect code cutting by means of an on-board electronic code database that covers most high security automotive applications. This provides extreme versatility, enabling a locksmith to choose the mode of operation best suited to the situation at hand.

In duplication mode the Triax first "reads & decodes" the cuts on the key, it then compares the result against original spacing and depth tables built into its software. If the cuts on the pattern key show signs of wear based on the key decoder's measurement, the machine will recalculate the data automatically to compensate, and allow for cutting a duplicate key back to "original" specifications. At this point, the user simply inserts a blank key into the machine's vise jaw and presses the start button on the machines keyboard to begin the cutting operation. In many cases, the resulting key functions far better than the pattern key originally submitted for duplication.

Cutting keys by direct code, or biting number is very similar to cutting keys on electronic code

machines intended for traditional style residential and automotive keys. The operator simply specifies the desired lock system, and inputs the biting number of the specific key required. Again, at this point, operation of the machine is as simple as inserting the appropriate key blank and pressing the start button.

Another unique feature of the Triax is its ability to cut a wide variety of high security keys by indirect code. With the Triax, originating a key can be as easy as typing in the code number for the desired key. The machine's built-in code database covers a broad range of high security key codes and is easily updated by means of periodic software upgrades.



In addition to being the most versatile high security key machine available, the Triax also delivers superior accuracy and is a great tool to own in today's world of tighter tolerance locks and higher priced transponder keys. With a step motor controlled cutting system and robust design, the Triax-e Code is engineered to provide dependable, consistent performance. Currently in use in locksmith shops (including mobile applications) and various commercial and government agencies, it has established an enviable track record... and may well be "the perfect machine" for your high security key cutting needs!

**TNL**

WE STOCK  
**BALDWIN**  
 SO YOU DON'T HAVE TO!



**BOYLE & CHASE, INCORPORATED**

72 Sharp Street, Hingham, MA 02043 Phone: 800-325-2530 Fax: 800-205-3500  
 Web Site: [www.boyleandchase.com](http://www.boyleandchase.com) E-mail: [sales@boyleandchase.com](mailto:sales@boyleandchase.com)

Circle 316 on Rapid Reply

- DOOR KNOCKERS
- FLUSH BOLTS
- RING PULLS
- HOOKS
- DOOR & CABINET HINGES & FINIALS
- HOUSE NUMBERS
- DOOR PULLS
- LETTER BOX PLATES
- DOOR STOPS & HOLDERS
- DOORBELL BUTTONS
- HANDLE TRIM SETS
- KNOB TRIM SETS
- LEVER TRIM SETS
- DECORATIVE KNOB SETS
- DECORATIVE LEVERSETS
- ROSES FOR KNOBS AND LEVERS
- ENTRANCE HANDLESETS
- KEYED ENTRY LOCKSETS
- INTERIOR KNOBSETS
- INTERIOR LEVERSETS
- DEADBOLTS
- SLIDING DOOR GARDEN TRIM
- SLIDING DOOR LOCKS & RIM LOCKS
- CREMONE BOLTS
- SWITCH PLATES
- KICK PLATES
- CABINET HARDWARE
- EXTERIOR LIGHTING
- INTERIOR LIGHTING
- TABLEWARE
- BATH
- ORNAMENTS



# 2001 HONDA CIVIC



by  
Michael Hyde

## PART 2

*In the last installment we covered the ignition and door lock. This month we cover the trunk lock, trunk release lock and programming procedures.*

### TRUNK LOCK




**1.** The trunk lock cylinder is located on the right side of the trunk lid.



**2.** The lock cylinder is secured with two 10mm bolts. Remove the bolts and disconnect the linkage rod.



**3.** The lock cylinder removed from the trunk lid.



**4.** The lock cylinder has a code stamped into it "5507".



**5.** The trunk lock cylinder plug contains 7 tumblers in positions 2 thru 8; the first tumbler is not used in this lock.



6. The trunk lock components.



8. There is a small cover on top of the lock. The cover can be removed to expose a screw that does not need to be removed.

## TRUNK RELEASE



7. There is a lock cylinder for the release of the trunk lid. It is located on the floor to the left of the driver's seat.



9. The cylinder will then slide right out the top.

ED800 Series



## DORMA's ED800 Series Low Energy Operators

Heavy-Duty.

Full-Featured.

Self-Adjusting.

**DORMA. The complete architectural hardware package.**


For more details, visit our website at [www.dorma-usa.com](http://www.dorma-usa.com) or call 800-523-8483

©2004 DORMA Group North America. All rights reserved. DORMA is a registered trademark of DORMA Properties, Inc.

## PROGRAMMING PROCEDURES



**10.** Make sure you mark the tailpiece before you disassemble the lock cylinder.



**11.** The cylinder plug will slide right out the front after you remove the face cap.



**12.** The trunk release lock cylinder contains the first seven tumblers like the door lock. However this is no code on this lock cylinder for security reasons I'm sure.



**14.** This car is equipped with a transponder system. At this time only a Honda PGM tester can be used for programming new keys when all others are lost.

## GLOVE BOX LOCK



**13.** This car has no locking glove box door.



**15.** The OBD connector for the PGM tester is above and to the right of the gas pedal.



**16.** There is a green "key" indicator light in the instrument cluster for the transponder system.



**17.** The key you want to start the car cannot be programmed from your back pocket. You must put the key in the ignition lock cylinder and turn to position "II".



## Increase Productivity with an Adrian Interior Upfit from LYN/LAD Truck Equipment



2255 Locksmith Trade Package includes KMB36 Key Machine Base on the Workbench



### **LYN/LAD** TRUCK & VAN EQUIPMENT

*Serving the Northeast at these Upfitting Centers:*

**LYN/LAD Truck Equipment**  
270 South Common Street  
West Lynn, MA 01905  
1-800-225-2510

**LYN/LAD Truck Equipment**  
162 Page Boulevard  
Springfield, MA 01104  
800-338-0303

**Boston Ladder & Scaffolding**  
5 LeHoux Drive  
Hooksett, NH 03106  
1-800-954-7223

**Boston Ladder & Scaffolding**  
24 Washington Avenue  
Scarborough, ME 04074  
1-800-573-7223

**Lynn Ladder & Scaffolding**  
1020 Chestnut Road  
Orwigsburg, PA 17961  
1-800-441-5349

[www.lynladtruckequipment.com](http://www.lynladtruckequipment.com)




18. Select Honda Systems from the start up screen on the PGM tester.



20. You will have to select Honda Systems again from the next menu.



19. The next screen to appear is the main start up screen.



21. On this menu select the model you are sitting in.

## A NOTE FROM THE CIRCULATION MANAGER

I don't want **you** to be left out... but sometimes we do run out of back issues. Please be sure to send in your **Renewal Payment** on time and your **Change of Address** at least 4 weeks in advance. Then you won't be the one receiving a note saying, "Sorry, we ran out."

Send your name, old address and new address to:  
The National Locksmith Address Change Dept.  
1533 Burgundy Pkwy. Streamwood, IL 60107.

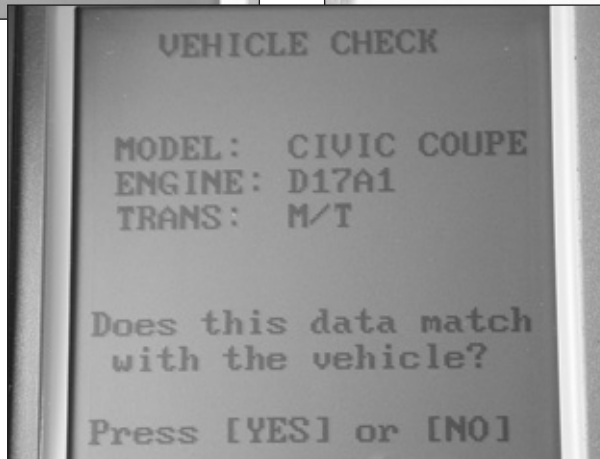




23. You will be prompted to enter in the VIN.



24. This time you will be prompted to enter in the cars mileage.



22. Verify the car model with the tester.

# Combi-Cam™

No Need to Keep Track of Keys!



**NEW!**

- Durable- All Metal
- Secure- 1,000 possible combinations
- Easily set your own combination any time
- Replaces any 3/4" keyed cam lock
- Available in cylinder lengths 5/8", 7/8" and 1-1/8"

The Combi-Cam is a secure solid metal cam lock with 1,000 possible combinations. Best of all, it requires no expensive kits nor taking apart to change the combination! To change the combination, simply have it on the opening combination and push the reset button while changing to desired combination. It is that Easy! Note, if you desire, you can also configure the lock so that the reset button is not visible!



Contact your distributor or call us for the one nearest you

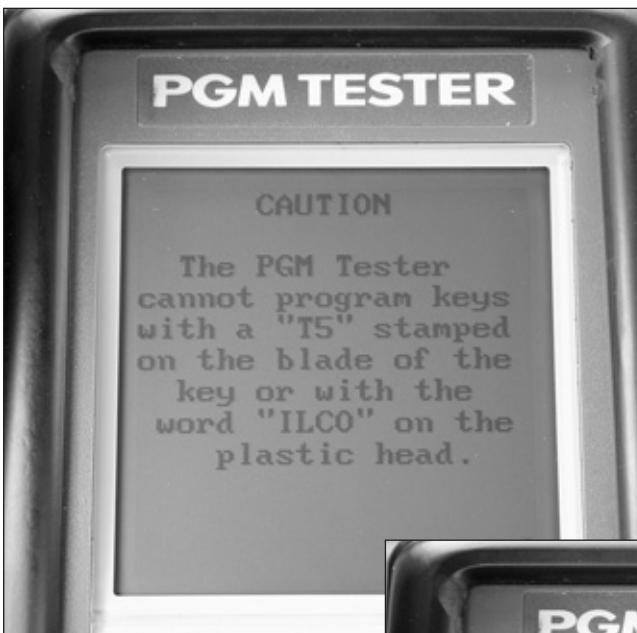
**800-654-1786**  
www.combi-cam.com



25. Select number 5; "IMMOBI" for the transponder system and programming keys.



27. Select keys from the immobilizer menu.



26. A warning message telling you not to use ILCO keys for programming. The aftermarket keys cannot be programmed into the car because they are for cloning. You can use the ILCO keys if you clone the key first from an original factory key.




28. Here I selected the "All Keys Lost" choice.

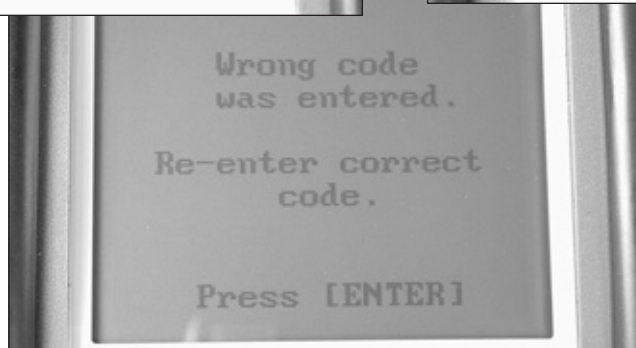




29. You will now be prompted to enter the 4-digit pin code for this car. If you enter the wrong one you will find out.



30. The next screen will prompt you for the number of keys you wish to program.



**BUSCH**

The Key Machine Superstore  
Discountkeymachines.com  
800-332-8724

Tradition of Innovation  
for over two centuries

The Bianchi 101... the only lever operated manual duplicator in the industry.

**BIANCHI**  
USA, Inc.

**New Product**

**SAFE CORPORATION**

**Viking Stainless**

Fire & Burglary Protection  
State of the Art Composite Fill

**Strong • Functional • Attractive**

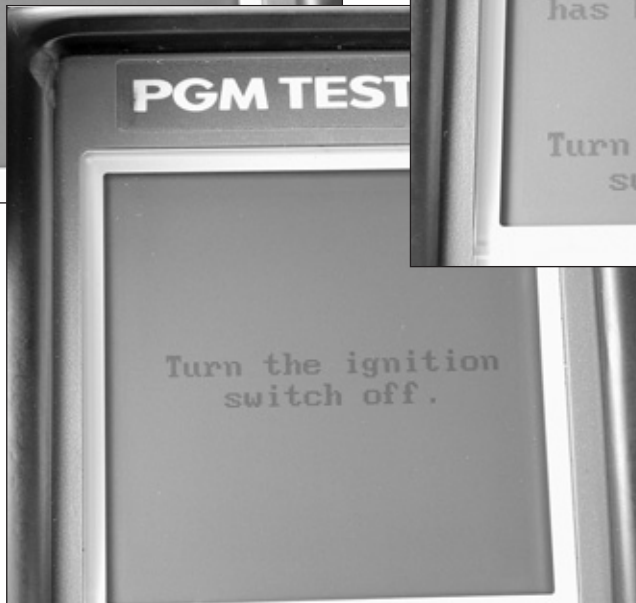
Available in 10 sizes to Fit Every Need

See us at [www.a-bsafecorp.com](http://www.a-bsafecorp.com)  
1-800-253-1267  
Fax 856-863-1208

**CALL FOR YOUR CATALOG TODAY**



**31.** There will be several more repetitive tasks of having to turn on the key and then turn off the key and then wait several seconds.



**32.** After turning on and off the key several times you are finally done.

**INL**

# FASTRACK

**Hardware Inc.**



**Koala Corporation**  
Manufacturers of child care products

# Yale®



**Norton®**  
Powermatic Door Controls



Alarm Lock Systems Inc

**KROY®**  
ADA Regulatory Signs

**LCN®**

**Same Day Shipping**

1-800-458-8707 Fax 800-667-8701

We accept Visa, Mastercard and American Express

Email: sales@fastrackhardware.com  
[www.fastrackhardware.com](http://www.fastrackhardware.com)



SIZE REALLY DOES MATTER



WHO'S GOT  
SPACE TO  
INSTALL THIS?

Actual Size  
1,200 lbs. of Holding Force

Actual Size  
4,000 lbs. of Holding Force

### The Difference is Amazing!

If you're talking about installing a maglock, size really does matter. As tight as header conditions can get, smaller is definitely better. At the same time, you don't want to sacrifice strength just for an easier installation.

That is precisely where the MS Maglock™ shows its prowess. Although it measures only 6 inches by 2 inches, this little dynamo has an incredible 4,000 pounds of holding force! In fact, the size to strength ratio of the MS Maglock™ makes it the smallest and strongest maglock on the market. Period.

Contact Adams Rite for the only maglock you'll ever need at 800-87 ADAMS.



[www.adamsrite.com/ant28](http://www.adamsrite.com/ant28)

Circle 308 on Rapid Reply

# SAFE TOOLS

New tools for the safe technician

## Gradient Lens Hawkeye® Precision Borescopes

The Hawkeye Borescope is the first choice of professional safe and vault technicians. A series of enhancements have made its standard features even more valuable. The new mirror tube protection sleeve protects the mirror when entering a safe. A new mirror technology dramatically extends mirror life. New optics provides a wider field of view and world-class images. The new Grand Kit includes 7 and 17 inch Hawkeyes with the enhancements above.



The Mini Nova is a new portable light that puts out ten times as much light. The Limited Edition Hawkeye is an economy version of the Hawkeye that is pre-focused and delivered without the lockable metal case. Zero and 90 degree direction-of-view provides twice the utility of prism scopes and 360 degree image rotation helps technicians open safes faster and more profitably.

## HPC's Glow Pick

Good lighting is essential for picking. HPC has solved this problem with their new Glow Pick! HPC's Glow Pick is a changeable pick with a built-in flashlight. Powered by two AA batteries the Glow Pick illuminates




ates your entire work area with a low-glare soft-glow light. A simple twist of the pick holder allows you to turn the light on or off and switch between 14 different pick tips including rake, ball, diamond, hook, and feeler ends.

The pick tips are made of high-quality stainless steel for easy insertion, strength, and wear resistance. The lens is made of long-lasting Lexan™ providing years of durability and the body is made of lightweight aluminum for comfort and feel. Step out of the dark ages with HPC's Glow Pick and lighten your work area and your workload.

## Keedex K-18 Safe Change Key Set

No more searching through your toolbox, for that "one" safe change key that you need. The Keedex K-18 Change Key Set contains twelve of the most common change keys, all in a handy case. The durable keys are investment cast of stainless steel. The K-18 keys fold out "knife style", allowing you to select the proper tool. The case is engraved with the description of uses for each key.



Keedex also manufactures the K-GSA Change Key Set, designed for locksmiths who work with GSA rated containers. Keedex also manufactures other safe related products, including the K-16 Safe Repair Kit, the K-14 Safe Buster Safe Drilling Rig & Keedex Carbide Tipped Safe Drill Bits. Keedex products are available from your distributor.

## Lockmasters®' LaGard Key Pad Wire Harness



With so many safes now being shipped with electronic, rather than mechanical locks, the need for trouble shooting electronic locks has increased. Over time this has meant new drill points and other new tools to help the safe technician and locksmith open these locks.

Now, Lockmasters®, Inc. introduces the LaGard Key Pad Wire Harness, designed to help troubleshoot these popular electronic safe locks from LaGard. This new tool allows trouble shooting the lock, without stripping the wires down on a new keypad.

The LaGard Key Pad Wire Harness works by removing an old key pad, cutting the wire lead that goes into the locks, and connecting the color coated leads from the Key Pad Wire Harness to a new keypad. After making this connection, you can then check the combination with the new keypad and determine if the malfunction originated with the lock, or the keypad. Lockmaster LaGard Key Pad Wire Harness saves the technician money and time, and is an extremely compact addition to your toolbox.

## MBA USA, Inc. CDX-07/08/09 Installation Jig

Proper strike installation is critical to the operation of CDX-07, 08, and 09 pedestrian door locks. MBA offers a quali-

ty made jig that is designed by a locksmith and built with locksmiths in mind. The jig makes perfect alignment of the strike and lock as easy as can be. The jig is machined from aluminum and has hardened steel inserts to guide your drill during installation.

In addition, the jig can be used to install locks with or without exterior hard plate—which requires two separate jigs from other suppliers.

Don't take chances with expensive doors and locks! Use the exclusive jig to save time and money by doing the job right the first time.


## PRO-LOK's Butter Bits

You know that drilling hard plate is difficult, and if you don't have the proper tools it may be impossible. It used to be that even if you had the right tools, to penetrate a safe effectively it required a level of skill and patience that

# AutoSmart Advisor™


...the ultimate automotive software for locksmiths!

**STEP 1**




Choose the car

**STEP 2**

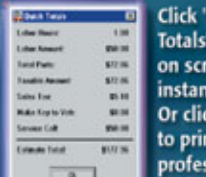


Click "Parts Dept" to select which parts you need for the job.

**STEP 3**



**STEP 4**



Click "Quick Totals" for an on screen instant estimate. Or click "Print" to print a professional estimate.

AutoSmart Advisor™ does everything instantly and accurately. Now your computer is the best automotive tool you own!

**Installation and System requirements:** License is granted to run the software on any two computers you own. Installation on additional computers is available for \$50 each. Requires 486 or better PC with Windows 95 or better and CD drive. 75 megabytes of hard drive space. Installable from 17 diskettes which you can create from the CD. 16 megabytes of ram. Not network compatible.

Take an online tour at: [www.AutoSmartAdvisor.com](http://www.AutoSmartAdvisor.com)

**YES!** Send me the AutoSmart Advisor™ for \$295 (installable on two computers) plus \$8 for shipping and handling. Orders must be paid in U.S. funds.

Send me \_\_\_\_\_ additional licenses for \$50 each.

Send me the 21 day full trial AutoSmart Advisor™ Demo for \$10 (credited toward full version purchase)

Select payment Method:

Check  VISA  MasterCard  Discover  
 American Express  Money Order

Order Total \_\_\_\_\_

Card Number \_\_\_\_\_ Exp. Date \_\_\_\_\_

Signature (required) \_\_\_\_\_

Name \_\_\_\_\_

Shop Name \_\_\_\_\_

Address (no P.O. boxes) \_\_\_\_\_

City \_\_\_\_\_ State \_\_\_\_\_ Zip \_\_\_\_\_

Phone \_\_\_\_\_

E-Mail (optional) \_\_\_\_\_

Copy or clip this coupon and send with payment to:  
The National Locksmith • P.O. Box 77-97592 • Chicago, Illinois 60678-7592



# Makes \$ense

**Always Working Hard To Give You More**

RCI Gives you all the benefits of an expensive keypad for one small Cost.

Plus: Easy Installation (Surface Mount), Available for Interior and Exterior Areas, Accommodates up to 120 users, 2- Year Limited Warranty.

If This Makes Sense You should Visit [www.rutherfordcontrols.com](http://www.rutherfordcontrols.com) to learn more about RCI's Complete Line.



In or Out... we make it Easy!™

1-800-899-5625 (USA) 1-800-265-6630 (Canada)



9325-Keypad

Circle 358 on Rapid Reply

## A Cut Above...



No matter what kind of van you have - Adrian Steel Locksmith Packages are a cut above the rest. More storage area. More work area. More isle space. It's almost like bringing your shop along wherever you go. For more information or a local distributor, call 1-800-677-2726, or visit us on the web at [www.adriansteel.com](http://www.adriansteel.com).



**ADRIAN STEEL**

**Commercial Van and Pickup Equipment**



very few locksmiths could develop. Now PRO-LOK's Butter Bits are changing safe work forever. Their bits come in 11 different sizes to fit your needs, and each bit features their special negative rake angle tip design.

After you have chosen a quality drill and PRO-LOK Butter Bits, use these 10 simple steps to facilitate successful hard plate drilling:

1. Always wear safety glasses and take care when drilling.
2. Do not drill soft materials (i.e. mild steel or brass) with a Tungsten Carbide bit. (Use a high-speed steel bit instead.)
3. Use a center punch before starting to drill.
4. Use a drill rig if possible.
5. Use a cutting oil or lubricant as you drill.
6. Always hold the drill square to the work surface.
7. Apply even pressure on the bit.
8. Slow down on penetration of the hard plate.
9. When drilling hard plate with soft material behind, change the drill bit to a speed steel bit on penetration of the hard plate. (Use a slot drill or an end mill to prevent burrs.)
10. Always look and listen when drilling. The tone and chips will tell you if your bit is dull.



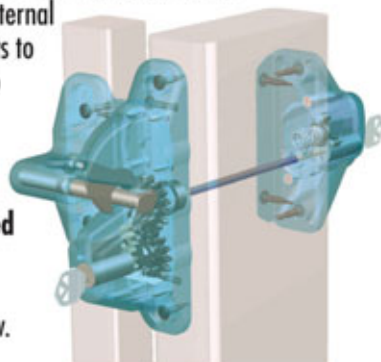


# A PRIVACY GATE LATCH that opens and locks from both sides!

## LOKK•LATCH® PRO

Lokk•Latch® PRO is the most sophisticated **privacy and security gate latch** ever devised. It is *the* latch locksmiths and security businesses have been waiting for! This quality, two-part latch **can be operated and locked from either side of the gate!** It is uniquely constructed to work effectively in both residential and commercial gate applications. The "External Push-Button Access" component of the latch fits to the outside (i.e. street side) of the gate post to provide convenient key-lockable access.

It uses a standard 6-pin "key-in-knob" lock cylinder. This cylinder **can be keyed-alike, maison-keyed, master-keyed or replaced with high-security cylinder systems** such as Abloy, Assa, Kaba, Medeco, Mul-T-Lock or Schlage Primus...to name a few.



- Opens & locks from both sides
- Key-alike convenience (6-pin)
- Can be master-keyed
- Fits metal, wood & vinyl gates
- Lifetime Warranty (limited)

QUALITY STAINLESS STEEL  
ARCHITECTURAL LOCKS



# Forté™

"Hinged" model on vending machine


Toolboxes & storage



## Storefront, door, & storage security never looked this good



Single-Hinge model



Double-Hinge model

Forté HaspLocks (3 models) are designed for all types of storefront, door, gate and storage locking, either as add-on security for existing locks or as primary locks.



Face Mount model



Side Mount model

Forté PullBolts also use a standard 6-pin "key-in-knob" style lock cylinder which can be keyed alike, master-keyed, maison-keyed or replaced with high security systems such as Abloy, Assa, Kaba, Medeco, Mul-T-Lock, Schlage Primus...



**d.d technologies**  
Safety, Privacy & Security

D&D Technologies (USA) Inc., 7731 Woodwind Drive, Huntington Beach CA 92647  
Tel: (800) 716-0888 Fax: (800) 464-6400 E-mail: [gateway@ddtechusa.com](mailto:gateway@ddtechusa.com) Web: [www.ddtechusa.com](http://www.ddtechusa.com)



# KEYLESS RIDE

Bringing Auto Work Back to the Locksmith



by  
**Sal Dulcamaro,**  
**CML**

Over the recent years, much auto lock servicing work has gravitated away from the locksmith and has found its way back at the auto dealer. The ever-increasing rise of more and more electronics in the automotive locking systems has made it complicated for the general practitioner locksmith. Many locksmiths have chosen not to keep up with either the servicing information or the special equipment needed for programming. KeylessRide, a fairly new company, could be the key to bringing much of the profitable auto lock servicing work back to locksmiths again.

Some locksmiths who sell and program transponder keys don't take the next logical step and also sell and program automotive keyless remotes. In many cases, the reason for this is the competitive advantage that the car dealers have over the locksmith. Even if a locksmith can buy OEM remotes from the local car dealer, the discount offered is usually negligible. That leaves very little profit if the locksmith offers a price that is in the same range as what the dealer charges retail. A common GM car remote might retail at the car dealer between \$60 and \$70 with an additional programming charge between \$35 and \$40. A sale in the neighborhood of \$100 will end up at the car dealer, when it could go to a locksmith. If that locksmith only knew that an OEM car remote could be bought wholesale from KeylessRide for about \$29 and \$6 shipping, that sale could be helping his or her bottom line instead of the auto dealership.

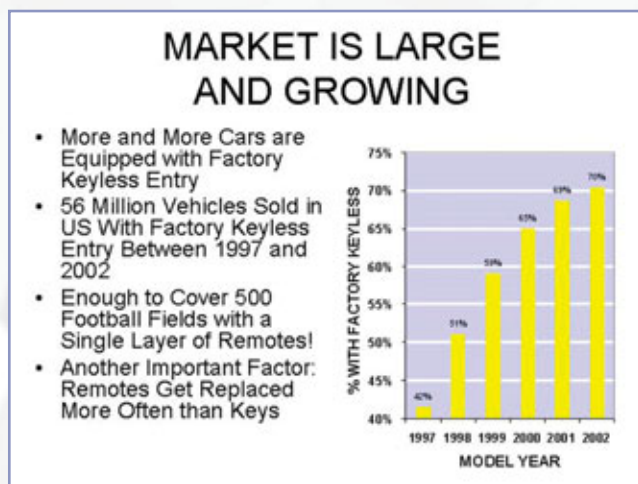
Speaking with Mike Laranang at Keyless Ride, it is amazing that more locksmiths are not selling car remotes. What would seem like an insurmountable advantage held by the car dealerships is not such a large advantage when you have an alternate source for OEM car remotes.

It is true that keyless remotes are electronic and (unfortunately) just the word "electronic" seems to scare off a lot of locksmiths. From what I was told, however, you don't have to know much about electronics to be able to sell and program remotes. With all the new players in the security market, it isn't wise for locksmiths to surrender the potentially profitable areas without at least checking out the market first.

## The Auto Remote Market

The market for keyless remotes is huge. (See figure 1.) Over 56 million vehicles with factory keyless entry remotes were sold in the U.S. between 1997 and 2002. We know that people lose car keys, but they also lose car remotes. When a car owner has to replace a lost car remote, the sale usually goes to a car dealer rather than a locksmith. In many cases, car owners don't realize that remotes are available from some locksmiths. In most cases, however, the local locksmith doesn't offer that service. That means that those profitable jobs are not going to locksmiths. The car dealers are making all that money.

*Continued on page 46*



**1. Over 56 million vehicles with factory keyless entry remotes were sold in the U.S. between 1997 and 2002.**

# ilco

Keyed To Quality And Locked Into Service<sup>SM</sup>

*Best Features,  
Best Value,  
"Best Choice."*

## The Secret is Finally Out!

### Introducing the Universal<sup>TM</sup> II...

The ultimate "Card Type" code machine for originating commercial, residential, and automotive keys!

## UNIVERSAL II



**Titanium Nitride Coated Cutters**



**Wider Key Gage Design**



**Easy View Code Cards**  
(A copyrighted Ilco exclusive)



**"Dial Type" Depth Calibration**

- Popular "Card Type" design, simple to operate.
- Ready for use; supplied with 120 code cards, 2 cutters, & accessories.
- Compatible; code cards and cutters work with HPC code machines & vice versa.

1-800-334-1381  
www.kaba-ilco.com

Contact your Kaba Ilco distributor or circle 232 for more details

Circle 336 on Rapid Reply



A Member of the KABA Group

Most of us who drive know that service from most car dealers leaves much to be desired. It is rare to get prompt same day service. It is near fantasy to get service while you wait, unless you plan to wait all day. Even when you arrive early in the morning, there is often half a parking lot full of cars already ahead of you.

Most people dread a trip to the car dealer for service. If you can offer a service at a competitive price without the inconvenience of the typical car dealer experience, you may actually be able to stack the deal in your favor. Up until now, price advantage has been in the car dealer's favor. Having an alternate source for OEM remotes can reverse that trend and level the playing field.

Most locksmiths will have a service and convenience advantage over the car dealers. Having a reliable source for remotes that can be purchased at true wholesale prices can give the net advantage to the locksmith. At this point, the locksmith must have the nerve to test the waters.

### Diving In

I mentioned earlier that there are locksmiths who sell and program transponder keys that don't also sell and program remotes. In many of those cases, those locksmiths have actually invested fairly large amounts of money in transponder key programming equipment. Lacking willingness to invest in equipment is generally not the reason for avoiding selling car remotes, for those locksmiths. If they can't compete with the prices charged by the car dealer, owning programming equipment may not matter as much.

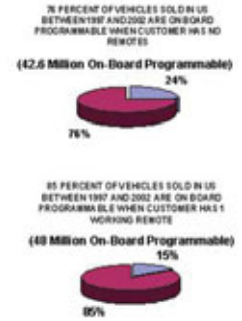
There is another group of locksmiths who haven't (and may have no future intention to do it) purchased the transponder key programming equipment that may avoid selling keyless remotes for different reasons. For many locksmiths, it may seem logical that if you need special equipment to program keys, that it must go double for electronic remotes. To the surprise of some, that is not necessarily the case.

While many remotes must be programmed with special equipment, the majority of the most common keyless remotes can be programmed by on board programming (OBP) without any special equipment. (See figure 2.) For locksmiths without transponder programming equipment, many different transponder keys can also be programmed by OBP. Many locksmiths, who have presumed they could no longer service auto locks because they don't have special equipment, can still profit in auto locksmithing.

You can order remotes individually for specific makes and models of cars, but KeylessRide knows which are the most popular remotes to stock. (See figure 3.) Locksmiths can buy kits, or assortments of the most popular remotes if unsure of what to carry on the shelves.

## IT DOESN'T TAKE MUCH TO GET INTO IT

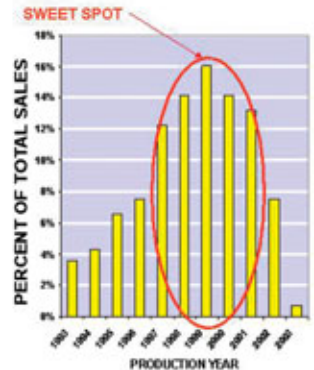
- No Programming Equipment Required for a Vast Majority of the 56 Million Vehicles Sold with Factory Keyless Entry from 1997-2002
- On Board Programming of Remotes is as Just as Easy as OBP for Transponder Keys
- You Don't Have to Be a Transponder Expert to Do Remotes



2. Most common keyless remotes can be programmed by on board programming.

## DIVING RIGHT IN

- Our Most Common Question From Locksmiths - Which Remotes Should I Stock?
- Based on Last 12,000 Orders, Sweet Spot of Sales is 1997-2001, Peaking at 1999
- Average Remote Life Span is Only 4 Years
- We Recommend Stocking Remotes that Will Handle Cars in the Sweet Spot



3. KeylessRide knows which are the most popular remotes to stock.

### The Top Remotes

There are over 160 different factory remotes for 1997-2001 vehicles. At KeylessRide they have put together a number of different assortments of OEM keyless remotes. One of the assortments available includes the top 10 factory keyless remotes so you don't have to guess which ones to stock. Those 10 keyless remotes cover over 22 million, or nearly 50 percent, of vehicles. (See figure 4.)

One of the top 10 remotes includes P/N 5330, which will work on approximately 6.1 million vehicles. (See figure 5.) Among the automobiles that can use this remote are the following Ford models: 99-03 Econoline, 01-03 Escape, 00-03 Excursion, 98-02 Expedition, 98-01 Explorer, 98-03 F-Series, 98-03 Ranger and 98-03 Windstar. Lincoln models include: 02 Blackwood and 98-03 Navigator. The Mercury models include: 01-03 Tribute and 98-01 Mountaineer. 98-03 B-Series Mazda will also use it.

The 98 Ford Explorer and some other car models that use the P/N 5330 remote use keyless remote activation procedure #360 which is on board pro-

## SELECTING THE TOP 10 REMOTES

- There are Over 160 Different Factory Remotes for 1997-2001 Vehicles
- We've Selected the Top 10
- These 10 Remotes Cover 22.3 Mil. or 50% of Vehicles

50% OF VEHICLES COVERED BY REMOTES IN VOLUMES 1 AND 2 (22.3 OUT OF 44.6 MIL. VEHICLES 97-01)



4. 10 keyless remotes cover over 22 million, or nearly 50 percent, of vehicles.

gramming (OBP). (See figure 6.) No special equipment is required for programming.

### The steps are as follows:

Insert the key in the ignition and turn the ignition switch from OFF to RUN (as far as you can go without cranking the engine) eight (8) times within ten (10) seconds, ending in RUN. If the vehicle has successfully entered program mode, it will lock and then unlock all doors automatically.

Within 20 seconds, press any button on a keyless entry remote transmitter. The doors will lock

## THE TOP 10 REMOTES

WHAT DOES IT WORK ON?  
6.1 Million Vehicles

P/N 5330

- |                  |                   |
|------------------|-------------------|
| <b>FORD</b>      | <b>LINCOLN</b>    |
| 99-03 Econoline  | 02 Blackwood      |
| 01-03 Escape     | 98-02 Navigator   |
| 00-03 Excursion  |                   |
| 98-02 Expedition | <b>MERCURY</b>    |
| 98-01 Explorer   | 98-03 B-Series    |
| 98-03 F-Series   | 01-03 Tribute     |
| 98-03 Ranger     | 98-00 Mountaineer |
| 98-03 Windstar   |                   |



5. P/N 5330 which will work on approximately 6.1 million vehicles.

and then unlock to confirm that each keyless remote has been activated. Note: When the first keyless remote is programmed, all existing keyless remotes are erased.

Repeat the previous step for each transmitter that will operate the vehicle.

4. If the door locks do not respond for any of the keyless remotes, wait several seconds and press the button again.

5. Turn the ignition switch to the OFF position, or wait up to 20 seconds after step 1, to exit program

## Code Software Now Just \$198!

### CODEMASTER

Code Series	Category or Mfg	Application	Blank #
RJ-R250	YALE	DRAWERS	574A
RCI-RC2800	FOREIGN AUTO	MASERATI	X50
NRJ-RR100	CHICAGO	FILE CABS	1841T
9030-9989	US AUTOMOTIVE	G.M.	SJ198D
10801-15500	COMBO LOCK	MASTER	

FREE Demos & FREE Updates, too!  
[www.treskat.com](http://www.treskat.com)

- CodeMaster (Codes on disk) \$689..... 198<sup>95</sup>
- PerfectMaster (masterkeying) \$289..... 189<sup>95</sup>
- KeyWiz (finds missing auto cuts) \$289..... 99<sup>95</sup>
- AutoMaster (auto encyclopedia) \$189..... 99<sup>95</sup>
- MasterKard (prints code cards) \$139..... 69<sup>95</sup>
- MaxiKey (non-mastered keying) \$139..... 69<sup>95</sup>
- Advantage (inventory & invoicing) \$189..... 79<sup>95</sup>

Locksmith Software since 1982  
Works in Windows or DOS!

All major credit cards accepted.  
CALL TOLL FREE

1-800-645-5657

(outside USA 1-407-870-9696)

Treskat USA Corp.

725 Adriane Park Cir • Kiss, FL 34744

[www.treskat.com](http://www.treskat.com)

Circle 362 on Rapid Reply

SCHLAGE • WEISER • ARROW • CAL-ROYAL • KWIKSET • DEXTER

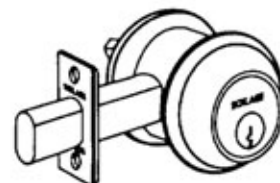

ONE CALL WILL GET YOU THIS AND MORE!!

1-800-848-1577



# LOCK

IS OUR MIDDLE NAME



AVAILABLE AT:

ZIPF LOCK COMPANY

P.O. BOX 935

COLUMBUS, OHIO 43223

1-800-848-1577(Nationwide)

1-800-228-6320 ZipFAX®

CHICAGO • NATIONAL CABINET • TIMBERLINE • DETEX • HPC

• LCN • VON DUPRIN • FORT • LAB • MONARCH • MASTER • IVES •

• LOCKNETICS • DON-JO • ILCO • HES • KRYPTONITE • PRO-LOK •

Circle 363 on Rapid Reply

February 2004 • 47

## PROGRAMMING

### PROCEDURE #360

1998 FORD EXPLORER  
355,672 (83%) w/Keyless Entry



Insert keys into ignition, cycle between OFF and RUN (ending in RUN) EIGHT times in TEN seconds.

Doors will lock and unlock automatically.

Press ANY button on the remote.

Doors will lock and unlock automatically.

Turn ignition OFF.

PIN 5330



FRIENDLY FORD, LAS VEGAS: \$78 Total (\$46 Parts, \$30 Labor, Pre-pay, Wait 2 Days)

**6. The 98 Ford Explorer and some other car models that use the P/N 5330 remote use keyless remote activation procedure #360 which is on board programming.**

mode. If a keyless entry remote has been activated, the vehicle will lock and unlock all doors one last time to confirm.

Another top seller keyless entry remote is P/N 5350. (See figure 7.) It works on 5.3 million vehicles. Those vehicles include Ford: 99-02 Escort, 03 Expedition, 02-03 Explorer, 01-03 Focus, 99-03 Mustang, 98-03 Taurus, 02-03 Thunderbird and 99-03 Windstar. Lincoln models are: 03 Aviator, 00-03 LS, 03 Navigator and 98-03 Town Car. Mercury models include: 99-02 Cougar, 03 Marauder, 02-03 Mountaineer, 98-03 Sable and 98-99 Tracer.

Programming the P/N 5350 for the 99 Lincoln Town Car and some other cars uses programming procedure #350. (See figure 8.)

### The steps are:

Insert key into ignition, and cycle from OFF to RUN (ending in RUN) four (4) times in three (3) seconds. The locks will then lock and unlock automatically, confirming that program mode has been entered.

Press any button on the remote to be programmed. The locks will lock and unlock automatically to con-

## THE TOP 10 REMOTES

WHAT DOES IT WORK ON?  
5.3 Million Vehicles

P/N 5350

FORD	LINCOLN
99-02 Escort	03 Aviator
03 Expedition	00-03 LS
02-03 Explorer	03 Navigator
01-03 Focus	98-03 Town Car
99-03 Mustang	MERCURY
98-03 Taurus	99-02 Cougar
02-03 Thunderbird	03 Marauder
99-03 Windstar	02-03 Mountaineer
	98-03 Sable
	98-99 Tracer



**7. Another top seller keyless entry remote is P/N 5350.**

firm programming. Note: When the first remote is programmed, all existing remotes are erased.

If additional remotes are to be programmed (including the existing remotes, which were previously programmed), repeat Step 2 within 7.5 seconds.

4. To exit program mode, turn the ignition to OFF or wait 7.5 seconds.

Among the top 10 remotes that work on approximately 2.9 million General Motors vehicles is P/N 5960. (See figure 9.) Those GM vehicles include the following Chevrolet models: 99-01 C/K Pickup, 00-01 Suburban, 00-01 Tahoe and 98-02 S10/T10 Pickup. GMC models include: 99-01 C/K Pickup, 00-01 Yukon and 98-01 Sonoma.

The 00 Chevy Silverado which uses the P/N 5960 remote follows programming procedure #470. (See figure 10.)

## PROGRAMMING

### PROCEDURE #350

1999 LINCOLN TOWNCAR  
93,000 (100%) w/Keyless Entry



Insert keys into ignition, cycle between OFF and RUN (ending in RUN) FOUR times in THREE seconds.

Doors will lock and unlock automatically.

Press ANY button on the remote.

Doors will lock and unlock automatically.

Turn ignition off.

PIN 5350



GAUJIN FORD: \$47.50 Total, Free Programming if Not Busy

**8. Programming the P/N 5350 for the 99 Lincoln Town Car and some other cars uses programming procedure #350.**

*Note: It is important to have with you all the transmitters that you will be using on the vehicle before entering programming mode. Once you program a keyless remote, all previous codes will be erased from the memory. The other remotes will not be functional until you program them again. The following programming steps apply.*

Close all vehicle doors.

Insert the key into the ignition.

3. Hold down the power UNLOCK button on the driver's door panel. Continue to hold down until instructed to release.

Perform steps 5 through 8 in fairly rapid succession.

5. Turn the ignition switch to the ON position (as far as you can without starting the engine).

6. Turn the ignition switch to the OFF position.

## THE TOP 10 REMOTES

WHAT DOES IT WORK ON?  
2.9 Million Vehicles

P/N 5960

<b>CHEVROLET</b>	<b>GMC</b>
99-01 C/K Pickup	99-01 C/K Pickup
00-01 Suburban	00-01 Yukon
00-01 Tahoe	98-01 Sonoma
98-02 S10/T10 Pickup	



9. Among the top 10 remotes that work on approximately 2.9 million General Motors vehicles is P/N 5960.

7. Turn the ignition switch to the ON position.

8. Turn the ignition to the OFF position.

9. Release the power unlock button on the door panel. The vehicle will cycle the door locks (lock and unlock the doors automatically) to indicate that the vehicle is in programming mode.

*Important: All keyless remotes must be programmed at this time. When a new remote is programmed, it will deactivate the old ones.*

10. Hold down the LOCK and UNLOCK buttons

## PROGRAMMING

### PROCEDURE #470

2000 Chevy Silverado 1500  
400,017 (80%) w/Keyless Entry

Close doors, insert key into ignition, hold down power unlock button, cycle TWICE between ON and OFF (ending in OFF), release power unlock button



Door locks will lock and unlock automatically

P/N 5960

Hold down LOCK and UNLOCK buttons

Door locks will lock and unlock automatically

Turn ignition to ON position.



FAIRWAY CHEVROLET: \$116 Total (\$71 Parts, \$45 Labor)


10. The 00 Chevy Silverado which uses the P/N 5960 remote follows programming procedure #470.

on the keyless remote simultaneously until the door locks cycle (lock and unlock). This step may take up to 30 seconds.

11. Repeat the previous step for each additional remote (including existing previously programmed remotes).

12. Turn the ignition switch to the ON position, in order for you to exit the programming mode.

I won't go into more remote programming here, but note that programming procedures depend on



## LOCKS, SAFES, AND SECURITY

is NOW AVAILABLE on CD/DVD.

### LSS+ ELECTRONIC INFOBASE

A complete reference for police, locksmith, and security.

#### LSS+ Contains:

- Advanced search engine
- 4000+ new images
- Four Books included
- 30+ hours audio/video
- New and updated data
- Enhanced graphics
- Eight volumes (CD-R)
- Three Security Levels

[www.security.org](http://www.security.org)



### "KLINKY DESIGN CATEGORIES"

ANIMALS  
ATTITUDE  
FINE ART  
HOLIDAY  
HOME & OFFICE  
HUMOR  
INSPIRATIONAL  
KANJI  
LOVE & PEACE  
MOTIVATIONAL  
OCCUPATIONS  
PATRIOTIC  
YOUTHFUL  
ZODIAC

**ARE YOU CARRYING THE MOST PROFITABLE DESIGNER KEYS YET?**

IF SO, YOU'D BE CHOOSING FROM OVER 140 INCREDIBLE DESIGNS TO CUSTOM FIT YOUR UNIQUE CUSTOMER BASE, INCREASE STORE SALES, AND KEEP CUSTOMERS ALWAYS COMING BACK FOR MORE.

VISIT [WWW.KLINKYWORLD.COM](http://WWW.KLINKYWORLD.COM) OR CALL 1.877.MY.KLINKY TO BECOME A KLINKY RETAILER.



**GET STARTED WITH... THE KLINKY STARTER KIT!**  
INCLUDES 100 OF OUR BEST SELLING KLINKYS (TOP 20 DESIGNS - 5 EACH (3KWT & 2SC1) PLUS A FREE DISPLAY & FREE SHIPPING!  
ALL FOR JUST \$179.00 (LIMITED TIME OFFER)  
ORDER TODAY! CALL 1.877.695.5645

## WHAT IS A SERVICE PACK?

- Service Packs Include Everything You Need to Stock Remotes
  - Compatibility Charts
  - Programming Instructions
  - Remotes
- We've Recently Updated our Service Packs to Include 2003 Vehicles



### 11. Go with the service packs.

## KEYLESS ENTRY SERVICE PACKS

- Designed to be Both Comprehensive and Easy to Use
- Just Look Up Year, Make and Model of the Vehicle
- All Required Data at Your Fingertips

Make	Model/Year	Remotes	Max # of Programs	Price
Dodge	2000-01 Dodge Car 4WD 2000	1120	4	\$129
Dodge	2000-01 Dodge Car 2WD 2000	1120	4	\$129
Dodge	2000-01 Dodge Car 4WD 1999	1120	4	\$129
Dodge	2000-01 Dodge Car 2WD 1999	1120	4	\$129
Dodge	2000-01 Dodge Car 4WD 2001	1120	4	\$129
Dodge	2000-01 Dodge Car 2WD 2001	1120	4	\$129
Dodge	2000-01 Dodge Car 4WD 1998	1120	4	\$129
Dodge	2000-01 Dodge Car 2WD 1998	1120	4	\$129
Dodge	2000-01 Dodge Car 4WD 1997	1120	4	\$129
Dodge	2000-01 Dodge Car 2WD 1997	1120	4	\$129

### 12. The support materials include Compatibility Charts and Programming Instructions.

## DRIVING CUSTOMERS TO YOUR BUSINESS

- Locksmith Partners Get a Free Counter Top Display in Addition to the Free Shop Poster
- Decals for Vehicles are Also Available
- Locksmith Partners get Free Listing as a Retail Location on [www.keylessride.com](http://www.keylessride.com)



### 13. If a car owner wishes to find a local retailer of car remotes, the KeylessRide website has a database where the person can enter a zip code and find a local dealer/locksmith.

the year, make and model, not the remote. The same type remote may be programmed differently for different car models. If you don't know which remotes to stock, it might be smart to go with the service packs. (See figure 11.) The service packs look something like books, and include an assortment of keyless entry remotes, plus support materials. The support materials include Compatibility Charts and Programming Instructions. (See figure 12.) Car make, model and year lists tell you which remotes

go with which cars. Included in the lists, there are numbered programming procedures to let you know which process is needed to program a remote for any particular vehicle.

The service packs are numbered by volume, starting with the most common remotes. The locksmith partner starter kit includes volumes 1 and 2, which have a total quantity of 18 remotes. The two volumes together cover the top 10 keyless remotes, with some of the more popular (of the top 10) in larger quantities than 1. Included in the top 10 remotes are mostly domestic brands, but a few import brands too.

## Customer Support

Even though KeylessRide will sell remotes to car owners from their website. They sell retail to them, but at a discount to Locksmith Partners. If a car owner wishes to find a local retailer of car remotes, the KeylessRide website has a database where the person can enter a zip code and find a local dealer/locksmith. (See figure 13.) At KeylessRide, they also have knowledgeable technical support to assist you in sales and programming. No minimum buy-in is required to start. You can buy one at a time or in quantity. While costs will vary, they even carry hard to find and more exotic remotes.

You don't have to offer full across the board automotive lock service to sell and profit with keyless remotes. You can go as deep as you choose. If you do offer full service though, KeylessRide has even more to offer for your business. A newly started venture called StreetKeys acts as a national service provider to sell transponder key duplication to car owners and send the work to you. A registry of locksmiths with various key programming equipment helps them direct customers to you (rather than the car dealers) to get their extra copies of transponder keys. StreetKeys sends the blank transponder key to and bills the customer. The customer brings the blank key to you for service, and (afterward) StreetKeys promptly pays you for the service done. KeylessRide doesn't charge you an advertising or referral fee. Also, for other auto lock service that they don't offer, they refer to Locksmith Partners in the field for you to service and bill direct to the customer.

While the car dealers and other entities are trying to squeeze locksmiths out of the auto lock and security market, KeylessRide is helping direct the business back in our direction. You probably ought to check it out.

For more information, go online at <http://www.keylessride.com> or <http://www.streetkeys.com>. You can also call, 877/619-3136. Circle 390 on Rapid Reply. **TNL**




# ITL Presents

## The Industrial ITL9700 Code Machine

- ◆ Super bearing construction.
- ◆ Superior rigidity and accuracy.
- ◆ Shipped with carbide cutter.
- ◆ 2 year parts and labor warranty.
- ◆ Increased cut rates:

Standard mode	15 seconds.
High Speed mode	9 seconds.
Laser mode	8 seconds.
Bi Axial 6 pin	16 seconds.
- ◆ New Medeco Autoswing head option.



## ITL 9000 Computer Key Machine

- ◆ Up to 800 built-in manufacturer depths and spaces.
- ◆ Works with most popular Master key systems.
- ◆ Serial port to communicate with user systems.
- ◆ Repeatable accuracy of 1/1000th inch.
- ◆ Dependable heavy duty construction.
- ◆ 1 year parts and labor warranty.
- ◆ Cuts Medeco™ High Security keys with angled cuts.

The ITL 9000 was built by locksmiths — we know what you wanted so we built it. When a new lock comes out you add the space and depths immediately. No Mechanical adjustments. All sealed and prelubricated bearings.

## ITL 950C Computer Code Machine

- ◆ Windows™ interface for built in Masterkey system printing and saving.
- ◆ Domestic car codes included.
- ◆ Both 12 volt and 120 volt usage standard.
- ◆ One cutter emulates all flat widths.
- ◆ Four line display with menus RS232 communication port.
- ◆ Repeatable accuracy +/- .002.
- ◆ 1 year parts and labor warranty.
- ◆ Over 500 manufacturers depths and spaces built in.
- ◆ Finds, loads and cuts a car key in 15 seconds.



**INTRALOCK**  
TOOLS LIMITED

— Now Distributed Throughout USA, Canada & Australia —

2639B Progressive Way • Abbotsford, BC Canada V2T6H8

USA: 562-699-0060 • Canada: 604-852-8904 • Canada Fax: 604-852-8938 • Toll Free: 1-888-264-6627

# IR Ingersoll-Rand®

## ACCESS CONTROL SURVEY PART 6



by  
**Richard Allen  
Dickey**

The 4040 SUPER SMOOTHIE® is LCN's most flexible heavy duty closer. It is designed for institutional and other rugged high traffic applications.

Before we get into the installation, I want to throw a few of the features at you so you will have an idea what the 4040 series closer has to offer.

To start with, the 4040 series is certified under ANSI Standard A156.4 for a grade one closer. I was curious how many cycles a

closer would be subject to for the certification, so I looked it up. For a closer with a backcheck to get a grade one certification, it gets 1.5 million cycles. LCN says the 4040

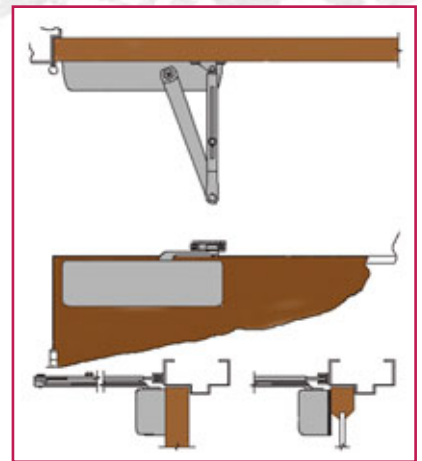
series closer is good for 10 million cycles. Could it be time to upgrade the standard?

The closer cylinder is made of cast iron with a double heat-treated steel pinion. The arm is forged steel. All weather fluid is used in all of the 4040 series and they are non-handed.

The non-sized cylinder is adjustable for interior doors up to 60" and exterior doors up to 48". The 4040 can be mounted on either right or left hand swinging doors, hinge side (see photograph 3), top jamb (see photograph 4), and parallel arm (see photograph 5).

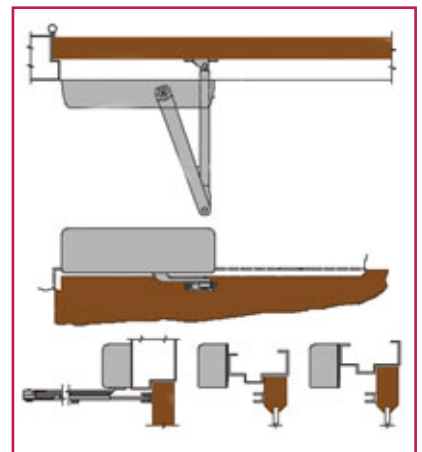
A few more of the features include:

- Standard or optional custom powder coat finish.
- Optional plated finish on cover, arm, and fasteners.




**3** Here is an example of a hinge side installation.

- Optional SRI primer for installations in corrosive conditions.
- Optional designer series metal cover
- UL/ULC listed.



**4** This one is a top jamb installation.

A standard 4040 series closer is shipped with a regular arm, a standard plastic cover, and self-reaming/tapping screws. Now lets move on to the fun stuff.

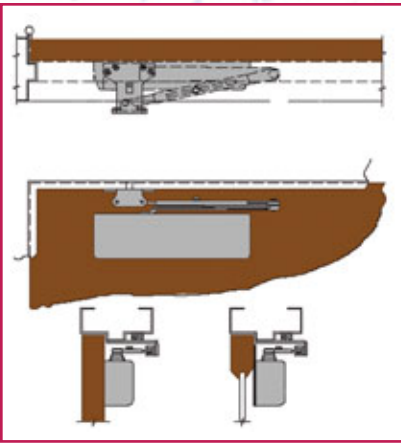


**1** The 4041 closer from LCN, seen without a cover or arm.

The 4041 that we will be installing is just a 4040 (see photograph 1) with the LCN Fast Power Adjust. (See photograph 2.) That's just a fancy name for a really cool visual indication of the power setting for the closer. It's adjustable from 1 to 6.



**2** The 4041 includes the Fast Power Adjust for a convenient visual display of the power setting.



**5** This one is the parallel arm installation. It is the one we will be doing today.



**6** The victim is a 36" hollow metal door.

The victim for today's installation is one of two, 36" hollow metal door. (See photograph 6.) The closer is not supplied with a "stick on template" like some other manufacturers provide. Don't

let this bother you because it does not cause a problem.

There are four different sets of dimensions that are recommended for the 4041 when using a parallel arm. The measurements are to accommodate a 85, 90, 100, and a 110 degree opening requirement. We will be using the measurements for the 100 degree opening.

The first hole will be 7-5/8" from the edge of the door and 4-7/16" down from the door stop at the top of the frame. After the first hole is located, the other three holes can be located by measuring from the first. (See photograph 7.) The centerline for the shoe is located 9-1/4" from the edge of the frame.

It is recommended that all hole locations be center punched. If self-reaming tapping



**8** Self-reaming tapping (SRT) screws are used. This means that a 1/8" pilot hole should be drilled to prevent walking.

(SRT) screws are to be used, it is also recommended that a 1/8" pilot hole be drilled. (See photograph 8.)



**7** The location for the closer and arm are marked then center punched.

By using a pilot hole, the SRT screw will not walk and cause mounting problems. The closer is held in place with four SRT screws. (See photograph 9.)

The parallel arm (see photograph 10) is held in place with five SRT

## The Fastest, Most Efficient Loading Trailers...

- Switch from Ground to Transport to Dock Height in Minutes
- 7,500, 10,000 or 15,000 lbs, Dual Axle Model
- Tongue or Gooseneck Hitch


## LIFT-A-LOAD Elevating Platform Trailers




**Call 800-369-5365 for Information!**

Manufactured by: The Advance Metalworking Company, Inc.

P.O. Box 465 • 3726 HWY 34 • Kewanee, Illinois 61443 • Tel: 309.853.3387 • Fax: 309.853.3389 • www.lift-a-load.com • tamco@lift-a-load.com



**9** The closer is held firmly in place with four SRT screws.



**12** The fifth screw uses a spacer between the shoe and frame.




**16** When the arm contacts the cushion dead stop, it acts like a shock absorber.




**10** We will be using a parallel arm installation. It is the one we will be doing today.



**13** A flat screw holds the arm to the pinion.



**17** Adjustments for the main closing speed, latch speed and backcheck are easy to access.



**11** The shoe is mounted with 5 SRT screws.



**14** A spring cushion dead stop is used with this installation.



**18** The power adjustment is as simple as the twist of an Allen wrench.

screws. (See photograph 11.) Four of the screws attach the shoe to the stop. The fifth has to attach to the frame behind the stop. A spacer is provided to take up the extra room between the shoe and frame. (See photograph 12.)

The opposite end of the arm attaches to the pinion with a flat screw. (See photograph 13.) The pinion has to be turned about 30 degrees to preload the cylinder before the arm will slide onto the pinion.

A spring cushion dead stop is used with this installation. (See photograph 14.) It simply screws into the shoe. (See photograph 15.)



**15** It simply screws onto the shoe.

The arm will strike the dead stop and the spring will act like a shock absorber. (See photograph 16.)

Adjustments for the main speed (see photograph 17), latch speed and backcheck as well as the strength of the closer are easy to adjust. (See photograph 18.)

The plastic cover that is provided is not handed. (See photograph 19.) It attaches to the closer with a couple of Allen head screws. (See photograph 20.)

The 4040 series closer is available with so many options; I thought it would be a good idea to list them. I won't provide a detailed explanation for each option, there are just too many. Most are self explanatory. The fact that the list is so long should tell you that if you want it, they probably have it. Have a nice day!

#### CLOSER OPTIONS CYLINDER

- Delayed Action (DEL)
- Lead Lined (LL)

#### COVER



PRECISION TOOLS FOR THE  
LOCKSMITH PROFESSION

# Machinery, Tools & Software To Grow Your Business

Don't Just Think Of Us For That First Code Machine...  
We Offer Tools & Equipment For Almost Every Aspect Of Your Business!

## Stop Passing Up High Security Auto Work... Framon's Sidewinder Makes It A Breeze!

- Four cutters & two guides included
- VW/Audi vises included at no charge
- Reversible standard vises hold all other keys
- Small & compact at 6" x 14" x 10", 33 lbs.
- Built in tip-stops
- Handy drawer to hold accessories
- Approximately one minute to duplicate a key



## Don't Settle For Just A Code Program! Genericode Gives You So Much More...

There are plenty of code programs to choose from. Make the right choice the first time-Genericode by Gale Johnson. Available for DOS or Windows, Genericode can retrieve cuts from code, find the code number from cuts, fill in missing cuts, does progression charts, and has key cutting support for almost every key machine in use today. Have questions or problems? Count on our tech support to assist you in a quick manner.

## More Tools To Make Life Easier & More Profitable...




From our Impressioning Tool & Plug Holder set to our DBM-1, Framon knows what you need to grow your business. Why? We also operate a full-time locksmith shop. All of our products are tested first hand in the shop environment before they make it to your door.



For a free catalog or CD-ROM video, contact Framon Manufacturing Company at:  
909 Washington Ave, Alpena, MI 49707      Phone: 989-354-5623  
E-mail [sales@framon.com](mailto:sales@framon.com)      Website: [www.framon.com](http://www.framon.com)

Continued from page 54



**19** The standard plastic cover is non-handed.



**20** Two screws secure the cover to the closer.

- Metal (specify right or left hand) (MC)
- Designer Series Metal (non-handed) (DS1)

### FINISH

- Custom Powder Coat, (RAL) (handed metal cover required)
- Plated Finish, (handed metal cover required)
- SRI primer

### ARM

- Regular w/62PA (Rw/PA)
- Regular w/62A (R/62A)
- Long (LONG)
- Extra Long (XLONG)
- Hold-Open (H)
- Hold-Open w/62PA (Hw/PA)
- Long Hold-Open (HLONG)
- EDA (optional -62G or -145)
- HEDA (specify right or left hand, optional-62G or -145)
- Cush-N-Stop (CUSH)
- HCush-N-Stop (HCUSH)
- Spring Cush (SCUSH)
- Spring HCush (SHCUSH)

### OPTIONAL SCREW PACKS

- TB\* w/Self-Reaming and Tapping (TBSRT)
- Wood & Machine Screw (WMS)
- TB\*, Wood & Machine Screw (TBWMS)

- TORX Machine Screw (TORX)
- TB\* & TORX Machine Screw (TBTRX)

### INSTALLATION ACCESORIES

- Plate, 4040-18
- Plate, 4040-18TJ
- Plate, 4040-18G
- Plate, 4040-18PA
- Plate, 4040-18DS1
- Plate, 4040-18TJDS1
- Plate, 4040-18PADS1
- CUSH Shoe Support, 4040-30
- Blade Stop Spacer, 4040-61
- Auxiliary Shoe, 4040-62A
- Soffit Shoe, 4040-65
- PA Shoe Adapter, 4040-418
- CUSH Flush Panel Adapter, 4040-419

For more information on any of the above products, you can contact Ingersoll-Rand at IR Security & Safety, 111 Congressional Blvd., Suite 200, Carmel, IN 46032 or call them at 317-613-8150. They also have a web site at [www.irsecurityandsafety.com](http://www.irsecurityandsafety.com) **TNL**



**Gettin'  
In Gear  
For The  
Third  
Year.**



## LOCKMASTERS **PURE Auto** 2004 Series

### 2004 PIT STOPS

- #1 Feb. 21-22 Charlotte, NC
- #2 April 3-4 Oklahoma City, OK
- #3 May 22-23 Buffalo, NY
- #4 Oct. 1-3 Talladega, AL  
Special NASCAR Weekend!
- #5 Nov. 6-7 Las Vegas, NV

Visit us on the web at [pureauto.com](http://pureauto.com) for event details, registration forms & more! Register now for early-bird discounts!

**800.654.0637**

[pureauto.com](http://pureauto.com)  
[lockmasters.com](http://lockmasters.com)  
[techtrainproductions.com](http://techtrainproductions.com)

### Learn & Earn

#### Track 1 - Domestic Automotive

In-depth, hands-on training course covering 1994 models and forward.

#### Track 2 - **NEW!** Import Automotive

Learn features & servicing techniques for a variety of import locking systems.

#### Track 3 - High Security Automotive

Learn how to service vehicles with high-security key systems. Includes key cutting & generation, lock removal & replacement and more.

#### Track 4 - Automotive Transponders

From the basics to advanced, learn from the experts - everything from key blank selection to hands-on programming.

#### Track 5 - **NEW!** Key Generation

Get ALL the skills necessary to generate automotive keys.

#### Track 6 - Mechanical Safe Lock Servicing

#### Track 7 - Electronic Safe Lock Servicing

Safe lock servicing is back by popular demand! Learn function, design, opening, service and more on most commonly found mechanical and electronic safe locks.

# NEW 2004 Car Opening Update is Here!

www.pro-lok.com

## MABDUP2004 Includes New Models:

Acura TSX, Buick Rainier, Cadillac SRX, Chevrolet Aveo, Colorado, SSR, Chrysler Crossfire, Pacifica, Dodge SRT-4, Ford Freestar, Mazda Mazda 3, RX-8, Mercury Monterey, Mitsubishi Endeavor, Nissan Pathfinder Armada, Quest, Porsche Cayenne, Saturn Ion Quad Coupe, Scion xA, xB, Suzuki Forenza, Verona, Volkswagen Touareg.

## MABDUP2004 2004 Car Opening Update

Available  
NOW!

### 2004 Update Facts & Features:

- The 2004 Update covers the latest foreign and domestic vehicles on the road.
- Very clear and concise step by step written instructions.
- Excellent full color photos of each and every vehicle to illustrate and enhance the simplest steps to unlock every car.
- Compact size for easy handling. 5.5" x 8.5"
- There is nothing like this!
- The New brother and great companion for the MABDVOL2003 Car Opening Manual.
- Don't short change yourself as a professional, get the BEST in this Industry!

## MABDVOL2003

### The Best Damn Car Opening Manual Period!

### MABDVOL2003 Facts & Features:

- This Manual covers foreign and domestic vehicles from 1988 to 2003. **One Book, All in One, All you Need!**
- Easy to find manufacturer (each manufacturer has different color tab)
- Easy page numbering format (each model is together, consecutively)
- Alternate methods (at the bottom of each page, we provide you with an alternate opening method/tool if we have one.)
- Easy to Update, 3 ring binder, compact size: 5.5" x 8.5".
- Entire book in Full Color, durable gloss paper.
- Cross Reference & Tool Index.
- Over 700 pages, over 450 models, over 40 manufacturers.

Available from the following Distributors:

## PRO-SHIP distributors

Accredited Lock	800 652-2835
Allied Lock Supply	800 544-2102
Clark Security - SD	800 542-5625
Clark Security - MD	800 578-5625
E.L. Reinhardt	800 328-1311
Foley Belsaw	800 821-3452
H.E. Mitchell	800 626-5625

Herbert L. Flake Co.	800 231-4105
IDN Armstrong - Chamblee	800 726-3332
IDN Armstrong - Miami	800 872-3332
IDN Hardware Sales	800 521-0955
Intermountain - Denver	800 323-8046
Intermountain - Las Vegas	866 809-5625
Intermountain - Van Nuys	800 729-5444
Intermountain - SLC	800 453-5386
Key Products	800 457-1019
Lockmasters	800 654-0637
Locksmith Store	847 364-5111

McDonald Dash	800 238-7541
McManus Lock Supply	866 625-5657
R & H Wholesale	800 367-5625
SDI Doyle Lock Supply	800 333-6953
SDI Fried Brothers	800 523-2924
SDI Hans Johnsen Co.	888 879-1500
Stone & Berg	800 225-7405
U.S. Lock	800 925-5000
Wilco Supply	800 745-5450

Circle 357 on Rapid Reply

PRO-LOK<sup>®</sup> Why Use Anything Else?

655 North Hariton St. Orange CA 92868 • Tel: 714/633-0681 • Fax: 714/633-0470

# 2004

## CAR OPENING UPDATE

Full Color



www.pro-lok.com

**MABDUP2004**

# PRO-LOK<sup>®</sup>

655 N Hariton Street Orange CA 92868  
(714) 633-0681 • Fax: (714) 633-0470



**MABDVOL2003**

# Beginner's Corner



## Replacing A Ford 10-Wafer Ignition By Ken Holmlund

It is my experience that every brand of vehicle seems to have a specific problem that keeps occurring. When Ford came out with the 10-wafer system in 1984, it was a big change in the way Ford configured their ignitions and doors on the vehicles. Previous to that time, Ford used a five pin system for many years, occasionally using the same key for the door and ignition, but more often than not, using one key for the ignition and another for the door and trunk. Now they use a wafer lock with one key for the door, and a sidebar lock for the ignition. The door would not use the sidebar and could be impressed fairly easily. The trunk would still use the five-pin system and could also be impressed.

Ford did have some early problems, but worked them out quickly and continued with the 10-wafer lock system. As the locks became more common and got a little age on them, a problem surfaced that continues to this day. A poorly pined collar on the face of the lock caused that problem. It would come loose and allow the wings to turn independently of the ignition lock. *Photograph 1*, shows the wings in their normal working position, allowing the key to slide in easily.

*Photograph 2*, shows the wings in a turned position. This prevented the driver from being able to easily slide the key into the ignition because the slots in



**1. Wings in normal position.**

the collar and the ignition lock were not in alignment. Some people figured out the problem and were able to get their vehicle started, but many did not and the resulting calls to the dealership and the locksmiths were frequent. Another part of the problem was broken keys, because all the pressure needed to turn the ignition was placed on the blade of the key as the wings turned independently of the ignition.



**2. Wings in turned position.**

Although we as locksmiths had the opportunity to prosper from this problem, many did not know how to do the job and they passed it on to the dealership. Some of us were lucky and had dealerships that would send their customers to us, or would call us to come to

their shop to fix the problem. For that reason I suggest you cultivate a good relationship with the dealerships in your area. They can, and will provide you with a lot of extra work if you can help them with something they can't, or won't do.


Let's take a look at the locks in question and walk through the process of fixing them. Let me first tell you, I have not found a practical way to repair the original lock to a good working condition, and find it most preferable to replace the lock with an aftermarket ignition.



**3. Most common ignition with this problem.**

The most common style of lock with this problem is seen in *photograph 3*. The biggest contributor to the problem seems to me to be the size of the wings. Since they are so large it allows a tremendous amount of torque to be exerted with very little effort, thus acerbating the situation. Other styles have occasionally shown this problem, but I would say 95 percent of the locks I have worked on are this style.






**4. Poke hole for ignition removal.**

Removing the lock is usually quite easy if you have a working ignition key. Simply turn the key to the on position and insert a tool into the hole on the bottom of the shroud. (See photograph 4.) Ford has used this system for years and it makes for quick removal of their ignition locks if you have a key.

Once in a great while you will have to remove the shroud to get to the retainer. If that is the case, simply remove the screws that hold the plastic in place and locate the retainer. This seldom happens with the style of lock shown in photograph 1, but can happen with other styles of ignition.

With the lock out of the ignition, you are ready to begin the process of keying the replacement. Ford recognized the need to replace locks fairly soon in the game and have come up with a method that will allow for easy replacement of the lock, and enable you to keep the same cuts for the door on the key. What they decided was that if they kept the wafer in the number five cut and did not put a wafer in the number six cut, they would be able to have a replacement with only five locks in inventory. (See photograph 5.) Let me explain more.

Ford uses a couple of common rules for their ignitions. One is that the door uses the first six cuts and the ignition uses the last six cuts. Simple math tells you that that adds up to 12 cuts. What they do is have the ignition and doors both



**5. No wafer in number 6.**

use the fifth and sixth cuts. A second rule was that no two consecutive cuts could have a difference of more than two depths. More than two depths would cause the shallower cut to be eliminated by the angle of the next cut. Because of these two rules, it is necessary to have cuts in the fifth and sixth cuts that are compatible with both door and ignition. If the fifth cut of the old key was a four, Ford would put a four wafer in that position and leave the sixth position empty. That means the sixth cut would now work with any cut and would allow more options for the seventh cut.

This sounds like a good plan, except that the needed ignition combination is not always available and it is necessary to know how to rekey an ignition from scratch. The replacement ignition is available from several manufacturers including BWD model 1438, and ASP models C-42-150 through 157 (C-42-150 is coded, C-42-157 is uncoded and the last number of the rest tells which wafer is in the number five position). Check with your supplier for a source. The locks will cost you between \$10 and \$15 so it is not a large investment in inventory and will prove to be a good investment.

If you purchase the locks with the sixth space blank, you can just match the fifth cut of the original ignition key to the wafer in the new lock, copy the first six cuts from the old key and the last four cuts from the new key and you will have a working key for both the door and the ignition.



## MIDWEST WHOLESALE HARDWARE

ACSI  
ADAMS RITE  
AIR LOUVERS  
ALARM LOCK  
ARM-A-DOR  
BOMMER  
CORBIN-RUSSWIN  
DETEX  
DOR-O-MATIC  
DORMA  
FALCON  
FOLGER-ADAM  
GLYNN-JOHNSON  
HAGER/ROTON  
H.E.S.  
IVES  
JACKSON  
KABA-ILCO  
LCN  
LOCKNETICS  
MAG SECURITY  
MARKAR  
MMF  
MONARCH  
NORTON  
PEMKO  
RIXSON  
ROCKWOOD  
SCHLAGE  
SECURITRON  
SOSS  
STANLEY  
TRIMCO  
VON DUPRIN  
YALE

KANSAS CITY, MO  
800 821 8527  
Fax 800 821 8531

ORLANDO, FL  
800 859 8527  
Fax 800 859 8531

VISALIA, CA  
888 767 8527  
Fax 888 724 8531

MIDWESTWHOLESALE.COM

If you do not have the correct ignition for the above scenario, keying the lock is not a problem if you have a keying kit. They are also available from several manufacturers including BWD Model SK6100, (see photograph 6), and ASP A-42-111.

If the lock you have is uncombined, I suggest keying it to the existing key. If it is combined then the only spaces you need concern yourself with are spaces five, six and seven.



6. Pinning kit for 10 wafer ignitions.


Cut a new key with the first six cuts from the old key to guarantee a match with the door

locks. Next, make sure the cut for space seven is not more than two different from number six or number eight. Place the proper wafers into the lock and replace the springs and cap. (See photograph 7.)




7. Cap on plug.

The lock will consist of several important pieces, including two round pins, two springs, a washer with a notch and the electric connectors. **Do Not Lose These!** Begin by placing the springs into the holes in the body of the lock. (See photograph 8.) Next put the




8. Placing spring in hole of housing.



9. Placing pin in hole of housing.

pins on top of the springs. (See photograph 9.) Insert the key into the lock and slide the washer over the plug. (See photograph 10.) It will go on two ways, so be aware of the correct position. The notch will line the washer up correctly, but it can be put on backwards. If reversed, it will not allow the lock to go together completely.



# New Pocket InstaCode!

**W.H. Software**

## The Code Pocket Rocket!

Sick of carrying a laptop around with you? Or tired of calling the shop to retrieve a code? Pocket InstaCode has all the important features of the InstaCode program, packed into a program small enough to run on a Pocket PC. Pocket PC's are the size of a "Palm Pilot" style devices (slightly larger than a mobile phone), yet advances in technology allow them to be almost as powerful as a laptop PC. Pocket InstaCode takes advantage of these new technologies by providing the locksmith with a powerful, feature packed and extremely compact solution for code and information retrieval.


Pocket InstaCode requires a Pocket PC with 64mb RAM running "Microsoft Pocket PC2000" or later. Pricing is on Pocket InstaCode and is discounted to those who are already users of InstaCode.

Order Pocket InstaCode now from your nearest distributor:

**North America**  
The National Locksmith  
Phone: 630.837.2044 • Fax: 630.837.1210  
E-Mail: NATLOCK@aol.com


**Australia**  
Locksmiths Supply Company  
Phone: 3.9329.7222 • Fax: 3.3929.2570  
E-Mail: lsc@lsc.com.au

**UK**  
Citysafe Wholesale  
Phone: 2380.814.181 • Fax: 2380.812.771  
E-Mail: cs-sales@easynet.co.uk

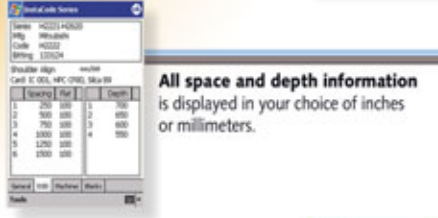


Westhorn House Software  
www.whsoftware.com

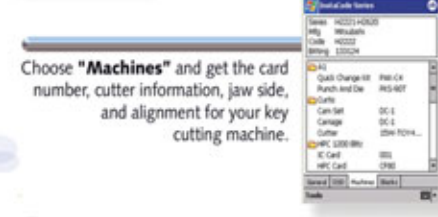
Open Pocket InstaCode and the "Search" Window is ready for you to find your code. Simply enter the known information, click FIND and your code appears on screen.



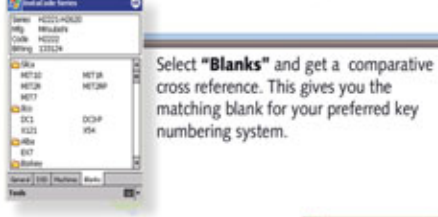
**All space and depth information** is displayed in your choice of inches or millimeters.



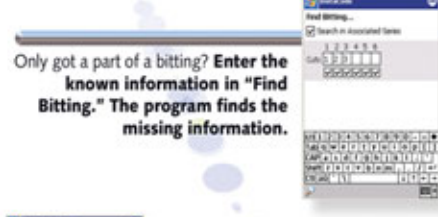
Choose "Machines" and get the card number, cutter information, jaw side, and alignment for your key cutting machine.



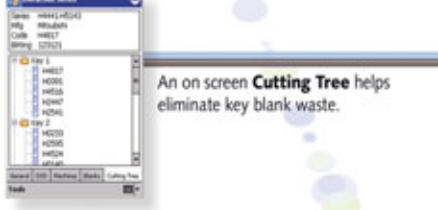
Select "Blanks" and get a comparative cross reference. This gives you the matching blank for your preferred key numbering system.




Only got a part of a bitting? Enter the known information in "Find Bitting." The program finds the missing information.




An on screen **Cutting Tree** helps eliminate key blank waste.





**10. Correct placement of spacer on plug.**


With the key still in the lock, position it so the opening at the end of the body will accept the plug. (See photograph 11.) Slide the pieces together, using caution so as not to harm the electric connection. (See photograph 12.) Turn the plug counterclockwise until the key can be removed. Turn the lock on and off several times to be sure nothing is hanging up and you are ready to install the new lock into the column.



**11. Plug fully seated in housing.**



**12. Electric connections on housing.**



**13. Retainer.**

Turn the key to the on position and depress the retainer. (See photograph 13.) Then slide the lock into the column. Again, turn the key counter-clockwise to seat the retainer and the job is completed. I would estimate my average time to be around ten minutes from start to finish if I have to rekey the lock. What you charge is up to you, but make it worth your time because the dealership would not be afraid to charge the customer if they did the job.

Contact information for the manufacturers mentioned in this article are:

**Auto-Security Products**  
 PO Box 10  
 Redmond, WA 98073  
 Phone: 425-556-1900  
 Fax: 425-558-1205  
 Website: www.carlocks.com

**BWD Automotive**  
 1108 A Singleton Dr  
 Selma, AL 36701  
 Phone: 973-728-3707 or 877-567-5470



**The National Locksmith®**

# Guide To Motorcycles

## Volumes 1, 2 & 3

by John Blankenship

*For years locksmiths have begged for comprehensive service manuals on motorcycles, and they are finally here! Covering a wide range of service procedures, you'll know everything a locksmith needs to know about each cycle. Plus, you'll get step by step photographs and instructions.*

**Choose Book or CD ROM**










If you have ever been frustrated by cycles made by the following manufacturers, you'll need these comprehensive books... • BMW • Buell • Harley-Davidson • Honda • Kawasaki • Moto Guzzi • Neiman • Suzuki • Triumph • Yamaha • Zadi

**Buy all 3 volumes in the online store!**  
**TheNationalLocksmith.com**

**NEW! Volume 3**

**Any Single Volume** \$99.00 + \$8 s/h

**Any Two Volumes** \$149.00 + \$8 s/h

**All Three Volumes** \$199.00 + \$8 s/h

**Choose the Volumes you are ordering...**

**Volume 1**  **Volume 2**  **Volume 3**

**Complete Set of All 3 Volumes**

**Please choose a format:**  **Book**  **CD-ROM**

(U.S. add \$8 s/h per order. Foreign & Canada add \$20 s/h per order. Orders must be paid in U.S. funds)

I've enclosed a check or money order for \$\_\_\_\_\_

OR charge my  VISA  MasterCard

Discover  American Express

Credit Card # \_\_\_\_\_

Expiration Date \_\_\_\_\_

Signature \_\_\_\_\_

Your Name \_\_\_\_\_

Shop Name \_\_\_\_\_

Address (No P.O. Boxes) \_\_\_\_\_

City \_\_\_\_\_

State \_\_\_\_\_ Zip \_\_\_\_\_

Phone (\_\_\_\_) \_\_\_\_\_

Mail coupon & payment to: **The National Locksmith** • P.O. Box 77-97592 • Chicago, IL 60678-7592

# The Lighter Side

Something Else



by Sara Probasco

I guess most towns have their “Miss Marthas.” They’re the fiercely independent little old ladies who live alone in big old houses so overgrown with ivy you can’t be sure if there’s a second story up there, or not. Often, children in the neighborhood are a bit afraid of them, calling them names like “the witch” or “the cat woman” and attributing a wide assortment of wicked spells and incantations to their capabilities. Such women never seem aware of the taunts. Either that or they’re too deaf to notice, or too old to care.

Our Miss Martha lived in one room of the house that had been in her family for generations. The room she had chosen for herself was originally the sitting room, but she’d had her bed moved there years ago—then a hot plate and little refrigerator—and it had eventually become the only part of the house she occupied. Just as well. Stacks of old newspapers, furniture, and an assortment of trash and treasures filled the other rooms to overflowing.

From time to time, rumors would surface about Miss Martha. Some said she had a fortune in antiques under all the mess. Others were sure she’d buried the bones of a dozen relatives in the cellar or between the walls over the decades—and who knew *how* they’d died! Neighbors seldom stopped by for a cup of tea or a glass of elderberry wine, so nobody really knew much, first hand.

Miss Martha had no telephone and no relatives that anybody knew of, but she had seven cats to keep her company and a parrot to announce intruders. The locals joked that the parrot would call out, “Jesus is watching you,” whenever anyone came into the house. They also said Miss Martha had a Doberman pinscher named Jesus.

Miss Martha didn’t own a door key, but that was all right. She’d never have locked her doors anyhow—not even the latch on the screen. She wasn’t afraid of burglars. Besides, she was of a generation who thought locked doors seemed a mite inhospitable.

Contrast old Mrs. Greenlee, down the block.

Mrs. Greenlee had been a widow for thirty some-odd years. She was scared to death somebody would come into her house uninvited. In fact, she was convinced they did. At least twice a week she would call us, insisting that somebody had been in her house rearranging the furniture or stealing one thing or another.

Once, she even claimed it was her brother-in-law, who lived next door. He’d been a policeman for most of his life before his retirement some fifteen years ago, and she knew for a fact he could pick his way into any lock made by man or machine. She claimed he was getting into her house at night after she’d gone to sleep, and was stealing food out of her refrigerator. And somebody had gone upstairs to her bedroom one day while she was out, and had

stolen her poor departed husband’s best suit from off the back of his easy chair, where he’d laid it out to wear the day he died—a fact her granddaughter later refuted, saying they’d donated all his clothes to Good Will years ago.

We’d done our best to help Mrs. Greenlee secure her house when she began to call us on a regular basis. First, we re-keyed the locks, then we replaced them with better, more secure ones. Finally, we installed ASSA entry locks for her. When she still insisted her brother-in-law was getting in without a trace, and that he’d eaten her left-over peach cobbler out of the refrigerator—even washed the pan and put it away in the cabinet so she wouldn’t know—we decided it was time to check into the situation a little deeper. That’s when we contacted her granddaughter.

“I’m afraid Grandmother’s losing it,” she said. “We try to keep her happy and not contradict her when she tells these outlandish tales. Just do what you can for her and send me the bill.”

At Mrs. Greenlee’s insistence, we removed the ASSA locks and installed all new locks, putting several on each outside door, as she instructed. Then we told her that was it!

“I’m sorry, but we just can’t keep replacing or re-pinning locks, when nothing seems to help. If this doesn’t do the trick, you’ll need to call somebody else. We’ve done all we can,” Don told her gently.

A couple of months passed and she called again. This time, it wasn't concern over anybody getting into her house. She'd come in, the evening before, locked her storm doors and every lock, deadbolt, throw-bolt, and chain on her doors, and gone to bed. The next morning, she got ready to go to the grocery store and couldn't find her keys. That meant she couldn't get out of the house, because she couldn't unlock her doors.

"I know they're in here some place. I had to have them to get in, and I used them to lock up before I went to bed last night. I just can't find them," she said, almost in tears.

Don agreed to come over and pick open the doors from the outside. He remembered from past experiences that the front door was the dickens to get open, so he needed to go in through the back. The storm doors locked with an inside manual latch, so there was no keyway to pick. He decided to try the windows, thinking maybe he'd get lucky and find one open—or at least one that wasn't locked. If all else failed, he decided he could resort to breaking one and getting in that way.

He'd forgotten every window was covered over with heavy iron burglar bars. Besides, the windows had all been nailed shut and painted in place years ago. Apparently, Mrs. Greenlee had thought of everything except how to get out of the house should she misplace her keys.

Something Don didn't know was, Mrs. Greenlee had recently added a little outside protection. She'd gotten a big, mean cur of a dog from the city pound, and her fenced back yard was his.

Kicking away the growling dog, Don wedged and pried the storm door, trying to get it to bow just enough to let him pop it open. Finally, it did, but it just wasn't his day. While he was picking open the dead bolt, the

dog grabbed his pants leg and snarled, yanking and pulling until he tore it to shreds. Finally, Don got the deadbolt open and used the key Mrs. Greenlee's granddaughter insisted he keep on file at the store to open the entry lock, but that was as far as he could go. He'd forgotten Mrs. Greenlee had an ancient Sargent surface-mounted latch-type lock on that door. It too, had a key-way, but since it was mounted on the inside of the

door, there was no way he could get to it to pick it open.

Don had just about given up hope and was seriously thinking about breaking in the door, when a delighted Mrs. Greenlee called out to him.

"Never mind. I found my keys down in the bottom of my purse. Can you imagine? Isn't that something else?!"

He agreed that it was.

So was the amount of Don's bill.

**T&E**

**CHICAGO**

**CLARK**  
SECURITY PRODUCTS

**2004**  
**Trade Show &**  
**Educational Conference**  
MARCH 25<sup>TH</sup> - MARCH 28<sup>TH</sup>

**WHERE:**  
**Northbrook Hilton**  
2855 N. Milwaukee Ave.  
Northbrook, IL 60062-6103  
847-480-7500 - Phone

\* Register thru Clark by March 3<sup>RD</sup>, 2004 & get a discounted hotel rate.

**TO REGISTER CONTACT:**  
**JOAN EMRICK**  
7520 Mission Valley Road  
San Diego, CA 92108  
800.542.5625 - Phone  
619.718.7333 - Fax

**SCHEDULE:**

**THURSDAY, MARCH 25<sup>TH</sup>**  
Classes 8 A.M. - 5 P.M.

**FRIDAY, MARCH 26<sup>TH</sup>**  
Classes 8 A.M. - 5 P.M.  
Friday night event  
**IT'S MARDI GRAS!**  
6:30 P.M. - 9:30 P.M.

**SATURDAY MARCH 27<sup>TH</sup>**  
Classes 7:30 A.M. - 11:30 A.M.  
Trade Show 9 A.M. - 3 P.M.

**SUNDAY MARCH 28<sup>TH</sup>**  
ALO A PRP Exam  
8 A.M. - 1 P.M.

**HILTON CHICAGO NORTHBROOK**

Map labels: NORTH CHICAGO, ARLINGTON HEIGHTS, O'HARE AIRPORT, OAK BROOK, LAKE MICHIGAN, SKOKIE, DOWNTOWN CHICAGO, MIDWAY AIRPORT, LAPELLE

# FIREKING

## INSULATED FILING CABINET

**T**his job was a quickie and requires no photographs; just a small hammer and piece of 6" by 1/2" dowel rod. The call came from FireKing in Indiana that one of their new 4 drawer file cabinets would not unlock. They stated that the Medeco lock was probably all right, but a piece of insulation might have fallen in the vertical bolt bar track and was blocking movement of the bar and thus keeping the cabinet locked. I just kept shaking my head while the representative told me this. (Obviously she was someone who has never seen the mechanism of a real file cabinet). The problem was that the Medeco lock would not turn and unlock or pop out, not that the cabinet would not open. The bolt bar had nothing to do with this.

Anyway, she proceeded to tell me how the factory recommends that the unit be opened. "First," she said, "Move the unit away from the wall to expose the back of the cabinet. Here there are three screws that must be removed to take off the top cover of the cabinet. After removing the cover, measure 3-3/16" towards the back of the unit and then mark 1-5/8" to the left. This will exactly locate the end of the flat vertical bolt bar."

"Drill in and down at this discolored point in the insulation to expose the end of the bolt bar. Now hammer the bar with a punch to release the bar. Repair with plaster of Paris." There are many problems with this approach, especially since doing

this would not necessarily solve the problem with the Medeco punch lock.

1. These units are heavy empty, and to move them out from the wall will require safe moving equipment, especially if the 4 drawers are filled with paper. That is the only way to get access to the rear screws that hold on the cover.

2. Next, the cabinet was covered with books and a laser printer, and sandwiched between other cabinets and desks and computer. The whole office would have to be rearranged just to move the cabinet, not to mention the cables that would have to be unplugged and electronic items moved to a safe place.

3. Even if this worked, you would have a couple of hours in moving, drilling, and repairing the cabinet and office, and in reattaching the computer and printer cables correctly. Not my idea of fun, not to mention the complete upsetting of the office I was working in.

The customer just wanted to get the payroll checks locked in the cabinet before anyone went home that Friday. This was a real emergency for them. I tried the Medeco key and it would not turn. I asked the secretary how she locked the cabinet up at night. I told her to be specific.



by Dale W. Libby,  
CMS

She stated that she opened the top drawer, pushed in the Medeco round lock cylinder, and slammed the door shut.

I asked her why she did not just close the door and push in the lock. She stated that she could not lock the unit by doing that and never could. I knew exactly what was wrong, for I had done this opening several times before on Hercules type filing cabinets. It was caused by exactly the same problem. The plunger pop lock pushed in a spring-loaded lever in the cabinet that raises the vertical bolt bar to lock the drawers. The problem was that the screw in the back of the pop lock had unscrewed a few turns, this putting too much pressure on the plunger and the spring loaded lever inside the cabinet.

When the door was slammed, there was too much backpressure on the Medeco pop lock for it to withdraw the internal plunger in the lock itself. I just used a 1/2" dowel and a small hammer. I told the secretary to put gentle pressure on the key while I hammered the cylinder in. Tap, tap,

and the Medeco key turned and the cylinder popped out. The drawer was now unlocked.

My hapless assistant immediately grabbed the signed payroll checks and asked me if I could make it so that only one person was again required to open the cabinet. I took out the plunger screw by unscrewing it with a flat head screwdriver. I then applied a little blue thread lock to the end of the screw. I reinstalled the screw all the way into the back of the Medeco cylinder and tightened it securely.

FireKing file cabinet drawers have a non-locking lever/flapper on the side of the drawer. Just flip up this lever, and when the cabinet is locked, that drawer will not lock when the pop lock is pushed in. I did this on the top drawer. I closed the drawer and it clicked shut. I then gently pushed in the Medeco cylinder and it clicked shut in the "in" position.

I tried the rest of the drawers and they were locked. I then unlocked the Medeco cylinder easily. I then opened the top drawer, put the side flapper in the down position and closed the drawer. I again locked the drawer by gently pushing in the Medeco cylinder. It worked perfectly. No Slamming needed! The customer was very happy that she could now lock the unit is the prescribed way. The problem was that the plunger screw had unscrewed enough to put too much pressure on the back of the Medeco cylinder.

I lubricated everything up and went on my way. Everyone was happy and I did not have to move and disassemble the FireKing cabinet and their office. Sometimes by carefully talking to the customer the problem can be figured out before you start taking everything apart.

Open, Think, talk to the customer, and Prosper!

Just when you think you know it all, you quickly find out that you do not. My first FireKing article described opening a locked filing cabinet by pushing in on the lock cylinder to take the pressure off the locking slide. After opening, the screw plunger stud had to be tightened so the cabinet would work correctly.

You guessed it. FireKing called again with two non-working cabinets at the new Elgin Library (Gail Border Public Library to be exact). I sauntered in, confident that I could solve the problems in a few minutes. It took me more than a few minutes to figure out the problems and how to correct them. In one cabinet, the second drawer would not unlock while the others worked correctly. On the second legal sized fire resistant cabinet the

**two for the price of one**

Dual reading technology / active and passive

**PROXIMITY CARD READERS**

A unique feature of the DKS proximity card reader product line is that the card readers are compatible with both passive and active tags. This allows a mixing of different cards and tags to achieve desired read ranges in different locations without having to install a second card reader or carry two tags. These readers feature a cosmetically appealing design that will blend in with any architectural design and offer high durability and reliability

Telephone Entry Systems   RF Transmitters   Parking Control   Gate Operators

**DKS**  
DoorKing, Inc.  
120 Glasgow Avenue, Inglewood, California 90301 U.S.A.  
Tel: 310-645-0023 1-800-826-7493 FAX: 310-641-1586  
E-mail: info@doorking.com www.doorking.com

**total access control™**  
from one company since 1948

lock would not pull out all the way to release any of the drawers. Two new problems that were solved with logic and information from the factory representative who talked me through the wonderful world of FireKing File cabinet repair. I will now pass this information on to you with photographs and dialog.

*Photograph 1*, shows two cabinets together. I included the FireKing logo on the second cabinet on the right, while the left cabinet shows the position of the high security Medeco push button cylinder lock in the locked or closed position. The library had a whole row of these cabinets. *Photograph 2*, shows the cylinder popped out after the Medeco key has been rotated 180 degrees to the right. The locking mechanism inside the file cabinet that attaches to the locking bar which locks all the drawers supplies the spring pressure to push the lock out.

I needed a new cylinder to repair the damage the library maintenance man had wrought on one of the cylinders. I contacted the factory and they sent me a new cylinder and the directions for replacing it. I will freely quote from the directions during the repair descriptions. A new Medeco lock cylinder and keys is shown in *photograph 3*. The screwdriver is used to remove the cylinder from the black plastic case. The pop out locking slide is at the 9:00 o'clock position when installed correctly.

The back of the cylinder with the locking bolt stud installed is shown in *photograph 4*. This is the plunger stud that must be screwed in tightly with a flat blade screwdriver. Do not over tighten or you will strip out the threads in the back of the Medeco cylinder. Let us first address the cabinet with the Medeco lock cylinder that would not pop out all the way. This is the cabinet that needed a new cylinder

and locking stud. The maintenance man at the library had tried to pull out the cylinder and Medeco key in the open position. He bent the locking stud and destroyed one of the Medeco keys.


I played with the drawers and finally got the second drawer to pull open. I then inserted a long bladed screwdriver beside the drawer and pushed down the screw stud on the locking slide located to the right of the drawer. This took pressure off the internal plunger and the top drawer opened. What I figured out was that the plunger inside the cabinet was sliding over the screw end of the lock plunger and binding against it. This was enough to lock the cabinet. When the key was inserted and turned, the plunger caught halfway out or unlocked. The lip on the plunger and the lip on the cylinder-locking stud intertwined and kept the unit half-locked.

The first thing I figured out was that the internal mechanism was too high, which caused this mis-alignment to happen. To repair this problem I had to remove the two front screws on the internal plunger mechanism and pivot the mechanism on the third back screw (still installed, but loosened). I pivoted the entire mechanism about 1/4" down, drilled one new hole for the small screw and installed one screw. In this slightly askew position I tried the cabinet with the old lock cylinder and the bent screw. It worked perfectly. I then took out the drawer again and drilled for the second plate screw and installed it. Now it was time

**Continued on page 72**




**1. FireKing legal size file cabinets with Medeco High Security key locking cylinder.**



**2. Key inserted and turned 180 degrees right and cylinder pops out.**



**3. Cylinder, case, and Medeco keys. Screwdriver is to remove cylinder from case. Pop out locking slide is at 9:00 o'clock.**



**4. Rear view of cylinder showing threaded locking bar installed by screwing in with flat bladed screwdriver.**



# NATIONAL AUTO LOCK SERVICE, INC.

1-800-954-5454

**ATTENTION: NGS & DART OWNERS!!**

**Expand into Japanese Transponder with  
the T-Code: JP-1 / \$4,800.00**

- ALL Honda, Mitsubishi, Nissan / Infiniti Models

## T-CODE



**ADD-ON:**

**FORD CAN  
\$450.00**

(NGS requires a \$2000.00 Update)

**Also Available:**

**T-Code AP-1  
\$3,999.00**

**Includes:**

**Chrysler - Dodge - Jeep  
Ford USA PATS-1,2,3  
and Ford CAN System**


**For more info visit: [www.Laserkey.com](http://www.Laserkey.com)**



**5. Rear of cylinder with locking bar stud removed prior to raising front of door.**

to replace the old lock cylinder with the new one.

*Photograph 5* shows the rear of the Medeco cylinder with the locking bar stud removed. You must remove this bar prior to raising the front drawer to expose the whole lock cylinder. Next, there are six sheet metal screws that must be removed. There are two screws on the top inside of the drawer and two screws on each side that must be removed. After removal, the



**6. Six sheet metal screws removed and drawer face raised about 6 inches to expose back of lock, ready for removal.**

drawer can be slid up on the inner drawer sheet metal slides.

Sometimes the sides of the drawer are pinched in and will not slide easily. Just take a small screwdriver and pry out these sides to make it slide easily. After raising the front drawer 5 to 6 inches up, the cylinder and housing are available to work on. (*See photograph 6.*) I am not sure how to replace the housing, for it is held by the insulating material and would be hard to chisel out.



**7. View of the side catch that locks drawer. Lots of adjustment here.**

The insulation would have to be replaced and that would be a messy job. Instead, I inserted the key and turned it halfway to pull in the locking slide bolt, and then depressed it with the small flat bladed screwdriver and it came out the front of the housing.

Insert the new lock cylinder and reinstall the drawer head.

If you have to replace the lock and you do not have a key, you can do that too (if the top drawer is open). All that needs to be done is to depress the slide bolt twice to get over two flats in the

**Your Reliable Hardware Supplier**

*Get It Quick!*

**We have it before you need it!!**

**MAHA HOLESALE HARDWARE**

*To Order Call Toll Free*

Phone: 800.238.4566  
Fax: 800.538.4566

*Call or Write for our FREE Full Line Catalog*

Omaha Wholesale Hardware  
P.O. Box 3628  
Omaha, Nebraska 68103  
Web: OMAHAWH.com  
Email: SALES@OMAHAWH.com

**Adams Rite  
Alarm Lock  
CCL  
Chicago Lock  
Detex  
Dor-O-Matic  
ESP  
Folger Adam  
Fort Lock  
Glynn Johnson  
Hager  
HPC  
KABA ILCO  
Ives  
Jackson  
Jet  
LAB  
LCN  
Locknetics  
Lucky Line  
MAG  
Master Lock  
Medeco  
National Cabinet Lock  
National Guard  
Norton  
Rixson  
Rockwood  
Roton  
Sargent  
Schlage  
Simplex  
Stanley  
Telkey  
Von Duprin  
Washroom Accessories**

# SAFE MOVING.

One person can safely lift, control, climb up and down stairs and move loads up to 1500 pounds with this motorized material handling device.

Replace manpower with mechanized power and reduce fatigue and the injuries associated with it. Increase productivity and eliminate product and property damage by using a Lectro Truck.

Call 1-800-619-0625 or write for more information.

Lectro Truck can be used as a:  
Power stair climber • Power dock leveler  
Power lift gate • Power warehouse dolly

**Lectro Truck™**  
STAIR CLIMBING SYSTEM

INNOVATIVE MOVING SYSTEMS  
310 S. 10th Street, P.O. Box 700169 • Oostburg, WI 53070  
Phone: 1-920-564-6272 • Fax: 1-920-564-2322  
<http://www.lectrotruck.com> • e-mail: [lectro@excel.net](mailto:lectro@excel.net)

plastic lock cylinder housing after raising up the drawer front. If you have to get one of these units open without a key, then drilling the Medeco cylinder is the only other option. We all know what a pain that is with the included hard rod pins that are used to protect this cylinder from casual drilling.

The second cabinet had the second drawer not opening. This had to do with the slide lock mechanism shown on *photograph 7*. To activate the lock bypass feature, lift the lever with your thumb until it rests above the dimple at the top of the catch assembly. To deactivate the feature, press down on the lever until it is positioned below the dimple and rests on the channel that is a formed feature of the side catch. This is the position that the catch is shown in the photograph. The drawer will lock in this arrangement.

Find the drawer that is not locking or unlocking or that causes the lock cylinder not to work properly. (From the directions included with the file cabinet.) Due to the settling of drawers, it may be necessary to make adjustments to the side catch. The first step should be to determine which direction the side catch must be moved.

If the side catch "bumps" on the lock pin when the drawer is opened, the side catch should be moved upward. When locked, the drawers should have approximately 1/8-inch of play. If the lock is too tight, the side catch should be moved towards the back of the file drawer.

What I have found is that no matter which adjustment you make first, it will be the wrong one in the incorrect direction. Murphy's law of side catch adjustment. To adjust the side catch, remove the two anchor

bolts located at the bottom of the side catch. These are on the back towards the bottom right side as shown in the photograph. Loosen the two adjustable bolts (top right and bottom left) and move the side catch as needed and retighten these bolts.

Check for proper working of the drawer and the Medeco lock cylinder. When everything works correctly, it will be necessary to drill new holes through the door body to reinstall the anchor screws. Use a number #20 inch drill to reinstall the anchor screws and nuts (bolts). Hopefully there is only one drawer to adjust. Side catches are only on the right side of each drawer. The locked/unlocked feature is used when one wants to lock some of the drawers but not all of them at the same time.

Open, Repair FireKing, and Prosper. **TRU**

## Mark Your Keys!

Key Shop Name \* Security Code  
Special Instructions



### CUSTOM STAMPS


We can customize an Evers stamp with your trademark, code, special lettering, shop name etc. Submit design, lettering and size area for quote.



**ORDER TODAY**

**DIRECT FROM MANUFACTURER**  
**STOCK IMPRINTS:** "Master," "Do Not Duplicate," "Do Not Copy," "U.S. Property," "Property of U.S. Gov't," and "Unlawful to Duplicate"

## Key Stamp Holder



for 3/8" x  
3/4" Shank

Quick and simple to use for faster, easier marking

**NO. E6H**


**Security Code Stamps**  
500 different symbols

**FREE BROCHURES**

**HENRY A. EVERS CORP.**  
72 N. Oxford St., Providence RI 02905

**TOLL FREE: 1-800-55-EVERS**

Phone: 401-781-4767 Fax: 401-781-9581



# ALMONT

## "Re-Key"

• **Padlocks** •

**Almont Lock Co.**

P.O. Box 568 • Almont, MI, 48003-0568 • (810) 798-8950

### Re-Key Tool Features...

Disassemble ALL parts and reassemble.  
No drilling...No Plugs to remove...No refinishing.  
Remove Key Plug only...Leave upper pins and springs alone to "Re-Key".  
Remove Key Plug and replace ALL pins to Master-Key.  
Remove and Replace Shackles.

### Key Ways Available...

- |        |              |
|--------|--------------|
| No. 1  | Yale         |
| No. 2  | Kwikset      |
| No. 3  | Schlage C    |
| No. 30 | Schlage C-K  |
| No. 4  | Dexter       |
| No. 5  | Segal 9      |
| No. 5A | Arrow        |
| No. 6  | ILCO 1054K   |
| No. 7  | Sargent "S"  |
| No. 71 | Yale "GA"    |
| No. 72 | Yale "GB"    |
| No. 8  | Weiser       |
| No. 9  | Weslock      |
| No. 10 | Sargent "LA" |

# Road Rally

A showcase of locksmith service vehicles.

If you think your vehicle has what it takes to be featured here, send photographs and descriptions to:  
The National Locksmith, Road Rally, 1533 Burgundy Parkway, Streamwood, Illinois 60107-1861.



**Owner:** Rick Peterson,  
Evans, GA

**Model:** 2002  
Ford E-150



**Owner:** Don & Linda Epp,  
Gulf Shores, AL

**Model:** 1993  
Ford E-350



# THE CASH STATION

by Mike Griffin

## Diebold 1072 ATM

A technician closed the door on this Diebold 1072 ATM and turned the handle with the back cover removed. **(See photograph 1.)** This is the second one in two weeks this technician locked up. The company was in the process of changing from a LaGard dual combination system to Kaba-Mas Cencon locks. As such, the bottom lock was deactivated and the Cencon lock was active and working properly.

I drilled a hole in the side to scope and confirm that the back panel was missing, and to give me an idea of the depth to the external relock device. The drill point is 2-3/4" back from the front of the safe and 10-1/2" down from the top on the opening side. The hole was drilled at an angle towards the door. **(See photograph 2.)**

This particular model has a large piece of hard plate that covers the entire bolt work system. It also has a hard plate protecting the left hand side, but in this case a left hand side attack seemed to be the most logical means of attack, since I needed to push the relock device over. The drill point was angled in just behind the hard plate. Using a standard pegboard peg, the relock device was pushed back and the door was opened. **(See photograph 3.)**

Total opening time was approximately 15 minutes.

### 1. Diebold 1072 ATM.






# THE CASH STATION

## **Diebold 1072 ATM**



**2. The hole was drilled at an angle.**

**3. The relock device was pushed back and the door was opened.**



## Dealers Wanted

Kaba Mas, the world's leading manufacturer of high security electronic locking solutions is seeking highly motivated security professionals to join our expanding Dealer Network. Candidates should be skilled in the safe and safe lock markets, be highly motivated and profit driven. You should also have a desire to receive exciting merchandise rewards, which may include travel, simply for purchasing Kaba Mas products. A relationship with at least one of Kaba Mas' Wholesale Distributors, access to the internet or a phone/fax machine are the only other pre-requisites to qualify for this exciting opportunity.

**KABA<sup>®</sup>**  
**MAS**  
**SECURITY & CONTROL**

For more information, or to register contact us on the web at [www.kabamasdealers.com](http://www.kabamasdealers.com)

hours  
conditi  
you ar  
at

### Sales

The  
motiva  
travel  
with

### Earn

simply  
relatio  
to the  
fax ma

### Oppor

world  
manufa  
seekin  
labor  
safe a  
highly  
Some  
along  
many  
purcha  
relatio  
holesa  
internet

# TECHNTIPS

## YEAR-END PRIZES



### **Grand Prize**

Silca Bravo Duplicator



### **1st Prize**

HPC's 1200PCH  
Punch Machine



### **2nd Prize**

Kaba Mas  
PowerLever 2000



### **3rd Prize**

SDC Magnetic Lock,  
Keypad and Exit Switch



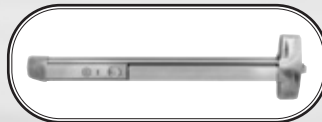
### **4th Prize**

Securitron 12-Volt Unlatch Plug in  
Trans & Touchpad Retail Value \$650



### **5th Prize**

LaGard "SmartGard"



### **6th Prize**

Detex Advantex



### **7th Prize**

Arrow 400 Series Alarmed  
Exit Device & S-75 Mounting  
Plate Kit for Narrow Stile  
Aluminum Doors



### **8th Prize**

\$500 in ASP Auto Locks



### **9th Prize**

\$500 in Strattec Auto Products



### **10th Prize**

Tech-Train "Jiffy Jack"



### **11th Prize**

Sargent & Greenleaf 6120  
Electronic Safe Lock




### **12th Prize**

High Tech Tools  
2001 Pro Set



### **13th Prize**

ESP Products Sampler



### **14th Prize**

Major Manufacturing's  
HIT-111 Drill Guide



### **15th Prize**

Abus Padlock's Marine  
Padlock Display (\$120 Retail)





## These Prizes Awarded Each Month!

- **Wedgeco™**  
**5000 Broken Key  
Extractor Kit**
- **Strattec**  
**Racing Jacket**
- **HPC Air**  
**Wedge™**
- **Sargent And  
Greenleaf**  
**4400 Series Safe  
Deposit Box  
Lock**
- **A-1 Security  
Products**
- **ILCO Key  
Blanks (100  
Blanks)**
- **Keedex "SPIN  
OUT"  
Screwdriver**
- **Tech Train  
Training Video**
- **Sieveking  
Products**  
**Gm E-Z Wheel  
Puller**
- **Major  
Manufacturing  
Products**
- **Jey Key Blanks  
(100 Blanks)**
- **High Tech  
Tools**
- **LG Combo**



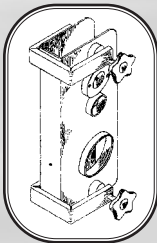
**16th Prize**  
MBA USA, Inc.  
Falle Pick Set



**17th Prize**  
Baxter #90 10-Cut  
GM Try Out Key Set



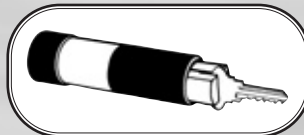
**18th Prize**  
Sieveking Products  
Squeeze Play



**19th Prize**  
A-1 Security  
Manufacturing  
Installation Jig




**20th Prize**  
Keedex Sampler



**21st Prize**  
Framon  
Impressioning  
Handle



**22nd Prize**  
Gator Tool Multi-Purpose  
Facecap Tool



**23rd Prize**  
Peterson Picks,  
by Peterson Manufacturing

### Send in your tips, and win!

#### How To Enter

Send a tip on how to do any aspect of locksmithing. Certainly, you have a favorite way of doing something that you would like to share with other locksmiths. Write your tip down and send it to:

Jake Jakubowski, *Technitips Editor,*  
**The National Locksmith**  
1533 Burgundy Parkway  
Streamwood, IL 60107-1861

Or send your tips via  
E-mail to: [Natllock@aol.com](mailto:Natllock@aol.com)

#### Rules & Regulations

Each tip submitted must include your full name, street address (no P.O. Box numbers), city, state, zip code, phone number, fax number and e-mail address. **When sending tips via e-mail make sure to include complete address and phone.**

#### Every Tip Published Wins

If your tip is published you will win one of the monthly prizes listed. At the end of the year, we choose winners from all the monthly tips published, that will be awarded one of the fabulous year end prizes. All you have to do to win is enter.

Prizes are arranged according to suggested retail price value.

**Tips Start  
on Next Page** →



**JET KEY BLANKS  
WINNER:  
Shimming  
Sidewinders Keys**

Here's a trick I've used successfully in the past when a customer comes to me with a 2 or 4-track key that's giving them trouble when they try to turn the ignition to the on position. My experience has taught me that this symptom often manifests itself because the key is worn (or perhaps, even miss-cut) and requires the customer to wiggle, jiggle and bounce the key to get the ignition to turn.

I simply tear off a small piece of index card and use it to "raise" the customer's key in the jaws of my Framon Sidewinder Machine and copy another key. This usually solves the problem. In the case of a worn ignition it gives me a key that will allow me to remove the ignition on Mercedes and BMW's.

*Bill Wingard  
Arizona*



**WEDGEKO KEY  
EXTRACTOR WINNER:  
Ford Door  
Lock Repair**

The call involved six Ford vans. It seems that someone wanted what was inside the vans but didn't have a key. So they punched the lock in the rear door.

My customer already checked with the Ford dealer and the dealer wanted \$348.00 per van to repair the damage.

After evaluating the situation, I went to our local home center and purchased electrical reducing washers. With a little filing to the hole in the washer to accept the cylinder, I inserted the lock in the door and re-clipped it. It worked great and, in my opinion, looked good too.

I charged less to repair the six trucks than the dealer wanted (and still made a nice profit) and in addition, sold the customer twelve American hockey pucks and hasps that day!

*Mike Gallagher  
Illinois*

**A Few Words From Jake...**

Somewhere around March, or April of 1992, I submitted my first article to *The National Locksmith* magazine. That article was published in June of that year. I soon became a contributing writer and over the next year or so, each month's magazine would, more likely than not, have one of my articles in it.



**by Jake  
Jakubowski**

In November, 1993 the then managing editor Tom Seroogy, called me up and asked me if I'd be interested in becoming a technical writer and do the *Technitips* column each month. I was flabbergasted. I told Tom that I really thought he should try someone else because I wasn't sure I could handle the project.

I thought about the offer for a while and then called Tom back and told him I would try it for three months. Which meant I would do three columns of *Technitips*. If I felt I couldn't handle the demands of that column, I would go back to being just a staff writer and not the technical editor. He agreed.

Those initial three months passed which has now turned into 10-years and 121 *Technitip* columns later.

During that time I've been fortunate to see the column grow and the prizes get bigger and better every year. I have, as the editor of the *Technitips* column, had the opportunity to meet some of the leaders of this industry. I count myself fortunate to have developed relationships with manufacturers, distributors and a whole raft of folks I might never have been privileged to know otherwise.

But the real eye-opener was the response of the locksmiths who sent me tips, tricks and ideas that I could print and pass on to other locksmiths. Without them and their unselfish sharing of easier ways to do things—there would have been no *Technitips* column.

Today the *Technitips* column is the most read column (according to independent reader surveys) in the magazine, and is without question the absolute best "tips" column in the industry.

I want to thank each and every tip contributor for your support. I hope you continue to support this column for the next 10-years!

With your help and the continued support of industry leaders and manufacturer's, I think I can keep the momentum going. Just remember: Without your contributions and continued support of the prize contributors, this column would have been almost impossible to do.

Oh! And, lest I forget: Since this is my tenth anniversary of editing this column, I've decided that to help **celebrate** this milestone and do something special for my tip contributors. For everyone that has a tip published this month, I am sending you a really special gift. Actually, it's a sort of surprise care package. I won't tell you what's in it. I won't tell you its value—that's all a surprise. But each of this month's tip contributors will get the package in addition to their regular monthly prize!

Many thanks to all who have contributed. Have a great month.

See y'all next month!



**STRATTEC WINNER:  
Lockout for  
Simplex L1000**

A customer with a Simplex L1000 lock installed on a back door wanted a way of preventing employees from coming back into the store after closing without adding an additional lock. I rigged a locking arrangement utilizing a 6" shackle padlock, an "EYE" bolt and a couple of nuts and washers.

I measured the clearance between the top of the shackle and the top of the lock body and placed the bolt at the proper height. The last one out the door at night was responsible for putting the lock through the eye-bolt and under the L1000's lever handle. (See photograph 1.)



**Photograph 1.**

Even if an employee were to return and enter the proper combination, they could not access the store because they could not depress the lever. The lock is positioned in such a way that it is impossible to force the lever handle past the lock body.

*Pete Gamble  
North Carolina*



**HPC WINNER:  
More Professional  
Than a Slim-Jim**

Even though it's often the fastest way to

open some cars, I hate to use a Slim-Jim in front of customers. Personally, I feel it looks unprofessional and gives the general public the idea that they can open anything by themselves, without the aid of a locksmith if they simply bought a Slim-Jim at the flea market.

Instead of using a Slim-Jim on vertical lock rod linkages, I put a 90° bend about 2-3 inches from one end of the rod. I then wrapped the bent tip with double-sided tape (like carpet tape).

This works very well and is as quick as a Slim-Jim. I find it will even grab the odd-angled rods that a Slim-Jim won't catch, hold or reach. I simply make sure that I have good tape on the end of my tool before I arrive at my customer's location. I find the tape will usually open between 5 to 15 cars; and the customer doesn't have a clue as to how to open it themselves.

*Fred Brudnowski  
Georgia*

**NEW!**

**2003 AutoSmart™**

from **The National Locksmith®**

**WHAT'S INCLUDED...**

- Code locations
- Key blank cross reference
- Tumbler locations
- Progression information
- MACS
- Opening and linkage information
- ASP part numbers
- Various methods to make the first key from the fastest to the slowest
- Air bag locations
- Transponder details and much more!

With almost 900 pages, these are the only books you need to service virtually EVERY car on the road! New ultra durable binding for books that last. Simply look up the car by make, model and year. You receive every detail needed to service the car whether you're opening it, working on transponders, making the first key, and much more. AutoSmart 2003™ enables you to know everything about the car BEFORE you even arrive on the scene. And it makes quoting jobs a snap even for office personnel. Smart locksmiths make the big money on cars with AutoSmart 2003™!

**ORDER ONLINE AT**  
[www.TheNationalLocksmith.com](http://www.TheNationalLocksmith.com)

OID 0703

**YES!** Send me the **2003 AutoSmart™ Set** for \$75 (contains the 2003 Domestic & the 2003 Foreign AutoSmart™) plus \$8 for shipping and handling. (Item# AS-SET)

**YES!** Send me the **2003 Domestic AutoSmart™** for \$50 plus \$8 for shipping and handling. (Item# AS-02D)

**YES!** Send me the **2003 Foreign AutoSmart™** for \$50 plus \$8 for shipping and handling. (Item# AS-02F)

Orders must be paid in U.S. funds. \$20 foreign shipping rate applies for one Volume or \$25 for both.

Select payment Method:

Check  VISA  MasterCard  Discover  
 American Express  Money Order

Order Total \_\_\_\_\_  
Card Number \_\_\_\_\_ Exp. Date \_\_\_\_\_  
Signature (required) \_\_\_\_\_  
Name \_\_\_\_\_  
Shop Name \_\_\_\_\_  
Address (no P.O. boxes) \_\_\_\_\_  
City \_\_\_\_\_ State \_\_\_\_\_ Zip \_\_\_\_\_  
Phone \_\_\_\_\_  
E-Mail (optional) \_\_\_\_\_

Copy or clip this coupon and send with payment to:  
The National Locksmith • P.O. Box 77-97592 • Chicago, Illinois 60678-7592  
OR fax credit card orders to (630) 837-1210



**SARGENT &  
GREENLEAF  
WINNER:  
Another Way  
to Attack  
A Camry Ignition**

The ignition on a 2000 Camry was changed and it didn't match the rest of the car. The owner refused to let me remove the steering wheel so I could get my face close enough to read the wafers on the in-dash lock and no amount of picking worked.

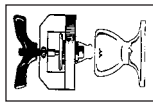
With the steering wheel in the way, drilling was not possible because of the angle, and impressing broke two keys.

What finally worked beyond my expectations, was attacking the retainer with a Dremel #193 end mill. (A #194 may have worked better, but all I had was the #193).

Since I did not allow the bit to cool off, the end mill bit eventually melted the tip, but not before drilling a bull's-eye down

the center of the retainer. I finished it off with a grinding stone. Total actual drilling time, less than two minutes, and the ignition slipped right out.

*David Craig  
Illinois*




**A-1 SECURITY  
PRODUCTS  
WINNER:  
A Real Cover-up!**

I have installed a number of continuous hinges on narrow stile doors. When doing so you have to remove the pivots to place the continuous hinges. The problem is that when you remove the top pivot which is mortised into the door's frame, you leave a hole. If you leave that pivot there, it looks odd.


I've come up with what I think is the perfect solution.

I place a pan head screw on each side of the hole. (See *photograph 2.*) Then I tighten the screws down until I can just barely force the



**Photograph 2.**

piece of the hinges cover (from over the gear portion of the Select Hinge) to slide tightly over the screw. (See *photograph 3.*) Then I simply tap the cover into place.



**Photograph 3.**

What goes into more than 200 years of Italian tradition, craftsmanship and innovation?



**Keys.**

Call 1.800.891.2118 or visit [www.bianchi770usa.com](http://www.bianchi770usa.com) today to learn more about our key cutting solutions.



## The Desktop Dispatcher

Track your calls on your computer.

- **Create it.**
- **Track it.**
- **Print it.**
- **E-mail it to techs.**
- **Store it to build service history.**
- **Invoice it.**

Starting at \$250.00

For more info and a free demo call 561-714-5240

or visit [www.DesktopDispatcher.com](http://www.DesktopDispatcher.com)



**Photograph 4.**


The result looks good, hides the hole and gives the entire installation a more professional look. (See photograph 4.)

*Kelly Johnson  
North Carolina*



ILCO KEYBLANKS  
WINNER:  
**Schlage D Series  
Lock Nut Tip**

How many times have you gone to service a Schlage D lock and found that the locknuts were too tight to loosen by hand with the regular Schlage tool? And then you have to go back to your van and get a large pair of slip joint pliers or a pipe wrench.



**Photograph 5.**

A simple way to take care of the problem is to drill a 5/16" hole through the locknut tool and simply insert a Phillips screwdriver. (See photograph 5.) The screwdriver acts as an extra handle and will loosen the tightest nuts.

*Steve Shields  
California*



**KEDEX WINNER:  
Recycled  
Storage Bags**

Like most mobile locksmiths, I do many routine chores in the shop or gather cylinders, keys, etc. the day before. Storing these items—and finding them—for the next day has been somewhat haphazard. Now I clothesline these items.

I have hung a length of clothesline in my shop and a short length in the van. I package

the items gathered in various size plastic bags or coin envelopes. I secure the bags to the line with spring clothespins. When I set out the next day, I simply transfer the bags—marked with a magic marker—from the shop line to the van line.

If a bag is too heavy, I use a paper punch to make a hole through the folded over bag. Put a spreadable paper rivet through the holes with the clothes pin to keep the bag from sliding back and forth.

## WE'RE KEYED TO YOUR NEEDS

Our brass key blanks are available in all popular numbers. Order 1000 - mixed or matched. Packed 50 to a box. \$102 per 1000 (Ford \$14 per 100) F.O.B. Detroit.

**Prices subject to change.**

<p>_AM1-41C-1041C _AM3-J41-1046 _AR1-135-1179 _AR3-N1179A _AR4-135A-1179A _B1-98M-1096M _B2-H98M-H1098M _B5-98DB-1098DB _B10-H98LA-H1098LA _B11-098LA-01098LA _B24-H98X-H1098X _B44-X98E-P1098E _B45-098H-S1098H _B46-X98J-P1098J _B47-098K-S1098K _B48-P91A-P1098A _B49-S91B-S1098B _B50-P91C-P1098C _B51-S91D-S1098D _B52/B4-98X-1098X _BE2-A114A-A1114A _BN1-L54P-K1122D _B01/HL2-22B-R1003M _CG1-41G-1041G _CG2-41GA-1041GA _CG4/CG3-41GR-1041GR _CG16-41R-1041T _CG17/KP1-41Y-1041Y _CG22-41RB-1041E _C01-20-1000 _C03-21EB-1001EB _C07-21EN-1001EN _C010-20G-1000G _C026-20V-1000V _C068-20VS-S1000V _C087-222Z-1001EH _C088/C066-A222Z-A1001EH _C089-A22GM-A1001ABM _C091-A22A1-A1001AH _C097-K22-1001GH _C0106/HL1-R22B-1003M _DE6-54DR-D1054K _EAT-61-1014 _EA27/EA50-X61F-X1014F _EL10-C1096CN _ERT-119-1119</p>	<p>_ES8-1502 _FA1-F54-1054WC _FR2-L54G-L1054G _H26-127ES-1127ES _H27-127DP-1127DP _H50-S27-S1167FD _H51-P27-1167FD _H54-PS23F3-1184FD _H60-1190LN _H03-170-1170B _HR1-X61FR-1014C _IN1-54F-1054F _IN3/IN20-X54K-1054K _IN8-L54B-L1054B _IN18-X54F-X1054F _IN28-54FN-1054FN _IN29-1054UN _IN33-54MT-1054MT _IN35-1054DL _K2-79HK-1079B _KW1-54KS-1176 _L1-35-1004 _L4-35A-1004A _M1-92-1092 _M2-92B-1092B _M4-U82A-1092V _M10-92N-1092N _M11-92T-1092H _M27/M16-92NR-1092NR _NA12-174BN-1068LA _NA24-1069LC _NA25/NA6-N174D-R1064E _NH1-N102-1177N _RA3-99B-S1970AM _RA4-99A-1970AM _R01-62-1069 _R03-174J-1069N _RU1-55-1011 _RU4-55P-1011P _RU16-57PA-A1011P _RU45-57-1D-1011D1 _RU46-A57-1D-A1011D1 _S1-49-1009</p>	<p>_S3-50-1010 _S4-050-1010U _S6-049KM-N1007KMA _S16-49KM-N1007KMB _S22-043LA-01007LA _S22-1/2-43LA-1007LA _S32-48KM-N1007PMB _S68-51S-1010N _S69-51SA-L1010N _H60-1190LN _SC1-145-1145 _SC4-145A-1145A _SC6-307A-1307A _SC7-145FS-1145F _SC8-145ES-1145E _SC9-145E-A1145E _SC10-145F-A1145F _SC20-145L-A1145L _SC22-307W-1307W _SE1-102-1022 _SEB-102AB-1022AB _SK1-R21EN-R1001EN _T3-111E-1141E _T7-111GE-1141GE _WE1-133-1123 _WK2-175W-1175N _WR3-54WB-1054WB _WR4-54WA-A1054WB _WR5-54WC-N1054WB _WR6/FA2-F54A-A1054WC _XL7-XL16-1180S _Y1-14-999 _Y1E-E14-999N _Y2-14A-999A _Y3-14VM-C999 _Y4-12GM-998 _Y6-7X-997X _Y11-7HX-01122 _Y12-07NX-01122A _Y13-R7NX-01122R _Y14-R07NX-01122AR _Y52-7E-997E _Y54-07E-997E _Y103-07B-01122B _Y149-S19-S1770U _Y152-P19A-P1770U _Y220-X14S-999B</p>
--	---	---

### IN STOCK:

Key Blanks  
Key Machines  
Locksmith Tools & Supplies  
Locks of All Types  
American & Foreign  
Automobile Locks  
Security Hardware  
(Wholesale Only)

### STOCKING DISTRIBUTORS FOR:

A.B.H.  
A-1 Security Mfg.  
Abus Lock Co.  
Adams Rite  
Alarm Lock  
American Lock Co.  
Arrow Lock  
Auto Security Products  
Brinks  
BWD Automotive (All Lock)  
CJ Royal  
CCL Security Products  
CompX (Chicago, Fort, National Cabinet, Timberline)  
  
Detex  
D.K.S.  
Don-Jo Mfg. Co.  
Dorma  
ESP Lock Corp.  
Framon Mfg. Co., Inc.  
HES, Inc.  
Hudson Lock Co.  
Kaba ILCO Unican Corp.  
Keedex  
Kwikset Hardware Group  
Lucky Line Products Corp.  
Mag. Engrs. & Mfg. Co., Inc.  
Marks USA  
Master Lock  
MMF  
Morse Tools  
Multi Lock, Inc.  
S. Parker Hardware  
PEMKO  
Progressive Hardware  
Pro-Lok Co.  
Reese  
Schlage Lock Co.  
Simplex Unican  
S.N.A.  
Specialty Products  
STRATTEC (Briggs & Stratton)  
Supra  
Tine Mfg. Co.  
Wilson Bohannon Co.



Send in order or request order form.

**1-800-445-KEYS (5397)  
313-931-7720  
Fax: 1-800-828-KEYS (5397)  
Local Fax: 313-931-7758  
9950 Freeland  
Detroit, Michigan 48227**

By using adhesive labels I can even recycle the bags. I store the empty bags with my day book as a memory jogger, putting notes in the bag pertinent to billing information, re-order information, or some other service that customer may want.

*Bob Roman  
Maryland*



**TECH TRAIN  
TRAINING VIDEO  
WINNER:  
Manipulating a GM  
10-Cut Ignition**

Like most ignitions, you can gently remove the "ears" from the switch, drop the shroud, drill a hole in the proper location, depress the sidebar, rake the wafers and turn the cylinder, right? Wrong!

You can do all of that (and you have to) but the ignition cylinder will not turn. It has a magnet in it that requires a key in the plug, which, by way of a sensor in the switch releases the magnet.

So, after going to all of the trouble above, how do you get the plug to turn?

Simple: Cut a B0-86 blank to all #4 depths. Insert that blank into the plug and the key will tell the magnet to let go of the plug and allow it to turn!

*Joseph Gouviea  
South Carolina*



**SIEVEKING  
PRODUCTS GM E-Z  
WHEEL PULLER  
WINNER:  
Dremel Tools and  
Shear Bolts**

I had a 2001 Nissan Frontier that was recovered and needed to have the locks changed. The door panel wasn't a problem to service, the ignition was the real challenge. When the factory installs the ignitions, they use sheer bolts. These bolts break off when the bolt is seated, leaving no way to remove the bolts. I have watched several locksmiths use

a chisel and hammer to remove these bolts. I tried, to no avail. I tried to drill a hole on the headless bolt so a punch could seat inside, again no good.

Finally, I used my Dremel Moto Tool with a used cutoff wheel on it so I wouldn't cut the housing. All I did was cut a slot on the bolt, and then used a flat blade screwdriver to unscrew the bolt. It was out in no time!

*Jerry Dionisio  
Colorado*




**MAJOR  
MANUFACTURING  
PRODUCTS  
WINNER:  
Cobra  
Installation Tip**

I think I've found a short cut for drilling the wiring hole for the Schlage Cobra locksets.

This lock will fit a standard prep to a cylindrical lock, but the wire from the power pack and the through bolt has to be drilled to be ran through the door.

To determine the drill point, simply use the shim that Schlage provides with each lock as a template. Place the cylindrical cutout accurately over the door's prep and then mark the drill site for the wire pass-through. (See photograph 6.)



**Photograph 6.**

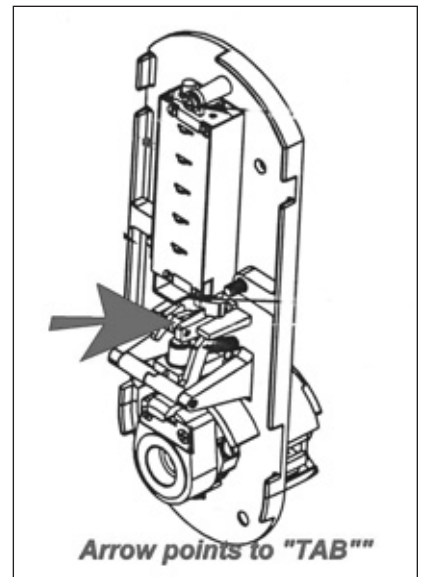
It takes all the guesswork and measuring out of the installation.

*Dan Corner  
Florida*



**LAGARD WINNER:  
Bypass Tip for  
Simplex 5000**

I have a drilling tip for the new 5000 Series, Kaba/Ilco push-button lock. If you find yourself locked out of this unit all you have to do is drill the "ENTER" button. If you drill between the T and the E you will miss the screw holding the button together to the lock case. As you drill, watch the shavings as they come out. They will start as aluminum and then come out as plastic. If you see brass, you have gone too far.



**Illustration A.**

Right behind the ENTER button are two actuators one on the left is for the combination chamber, you don't have to worry about that one. (See illustration A.) The one on the right will drop a piston like unit into the handle assembly, allowing you to open the door. That's the one you want to push.

*William Walker  
Canada*



# FREE Code Cards!

from The National Locksmith®

COLLECT 'EM ALL!!

Spaces		Depths		Cutter: CW-1011		IC #: 067	
mm	Inch	mm	Inch	Jaw: A	Series	Alba	
1 2240	882	1 820	323		10001-15000	A81AP	
2 2010	791	2 760	299		1-5000	A29X	
3 1780	701	3 700	276		25001-26200	A23	
4 1550	610	4 640	252				
5 1320	520						
6 1090	429						
7 860	339						
8 630	248						

Align: Black Tip Stop

For the exclusive use of the registered purchaser of InstaCode named below. Duplication or distribution of this material to anyone other than the registered purchaser is prohibited by law.

The National Locksmith®

Toyota 10000-15000

InstaCode™

Copyright (C) 1996 - 2003 WH Software Limited

Cut Along Outside of Card and Laminate To Use

Spaces		Depths		Punch: PCH-1011		IC #: 067	
mm	Inch	mm	Inch	Jaw: A	Series	Alba	
1 2240	882	1 820	323		10001-15000	A81AP	
2 2010	791	2 760	299		1-5000	A29X	
3 1780	701	3 700	276		25001-26200	A23	
4 1550	610	4 640	252				
5 1320	520						
6 1090	429						
7 860	339						
8 630	248						

Align: Tip Stop (Left Insertion)

Insert key such that face of jaw meets key profile

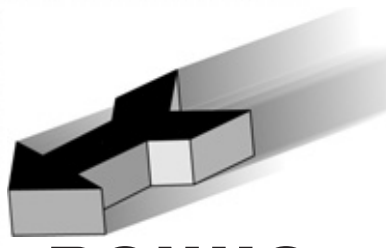
For the exclusive use of the registered purchaser of InstaCode named below. Duplication or distribution of this material to anyone other than the registered purchaser is prohibited by law.

The National Locksmith®

Toyota 10000-15000

InstaCode™

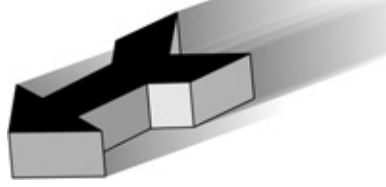
Copyright (C) 1996 - 2003 WH Software Limited



## BONUS Code Card

For the 1200 Blitz™

Flip 'em over for Silca, Curtis, Framon, A-1 and ITL specs!



## Code Card

For the 1200PCH™

Courtesy of INSTA-CODE 2003™ from The National Locksmith

## Toyota 10000-15000

### HPC 1200Blitz™

InstaCode Card: CF208 Cutter: CW-1011  
Jaw: A Gauge From: Blk Tip Stop

### Silca Unocode

UnoCode Card No.: 514 Vice/Adapter: V100 Std  
Side: A Position: 4

### HPC Codemax™

HPC DSD: 179 Cutter: CW-1011  
Jaw: A Gauge From: Blk Tip Stop

### A-1 Pack-A-Punch

Quick Chng Kit: PAK-T1 Die: PAK-90T  
Punch: PAK-90T

### Curtis No. 15 Code Cutter

Cam Set: DC-60 Carriage: TOY-60

### Framon

Cuts Start At: .882 Depth Increments: .024  
Between Cuts: .091 Cutter: FC9045  
Block #: 3

### ITL 9000 & 9700

ITL Manufacturer ID: 513 Insert: 1A

## Toyota 10000-15000

### HPC 1200PCH™

InstaCode Card: PF208 Punch: PCH-1011  
Jaw: A

### Silca Unocode

UnoCode Card No.: 514 Vice/Adapter: V100 Std  
Side: A Position: 4

### HPC Codemax™

HPC DSD: 179 Cutter: CW-1011  
Jaw: A Gauge From: Blk Tip Stop

### A-1 Pack-A-Punch

Quick Chng Kit: PAK-T1 Die: PAK-90T  
Punch: PAK-90T

### Curtis No. 15 Code Cutter

Cam Set: DC-60 Carriage: TOY-60

### Framon

Cuts Start At: .882 Depth Increments: .024  
Between Cuts: .091 Cutter: FC9045  
Block #: 3

### ITL 9000 & 9700

ITL Manufacturer ID: 513 Insert: 1A



# KEY CODES

## Toyota (Part 1) 10000-15000

**Manufacturer:** Toyota  
**Code Series:** 10000-15000

**Key Blanks:**

Transponder Fixed  
(programmable) Blanks

**Errebi** T01TY37RP

**Key Line** TR47TK1

**Silca** TOY43T2

Transponder Fixed Code Blanks

**Borkey** 162300T10, 162300T30

**Errebi** T03TY37RP, T04TY37RP

**Ilco** TOY43AT4

**Jet** TR47-PHT

**Key Line** TR47TK2

**Orion** T30TY51, T31TY51A

**Silca** TOY43AT4, TOY43T3

Plain Blanks

**Borkey** 1623

**CEA** TT53

**Cole** TO47

**Curtis** TR-47, TR-50

**Errebi** TY37R, TY38R

**Fuki** M382

**Ilco** TR47, TR50, X217

**Ilco EZ Line** TR47, TR50, X217

**Jet** TR47-NP

**JMA** TOYO-15

**Lotus** TY86, TY88

**Orion** TY50, TY51

**R Clover** FM382

**RR** TYA103

**Silca** TOY43, TOY44

**Star** TO47

**Taylor** X217, X220

**Spacings:**

1 - .882

2 - .791

3 - .701

4 - .610

5 - .520

6 - .429

7 - .339

8 - .248

**Depths:**

1 = .323

2 = .299

3 = .276

4 = .252



**Key Broaching**

**HPC 1200Blitz**

**Code Card:** \_\_\_\_\_ CF208

**Jaw:** \_\_\_\_\_ A

**Cutter:** \_\_\_\_\_ CW-1011

**Gauge From:** \_\_\_\_\_ Blk Tip Stop

**HPC 1200PCH (Punch)**

**PCH Code Card:** \_\_\_\_\_ PF208

**Jaw:** \_\_\_\_\_ A

**Punch:** \_\_\_\_\_ PCH-1011

**Silca UnoCode**

**Card Number:** \_\_\_\_\_ 514

**Side:** \_\_\_\_\_ A

**Position:** \_\_\_\_\_ 4

**Vice/Adapter:** \_\_\_\_\_ V100 Std

**HPC CodeMax**

**DSD #:** \_\_\_\_\_ 179

**Jaw:** \_\_\_\_\_ A

**Cutter:** \_\_\_\_\_ CW-1011

**Gauge From:** \_\_\_\_\_ Blk Tip Stop



**Tip Gauge**

**ITL 9000/9700**

**Mfg. ID:** \_\_\_\_\_ 513

**Insert:** \_\_\_\_\_ 1A

**A-1 Pack-A-Punch**

**Quick Chng Kit:** \_\_\_\_\_ PAK-T1

**Punch:** \_\_\_\_\_ PAK-90T

**Die:** \_\_\_\_\_ PAK-90T

**Curtis No. 15 Code Cutter**

**Cam-Set:** \_\_\_\_\_ DC-60

**Carriage:** \_\_\_\_\_ TOY-60

**Framon #2**

**Cuts Start at:** \_\_\_\_\_ .882

**Cut to Cut Spacing:** \_\_\_\_\_ .091

**Block #:** \_\_\_\_\_ 3

**Depth Increments:** \_\_\_\_\_ .024

**Cutter:** \_\_\_\_\_ FC9045

**Number of Cuts:** \_\_\_\_\_ 8

**M.A.C.S.:** \_\_\_\_\_ 2

**Key Gauged:** \_\_\_\_\_ Tip

**Center of First Cut:** \_\_\_\_\_ .882

**Cut to Cut Spacings:** \_\_\_\_\_ .090

**Cut Depth Increments:** \_\_\_\_\_ .024

10001	22343342	10032	34433342	10063	32344431	10094	31132431	10125	32242443	10156	31334421
10002	33443324	10033	34234432	10064	11213234	10095	22132342	10126	13324434	10157	24343311
10003	22244321	10034	23312221	10065	23112221	10096	33423431	10127	31211221	10158	11224343
10004	21131221	10035	22112324	10066	32132434	10097	13212212	10128	12331121	10159	31343134
10005	23443431	10036	12313434	10067	33443134	10098	22132323	10129	32112434	10160	11213342
10006	32311121	10037	33112221	10068	33113442	10099	12343431	10130	23342133	10161	31133311
10007	31312221	10038	21323311	10069	32342221	10100	33213434	10131	34422121	10162	12433221
10008	32212421	10039	34344324	10070	21343111	10101	24213221	10132	24443423	10163	33212342
10009	32131221	10040	32443431	10071	34324334	10102	33442221	10133	33311121	10164	11213123
10010	12343231	10041	24231221	10072	22131342	10103	33132221	10134	22213311	10165	23343342
10011	32231121	10042	32343342	10073	23323121	10104	23232134	10135	33422443	10166	34342131
10012	11223121	10043	11234224	10074	33344211	10105	23421332	10136	24431213	10167	21243213
10013	23212231	10044	23343324	10075	22431242	10106	21242421	10137	33224321	10168	32231221
10014	11242221	10045	33424332	10076	34244431	10107	24312221	10138	21133234	10169	22331321
10015	22213321	10046	33344342	10077	32343213	10108	33243213	10139	11224321	10170	32313211
10016	23343134	10047	24443324	10078	34213224	10109	33322421	10140	24443433	10171	12232131
10017	23343442	10048	22213121	10079	22242134	10110	23424421	10141	32244343	10172	23231322
10018	32342434	10049	33343442	10080	13232432	10111	23423331	10142	23424321	10173	12221311
10019	23212342	10050	34343431	10081	22121213	10112	22421231	10143	33344331	10174	34434234
10020	21134223	10051	11231243	10082	33231211	10113	13343443	10144	24221211	10175	31224421
10021	22431121	10052	23224211	10083	12212342	10114	23212124	10145	31243234	10176	32131121
10022	34324434	10053	22132124	10084	31342131	10115	24342242	10146	22423113	10177	12124423
10023	32343431	10054	34443331	10085	23312434	10116	22112231	10147	31213121	10178	24423211
10024	24311221	10055	24211121	10086	13212424	10117	13343222	10148	34231221	10179	12212213
10025	22312321	10056	22133434	10087	22431221	10118	22231243	10149	32421332	10180	32311212
10026	22112331	10057	32122433	10088	32112432	10119	32134344	10150	32344331	10181	12132221
10027	13111242	10058	34443231	10089	23131221	10120	24312324	10151	23213221	10182	13323134
10028	33321321	10059	33343311	10090	11323313	10121	22342243	10152	34343213	10183	32213224
10029	23313443	10060	12431324	10091	12122213	10122	32223231	10153	34433424	10184	31132221
10030	23343431	10061	33423221	10092	34343231	10123	33133242	10154	24313242	10185	22443331
10031	23444331	10062	13323324	10093	34431131	10124	33342124	10155	34342313	10186	24434224

# Toyota (Part 1)

## 10000-15000

10187	34343123	10218	11224431	10249	11324443	10280	33422421	10311	11212231	10342	23132132
10188	31124242	10219	31344313	10250	31343434	10281	34224431	10312	13134244	10343	21244243
10189	33242332	10220	12113232	10251	21311221	10282	33342122	10313	32224233	10344	33243434
10190	23231221	10221	22231311	10252	24313244	10283	33243211	10314	23212324	10345	34313434
10191	21234242	10222	12231221	10253	33243134	10284	13313343	10315	32213242	10346	34213443
10192	21133131	10223	12133432	10254	22111342	10285	12434324	10316	23222133	10347	32442434
10193	21242332	10224	23243221	10255	23212421	10286	12433244	10317	12131221	10348	24343223
10194	33223134	10225	11331324	10256	12323131	10287	23324432	10318	33444221	10349	21124333
10195	12213243	10226	23442324	10257	22134221	10288	33242211	10319	12133313	10350	12421313
10196	32343313	10227	34243212	10258	24244223	10289	22212243	10320	22212231	10351	22313221
10197	31242431	10228	12342122	10259	22444221	10290	13343113	10321	21234324	10352	33224344
10198	24224211	10229	22122131	10260	33343342	10291	33223324	10322	21212342	10353	33444231
10199	21133231	10230	24212323	10261	23313321	10292	33212434	10323	32423134	10354	23444311
10200	33423434	10231	32313432	10262	12133443	10293	33212231	10324	32421321	10355	13313234
10201	22133324	10232	22343313	10263	13443122	10294	12132113	10325	31334324	10356	23434442
10202	12113221	10233	33212443	10264	12212312	10295	23243323	10326	23343131	10357	12133234
10203	12132442	10234	32242321	10265	21234221	10296	11312442	10327	23243122	10358	33424234
10204	32224434	10235	21124442	10266	33212243	10297	23112342	10328	22242112	10359	32132321
10205	33242131	10236	23442322	10267	22231324	10298	11132421	10329	22313433	10360	12132332
10206	31343132	10237	23232342	10268	24212121	10299	12324344	10330	23133322	10361	21313312
10207	11134442	10238	33443342	10269	12133311	10300	22231121	10331	34312332	10362	13321231
10208	24232321	10239	22344331	10270	32124234	10301	34322331	10332	32243434	10363	32134244
10209	24422134	10240	33443431	10271	32424311	10302	21244433	10333	21344312	10364	22422431
10210	21343431	10241	23123242	10272	22343324	10303	23243231	10334	22131323	10365	12424323
10211	31334342	10242	24431331	10273	13343434	10304	23423131	10335	32133222	10366	23422342
10212	12243233	10243	23111221	10274	33244434	10305	33343244	10336	23211324	10367	33313442
10213	33212213	10244	31344224	10275	11344243	10306	13121221	10337	11123442	10368	32313234
10214	21212312	10245	21213131	10276	34431211	10307	21343332	10338	32212342	10369	13432111
10215	12213223	10246	12423123	10277	34343134	10308	24432343	10339	33113212	10370	21232311
10216	22211231	10247	33342132	10278	12443243	10309	23344234	10340	21334421	10371	33421323
10217	13423133	10248	12321331	10279	34244324	10310	34211221	10341	24344213	10372	21132424

# BRIDGEMAN

## Change combinations, not locks.



### Double Key Changeable Safe Deposit Lock

- U.L. listed safe deposit box lock.
- Comparably priced to non-changeable safe deposit locks.
- Fits same footprint as 4440 and A-40 style locks.
- 1/2" nose height.
- Satin brass or satin nickel finish.
- Left or right hand locks.

For more information, or to place an order:

**(323) 724-5880 Telephone**  
**(800) 334-6060 Toll Free**  
**bridgeman@socalsafe.com**

**BRIDGEMAN**

Bridgeman Security Equipment  
 510 West Washington Blvd., Montebello, CA 90640  
 A Division of Southern California Safe Company

**MORNING INDUSTRY INC.**  
 www.morningindustry.com  
 800-355-0157 909-869-5663 fax

### KEYLESS HOME ACCESS LOCKS

#### ELECTRONIC TOUCHPAD

**PAKL-01RP**

Lever Entry



**PKF-01P**  
Deadbolt



**PAKK-01P**  
Knob Entry

#### REMOTE CONTROL

**AKL-01RP**

Lever Entry



**KF01P**  
Deadbolt



**AKK-01P**  
Knob Entry

#### MECHANICAL PUSH BUTTON

**MP-500**  
w/Grade 1  
2-3/4 Latch



**MP-370**  
Knob

# Toyota (Part 1)

## 10000-15000

10373	23243331	10439	33243312	10505	13133312
10374	23343113	10440	22124231	10506	24343113
10375	24212321	10441	23242434	10507	21331221
10376	34342431	10442	31342112	10508	23231232
10377	31224231	10443	11213132	10509	21332134
10378	34232131	10444	13321211	10510	32342121
10379	23343213	10445	33324443	10511	12443331
10380	23432242	10446	13312221	10512	33312221
10381	22123113	10447	34312321	10513	13323223
10382	34422331	10448	32422443	10514	34324312
10383	22213231	10449	22331324	10515	31131313
10384	31324434	10450	11312342	10516	34322231
10385	11342113	10451	11133434	10517	31213434
10386	24431243	10452	31121243	10518	22234342
10387	12113433	10453	12434313	10519	22343331
10388	22313122	10454	22311331	10520	23342442
10389	21312124	10455	21324323	10521	11244223
10390	11243343	10456	32132221	10522	23213242
10391	23233242	10457	32313434	10523	21234431
10392	12431211	10458	22134242	10524	13313232
10393	22213134	10459	22123111	10525	11222113
10394	21224433	10460	13234313	10526	32213433
10395	31232113	10461	23312212	10527	23224331
10396	32431243	10462	24213424	10528	21113324
10397	21113221	10463	34212431	10529	23331221
10398	13134221	10464	31312131	10530	12132322
10399	11212324	10465	11221313	10531	31243332
10400	23323342	10466	13133424	10532	34211132
10401	33343424	10467	33112422	10533	22112424
10402	34233213	10468	24344421	10534	11231321
10403	21224243	10469	21224334	10535	12343111
10404	21333224	10470	32243221	10536	22311131
10405	34344331	10471	12342111	10537	11134321
10406	13343342	10472	33133442	10538	24343243
10407	33424224	10473	23243434	10539	23324332
10408	23421321	10474	23313313	10540	13223433
10409	32112231	10475	12124344	10541	34431213
10410	32331121	10476	11122432	10542	23342232
10411	24342211	10477	21242121	10543	32434224
10412	21132112	10478	21343324	10544	22432323
10413	24333421	10479	24333242	10545	22324344
10414	21342332	10480	24242311	10546	23112331
10415	12134424	10481	22112342	10547	33342134
10416	33423313	10482	33421232	10548	11313321
10417	24432431	10483	34213431	10549	13323231
10418	34334311	10484	33224324	10550	23343313
10419	32311131	10485	12113332	10551	13244331
10420	22344221	10486	31121331	10552	22233131
10421	11122423	10487	23231121	10553	24421332
10422	21234244	10488	12324421	10554	12233431
10423	21231131	10489	33244431	10555	12213431
10424	33422131	10490	23234242	10556	33124334
10425	23212423	10491	13124233	10557	23133113
10426	31122243	10492	32343134	10558	23213434
10427	11212124	10493	32343123	10559	12424424
10428	12243331	10494	22432442	10560	34434312
10429	34432324	10495	12344331	10561	34313232
10430	24334423	10496	33443231	10562	12443124
10431	23431313	10497	13213442	10563	33443213
10432	21334313	10498	23132221	10564	22312424
10433	31124324	10499	13432134	10565	21334232
10434	34344431	10500	33344213	10566	33422332
10435	24212434	10501	32422342	10567	12134422
10436	21133434	10502	32442221	10568	34231242
10437	24421324	10503	32123121	10569	13431243
10438	13222342	10504	23113134	10570	21324331

### Key Kop II Locking Shackles



5 Sizes of Shackle  
4 Sizes of Cable  
Tubular, Duo, Medeco

### Key Kop I Locking Cable

**Coin or Token Operated  
Restroom Locks  
For Service Stations  
Restaurants  
Laundromats, Stores, Etc**



**Heavy Duty  
Security Guards  
for Washers  
& Dryers**

**Full Meter Case  
Armor  
or  
Smaller Coin Box  
Guards with  
Padlocks**



**Locking  
Products for  
Coin Laundry  
Equipment**




**Two Piece Extended  
Tubular Key Blanks  
Fits All Tubular Key Cutters**



**CALL FOR CATALOGUE**

**MONARCH**  
www.monarchcoin.com  
Covington, Kentucky

800-462-9460  
PH: (859) 261-4421  
FX: (859) 261-7403



# Toyota (Part 1)

## 10000-15000

10571	2233242	10637	12112342	10703	23421121	10769	24232112	10835	31244232	10901	33132112
10572	32444321	10638	23231242	10704	21112324	10770	23122131	10836	32212213	10902	12333213
10573	32324343	10639	31312121	10705	22113221	10771	13423234	10837	12212124	10903	13212121
10574	22243311	10640	22324432	10706	12113234	10772	22231343	10838	31313131	10904	34212131
10575	12112424	10641	31113331	10707	22312331	10773	32212231	10839	13212421	10905	12212421
10576	34323342	10642	22231231	10708	33133221	10774	11124212	10840	31324323	10906	12244343
10577	22121343	10643	23424332	10709	33121221	10775	21132213	10841	32133423	10907	33244234
10578	31333112	10644	32134421	10710	23343111	10776	32312221	10842	11132221	10908	33313422
10579	24212132	10645	12243211	10711	23112132	10777	24342332	10843	33423113	10909	11244211
10580	22212213	10646	24223332	10712	33322213	10778	22213124	10844	23322331	10910	34424243
10581	12124321	10647	33324221	10713	21213124	10779	13213232	10845	34432134	10911	13344331
10582	22243321	10648	33443124	10714	32434344	10780	32334222	10846	32223213	10912	11331221
10583	24331132	10649	13343132	10715	32132312	10781	34231322	10847	12242113	10913	32312321
10584	22122113	10650	22431232	10716	22322311	10782	13323113	10848	34213134	10914	22334242
10585	22313113	10651	33223431	10717	33324321	10783	11343244	10849	23344431	10915	24233221
10586	24423111	10652	13324244	10718	24212423	10784	33223231	10850	12442343	10916	33233422
10587	13342124	10653	23134243	10719	21322111	10785	32134313	10851	11242332	10917	13213342
10588	21311232	10654	33122232	10720	24312424	10786	32244224	10852	11343324	10918	21312421
10589	12113422	10655	24342134	10721	13212434	10787	34424334	10853	13431231	10919	32432211
10590	13312313	10656	22213443	10722	13223331	10788	23243423	10854	24211332	10920	33243131
10591	32134221	10657	12223244	10723	24344311	10789	21333221	10855	33112231	10921	31312332
10592	32133224	10658	31124244	10724	32431221	10790	24324324	10856	22424213	10922	33312323
10593	11134343	10659	22132121	10725	34343132	10791	12444322	10857	11323311	10923	22422113
10594	22132434	10660	23232243	10726	21132443	10792	12212443	10858	13332422	10924	12211231
10595	33312112	10661	33123132	10727	32444331	10793	33212324	10859	11342421	10925	21133321
10596	31324422	10662	12323431	10728	13112423	10794	12113123	10860	13242331	10926	21133134
10597	22442324	10663	33342434	10729	22244433	10795	33213244	10861	23442131	10927	11244323
10598	22321311	10664	21342442	10730	21342133	10796	12313424	10862	21134334	10928	32112423
10599	24343231	10665	33242133	10731	23133243	10797	24232121	10863	13423131	10929	22213234
10600	33124331	10666	33423442	10732	24233323	10798	12312421	10864	13431221	10930	32343121
10601	33343421	10667	31343122	10733	23324334	10799	31212312	10865	32313121	10931	33134312
10602	23324421	10668	22244243	10734	12213232	10800	33424221	10866	13213332	10932	34244433
10603	22212443	10669	34311343	10735	32443211	10801	12231312	10867	11131221	10933	33442111
10604	22132332	10670	13134213	10736	21324231	10802	21234231	10868	34342434	10934	13243434
10605	22133443	10671	34212322	10737	32211243	10803	33234442	10869	22332242	10935	32424434
10606	24344324	10672	34423121	10738	31344231	10804	12423321	10870	32212113	10936	34211212
10607	22112421	10673	22213424	10739	13421323	10805	11313323	10871	34421221	10937	31343342
10608	11244342	10674	32432324	10740	33213121	10806	12232213	10872	33343242	10938	34422242
10609	22321332	10675	32213211	10741	13212242	10807	11331121	10873	22233313	10939	33224331
10610	31223323	10676	23121121	10742	33422323	10808	23213211	10874	33113234	10940	33242231
10611	21134443	10677	24324213	10743	24324242	10809	34434221	10875	31134221	10941	33342211
10612	24432242	10678	32333442	10744	12313422	10810	13344334	10876	11334342	10942	23232443
10613	24242113	10679	23422131	10745	34432213	10811	24243322	10877	12331231	10943	34343324
10614	33113232	10680	31123234	10746	33343324	10812	31243311	10878	31222313	10944	32331221
10615	33313242	10681	31243322	10747	13342121	10813	32322342	10879	31242133	10945	13224343
10616	32213422	10682	34433242	10748	32121332	10814	13342242	10880	11213232	10946	22342421
10617	21343131	10683	23234213	10749	12123131	10815	23313232	10881	23323124	10947	22332324
10618	34323231	10684	32123111	10750	33134344	10816	34324322	10882	34342331	10948	23434431
10619	34422133	10685	32212243	10751	32244433	10817	21122113	10883	13423331	10949	32332124
10620	31221313	10686	33222331	10752	12313121	10818	23423311	10884	21243121	10950	22213324
10621	31112421	10687	21313124	10753	11133422	10819	23423322	10885	24342111	10951	22134424
10622	22212342	10688	23312332	10754	32344224	10820	13442221	10886	11243443	10952	34223121
10623	13423232	10689	13242442	10755	13421321	10821	21343311	10887	24343332	10953	23442342
10624	24423324	10690	24434334	10756	34324324	10822	23331121	10888	12242121	10954	33213224
10625	13131242	10691	32132211	10757	31323132	10823	24234232	10889	23312313	10955	34324234
10626	23224443	10692	12424321	10758	34432443	10824	34232322	10890	21132421	10956	32324213
10627	23432113	10693	31113231	10759	31212424	10825	33312442	10891	21231211	10957	33442431
10628	34342111	10694	13322242	10760	24211321	10826	11331242	10892	12444233	10958	22133132
10629	11121342	10695	22242213	10761	31342434	10827	34231324	10893	32334342	10959	22324311
10630	11131331	10696	23443213	10762	34342321	10828	32421342	10894	12323423	10960	21343231
10631	22134431	10697	31123332	10763	32333111	10829	32123231	10895	23343311	10961	22113422
10632	31213224	10698	33444331	10764	33322324	10830	22422343	10896	23323243	10962	32212124
10633	23311231	10699	22242332	10765	23311313	10831	31312431	10897	13231313	10963	31213221
10634	31211242	10700	13244334	10766	32421231	10832	22213132	10898	22132112	10964	21323321
10635	13422332	10701	22211313	10767	11322112	10833	21211321	10899	33422134	10965	12224231
10636	23443424	10702	22133322	10768	13124223	10834	34343224	10900	32213121	10966	32333122

# Toyota (Part 1)

## 10000-15000

10967	22423342	11033	24421311	11099	12423243	11165	12112324	11231	12331221	11297	12122311
10968	34311322	11034	33134342	11100	34421132	11166	31224443	11232	11134332	11298	21334213
10969	32344424	11035	13421331	11101	21113433	11167	13311332	11233	32342123	11299	23442231
10970	21134332	11036	34231343	11102	31244211	11168	23221231	11234	34223421	11300	34313234
10971	33113244	11037	23442221	11103	22243134	11169	13242213	11235	23422211	11301	23444211
10972	22334224	11038	31312422	11104	13422321	11170	23443231	11236	24331231	11302	31231243
10973	13442231	11039	23121132	11105	34213124	11171	11313232	11237	13322434	11303	21324433
10974	12221313	11040	22234233	11106	31133242	11172	22243233	11238	12133223	11304	31342343
10975	12312423	11041	11243134	11107	12212131	11173	23313132	11239	13324242	11305	33322113
10976	22133134	11042	22433221	11108	33133211	11174	31211321	11240	23331322	11306	24433122
10977	13213212	11043	21311324	11109	24424431	11175	24312343	11241	33322443	11307	31234324
10978	13113244	11044	22113322	11110	24434311	11176	11232443	11242	31132211	11308	32312112
10979	32113131	11045	13224233	11111	33424433	11177	22443434	11243	23344342	11309	31311321
10980	33433424	11046	32322231	11112	31222433	11178	34232324	11244	32131243	11310	34422111
10981	32122311	11047	22242231	11113	21324311	11179	21323134	11245	11133234	11311	23244434
10982	34243231	11048	32134242	11114	22433442	11180	32212324	11246	31323434	11312	23423213
10983	32324312	11049	21243321	11115	22112124	11181	23134421	11247	24423421	11313	23324313
10984	11312221	11050	32213312	11116	34443431	11182	34423223	11248	22132133	11314	23343243
10985	34423332	11051	12132212	11117	34243431	11183	24213113	11249	33313342	11315	32231132
10986	32244211	11052	34244322	11118	31343231	11184	21132343	11250	23422243	11316	33442321
10987	32112124	11053	11223124	11119	22113123	11185	13344233	11251	33231221	11317	12243422
10988	12243313	11054	22234442	11120	33122311	11186	31243434	11252	33342243	11318	11213221
10989	21122331	11055	31212221	11121	33213234	11187	23244243	11253	33244342	11319	12443211
10990	32232134	11056	23312424	11122	24422342	11188	22311221	11254	32434242	11320	31342133
10991	12322433	11057	22313332	11123	22233431	11189	24324343	11255	12232231	11321	13132221
10992	33243234	11058	34223112	11124	34431313	11190	12242331	11256	31342123	11322	33113221
10993	31342432	11059	23213421	11125	23324321	11191	13242231	11257	34432132	11323	21134424
10994	32431322	11060	24333124	11126	13213131	11192	11324311	11258	22313134	11324	31333221
10995	12423211	11061	31343124	11127	11244221	11193	21223111	11259	34443324	11325	22421243
10996	23434224	11062	22212331	11128	24434324	11194	32134424	11260	23342421	11326	31232434
10997	21312424	11063	21113322	11129	12224433	11195	32424213	11261	11131322	11327	23121323
10998	34311212	11064	34424213	11130	24343134	11196	21243233	11262	22342111	11328	21223331
10999	21343342	11065	24313222	11131	12131331	11197	12421323	11263	22212212	11329	12122331
11000	12343243	11066	23234224	11132	22231313	11198	31323311	11264	22312421	11330	11344332
11001	13421242	11067	24431221	11133	33323311	11199	31243131	11265	34313242	11331	31321212
11002	13112122	11068	12211242	11134	24442134	11200	24323131	11266	24443331	11332	22442423
11003	13223424	11069	21124313	11135	34232434	11201	11213434	11267	23313434	11333	22342313
11004	23342211	11070	33424243	11136	33344234	11202	11243324	11268	23112323	11334	23431343
11005	11233311	11071	12342231	11137	21312121	11203	22343231	11269	24334243	11335	22343243
11006	13324334	11072	12123421	11138	33242431	11204	33134442	11270	23344211	11336	33344232
11007	21323231	11073	23311221	11139	12422332	11205	11334424	11271	23132111	11337	12442231
11008	11124423	11074	32133421	11140	33123343	11206	11243211	11272	22323311	11338	24211212
11009	12323231	11075	13212124	11141	13134321	11207	33213432	11273	12442332	11339	21233224
11010	32421212	11076	31131221	11142	11213432	11208	21312133	11274	32213324	11340	31342324
11011	22443224	11077	24334434	11143	33442131	11209	34322332	11275	24323231	11341	12124213
11012	31222431	11078	33212311	11144	22342113	11210	23132342	11276	12123312	11342	11123313
11013	32133442	11079	22213421	11145	22342123	11211	23132324	11277	31133212	11343	32444334
11014	22313431	11080	13313244	11146	21213313	11212	13442331	11278	22213244	11344	21211132
11015	12313132	11081	33242121	11147	24343132	11213	33112443	11279	33212124	11345	24211221
11016	34211322	11082	21122342	11148	11324421	11214	12212331	11280	31133442	11346	11233442
11017	24323342	11083	32442134	11149	23133423	11215	11124312	11281	12132421	11347	21324211
11018	11132431	11084	31123443	11150	21211242	11216	22211321	11282	22232434	11348	32311221
11019	22431321	11085	23321132	11151	24423332	11217	32123342	11283	33421321	11349	22342311
11020	31123121	11086	32443233	11152	34431121	11218	12112421	11284	24423424	11350	33132442
11021	32112442	11087	23242332	11153	33121313	11219	32313134	11285	24424423	11351	21131342
11022	22131221	11088	23243212	11154	11242113	11220	33113434	11286	33212431	11352	12324321
11023	31232432	11089	23242442	11155	12344222	11221	33423131	11287	21113231	11353	34213212
11024	32344233	11090	33342111	11156	33212134	11222	24434421	11288	23424244	11354	11234442
11025	21131322	11091	33243424	11157	31133324	11223	32242332	11289	11221324	11355	32423331
11026	33122423	11092	21312221	11158	23242311	11224	23112321	11290	21234313	11356	24443233
11027	13442124	11093	12424242	11159	24421242	11225	32113234	11291	32132123	11357	23343231
11028	11121231	11094	11224443	11160	12433232	11226	23434423	11292	32313124	11358	11242442
11029	23212331	11095	21131312	11161	24242232	11227	11313133	11293	31332124	11359	11212432
11030	12131121	11096	31312231	11162	31123313	11228	13112443	11294	32123213	11360	32213342
11031	12324212	11097	31244424	11163	22423111	11229	22213113	11295	34313222	11361	21231213
11032	22212113	11098	13121212	11164	34221131	11230	11242433	11296	33431242	11362	24243324

# Toyota (Part 1)

## 10000-15000

11363	33111323	11376	21112124	11389	33443224	11402	32243244	11415	31323234	11481	22232342
11364	21221332	11377	12312243	11390	31312213	11403	34221321	11416	32444231	11482	32434342
11365	23342342	11378	23244432	11391	31243343	11404	22244431	11417	21334244	11483	24244433
11366	34324424	11379	23112213	11392	24312322	11405	12331324	11418	33121121	11484	33113242
11367	31212212	11380	33224423	11393	34242211	11406	34334244	11419	12342432	11485	12443321
11368	13123324	11381	23231324	11394	34212324	11407	33133244	11420	33442421	11486	11243221
11369	33344324	11382	12333224	11395	32112324	11408	34434424	11421	22342331	11487	23113321
11370	23313221	11383	34324331	11396	24244213	11409	13342331	11422	31112442	11488	13121243
11371	31323321	11384	33343213	11397	32234423	11410	33131243	11423	21332424	11489	32244332
11372	12433443	11385	34243421	11398	23334221	11411	34234434	11424	24422243	11490	32244234
11373	31132134	11386	13433121	11399	22424333	11412	13222311	11425	23242432	11491	11342232
11374	33313324	11387	24432443	11400	13133222	11413	32232432	11426	24224443	11492	11133223
11375	22424312	11388	11231312	11401	33224332	11414	24243113	11427	13321121	11493	12213324

**600 pages covering all the latest transponder systems. Take the fear out of transponder work and put the profit back in! You'll do transponder work faster than ever!**

### COVERS...

- Latest PIN code information.
- How to retrieve PINS from various cars and trucks.
- Extensive programming instructions referencing the top diagnostic tools in the industry.
- Large gallery of transponder key photos with their applications — see the key, all its cross reference numbers, and what it fits. Makes keys easy to identify.
- Every car and truck model (foreign and domestic) in the US shown with complete transponder info. Make car-transponder-type ID easy!

# NEW! 2003 Automotive Transponder Systems

from The National Locksmith®



OID 0703

**ORDER ONLINE AT**  
[www.TheNationalLocksmith.com](http://www.TheNationalLocksmith.com)

**YES!** Send me the  
**2003 Automotive Transponder Systems™ for \$79**  
plus \$8 for shipping and handling. (Item# TS-2003)  
Orders must be paid in U.S. funds. \$20 foreign shipping rate applies.

Select payment Method:

- Check  VISA  MasterCard  Discover  
 American Express  Money Order

Card Number \_\_\_\_\_ Exp. Date \_\_\_\_\_

Signature (required) \_\_\_\_\_

Name \_\_\_\_\_

Shop Name \_\_\_\_\_

Address (no P.O. boxes) \_\_\_\_\_

City \_\_\_\_\_ State \_\_\_\_\_ Zip \_\_\_\_\_

Phone \_\_\_\_\_

E-Mail (optional) \_\_\_\_\_

Copy or clip this coupon and send with payment to:

The National Locksmith • P.O. Box 77-97592 • Chicago, Illinois 60678-7592

OR fax credit card orders to (630) 837-1210

11415	31323234	11481	22232342
11416	32444231	11482	32434342
11417	21334244	11483	24244433
11418	33121121	11484	33113242
11419	12342432	11485	12443321
11420	33442421	11486	11243221
11421	22342331	11487	23113321
11422	31112442	11488	13121243
11423	21332424	11489	32244332
11424	24422243	11490	32244234
11425	23242432	11491	11342232
11426	24224443	11492	11133223
11427	13321121	11493	12213324
11428	21212213	11494	22133342
11429	12312313	11495	23222311
11430	33324434	11496	34311231
11431	13132422	11497	13432232
11432	23313123	11498	13442432
11433	34323431	11499	32313231
11434	32211313	11500	11242131
11435	23124234	11501	12244321
11436	22343134	11502	23324233
11437	31343244	11503	34443313
11438	21233124	11504	31212342
11439	12332124	11505	34434431
11440	34322131	11506	24232243
11441	33431324	11507	12424342
11442	32113244	11508	24323332
11443	34342242	11509	12213321
11444	22322131	11510	23111343
11445	12442133	11511	11124232
11446	32131211	11512	22432211
11447	32244311	11513	11121324
11448	21343321	11514	12334442
11449	11121242	11515	13221311
11450	13112432	11516	11243433
11451	24211132	11517	13424323
11452	22443231	11518	12244231
11453	32431121	11519	22433213
11454	13343312	11520	13443124
11455	34232311	11521	33442343
11456	33224234	11522	23312243
11457	24232423	11523	31212421
11458	23123424	11524	12434311
11459	13132443	11525	21212324
11460	12332443	11526	32243432
11461	33432242	11527	23133224
11462	11233342	11528	23342221
11463	24343313	11529	22243324
11464	31233213	11530	12113343
11465	13343124	11531	24312123
11466	22344313	11532	23132312
11467	34442232	11533	23113123
11468	33312132	11534	23123434
11469	31243313	11535	21222313
11470	13423432	11536	13423434
11471	12223111	11537	21133443
11472	32242212	11538	22312431
11473	22312132	11539	22231321
11474	13221121	11540	23311121
11475	31242231	11541	24313133
11476	31313124	11542	33424334
11477	32232313	11543	32332311
11478	31134422	11544	31133244
11479	22211342	11545	11311324
11480	22134442	11546	12242423

# Toyota (Part 1)

## 10000-15000

11547	11323431	11613	23343124	11679	34211121	11693	31311132	11707	23231212	11721	33244232
11548	33123213	11614	33434242	11680	32342321	11694	12424421	11708	23243313	11722	13224244
11549	11221242	11615	34222331	11681	13223321	11695	34421232	11709	34324442	11723	23134312
11550	23423123	11616	24432132	11682	23244223	11696	34422321	11710	32313422	11724	34312424
11551	13343212	11617	32342312	11683	12322311	11697	34221323	11711	13324431	11725	33343224
11552	13243221	11618	21134321	11684	11343343	11698	23444232	11712	24244313	11726	22342321
11553	34312122	11619	23112422	11685	24311322	11699	32111231	11713	31243121	11727	21242321
11554	33124324	11620	12124211	11686	12113134	11700	32321313	11714	22343224	11728	23132424
11555	13211221	11621	21134422	11687	32211321	11701	21344211	11715	11124342	11729	34312311
11556	31133421	11622	23112124	11688	12133123	11702	12223213	11716	31113433	11730	24224334
11557	24213331	11623	12242211	11689	13113231	11703	22124211	11717	33211231	11731	23324213
11558	21242212	11624	13322124	11690	22313421	11704	12244332	11718	13424434	11732	11342221
11559	11133443	11625	13222332	11691	21231342	11705	32113222	11719	24313211	11733	11232424
11560	31332113	11626	21344422	11692	31131121	11706	32134224	11720	31124311	11734	34431231
11561	13434443	11627	33342323								
11562	34432311	11628	33421313								
11563	23124433	11629	21334443								
11564	13424424	11630	32131132								
11565	13334311	11631	34322134								
11566	23423233	11632	31213322								
11567	13323434	11633	21234424								
11568	13212221	11634	24234342								
11569	11213324	11635	33432213								
11570	24312443	11636	13331212								
11571	12133231	11637	12422443								
11572	13134442	11638	13123234								
11573	31132121	11639	13244243								
11574	23431322	11640	32313223								
11575	11324423	11641	33442134								
11576	11131132	11642	23213324								
11577	22423244	11643	32312311								
11578	31342211	11644	11311342								
11579	21312313	11645	22331121								
11580	31211342	11646	12232324								
11581	31322211	11647	24244221								
11582	32444313	11648	23111231								
11583	32322113	11649	31223211								
11584	13231321	11650	24211243								
11585	13343324	11651	34243321								
11586	24321313	11652	32323421								
11587	12124421	11653	33124231								
11588	12313331	11654	23313234								
11589	31313121	11655	24312231								
11590	11334422	11656	33243432								
11591	13343134	11657	31124443								
11592	24424433	11658	21133213								
11593	33342221	11659	32443231								
11594	31342311	11660	12242134								
11595	33443122	11661	24211312								
11596	33444223	11662	12223133								
11597	12323123	11663	12423213								
11598	33422112	11664	32422313								
11599	24323113	11665	31343234								
11600	31322331	11666	31234222								
11601	12242242	11667	32422113								
11602	33213232	11668	12432211								
11603	32212432	11669	23133213								
11604	31134322	11670	11332231								
11605	13243342	11671	12431231								
11606	12443233	11672	33244211								
11607	12132342	11673	22133212								
11608	33342311	11674	11333222								
11609	12313232	11675	33244424								
11610	21213221	11676	21322331								
11611	12232432	11677	31213123								
11612	23242421	11678	34222442								



**you're gonna need some sharp bits.**

Big job or small, save time and money with the drill bit sharpener that really works.

- Restores bits to factory sharp in less than 60 sec.
- Sharpens full range of bits, even split point
- Sharpens 118° and 135° -point, 3/32"-3/4" bits
- Tough 1.75-amp motor

*"With the Drill Doctor, our bits come out perfect every time. And it's LOTS faster than hand sharpening. It's easy to use. It sets itself up for the right angle. You just put the bit in, turn it a few times and it's done—with no guessing. AND we always get optimal performance out of our drill bits."*

— Mike & Carol Oar  
Elmer's Lock & Safe  
Medford, Oregon



**Drill Doctor**  
The Drill Bit Sharpener



1-888-MYDRILL (693-7455)  
Web: [www.DrillDoctor.com](http://www.DrillDoctor.com)

**750**

# Toyota (Part 1)

## 10000-15000

11735	31113431	11748	33242112	11761	33111232	11774	24231322	11787	13224442	11853	31213231
11736	13212312	11749	13243131	11762	21232443	11775	13342134	11788	32244422	11854	33422431
11737	11132232	11750	12321213	11763	12322431	11776	21224344	11789	22334324	11855	32231211
11738	21223342	11751	24211323	11764	23122113	11777	22243424	11790	24223311	11856	12112243
11739	21132324	11752	21213434	11765	24213231	11778	13342231	11791	31344331	11857	21231243
11740	24313112	11753	13431211	11766	13223231	11779	32321243	11792	21244421	11858	32223111
11741	22212134	11754	33324212	11767	34243343	11780	31112221	11793	12234423	11859	31343213
11742	22313213	11755	33324224	11768	13212231	11781	24212311	11794	23432313	11860	24432332
11743	33234213	11756	33424322	11769	31121132	11782	24421342	11795	23443134	11861	22434344
11744	34342221	11757	11331343	11770	11333424	11783	34213243	11796	23422434	11862	21124244
11745	22423332	11758	12421212	11771	34232313	11784	32434431	11797	24343234	11863	21332434
11746	21331212	11759	13243111	11772	13331322	11785	33324323	11798	23122243	11864	13342221
11747	31344334	11760	31131324	11773	32423433	11786	31223112	11799	33423243	11865	23423431
								11800	22321213	11866	223431232
								11801	34423243	11867	21313324
								11802	24342422	11868	11334224
								11803	11312322	11869	12342221
								11804	31233242	11870	33213443
								11805	23422331	11871	13244423
								11806	21323433	11872	22313223
								11807	23312112	11873	33123111
								11808	34434231	11874	22334423
								11809	13113321	11875	22232442
								11810	31232123	11876	24323134
								11811	21323211	11877	23212213
								11812	13343432	11878	22343113
								11813	13243133	11879	12332312
								11814	33442424	11880	24243111
								11815	12113443	11881	31243113
								11816	22434431	11882	24422434
								11817	21342111	11883	33342232
								11818	31242342	11884	12312432
								11819	12213442	11885	13444322
								11820	23431221	11886	11342431
								11821	21131131	11887	11233123
								11822	32132323	11888	34242124
								11823	12332113	11889	13444332
								11824	12121332	11890	22211331
								11825	21123421	11891	34224324
								11826	22134232	11892	13343322
								11827	23443132	11893	32243342
								11828	31113422	11894	21113223
								11829	31123213	11895	33134213
								11830	12231242	11896	32313342
								11831	34433244	11897	32342133
								11832	22443312	11898	13424431
								11833	11313332	11899	34432424
								11834	31113242	11900	12432221
								11835	11342332	11901	11321212
								11836	24324211	11902	13232221
								11837	33311221	11903	32342431
								11838	23224334	11904	11211243
								11839	34423112	11905	11342122
								11840	13311232	11906	23212243
								11841	33223123	11907	13231324
								11842	11324223	11908	11313221
								11843	12134332	11909	24434424
								11844	32132421	11910	24433421
								11845	32134311	11911	13112421
								11846	23331312	11912	23122313
								11847	34234223	11913	11221342
								11848	22133124	11914	21134234
								11849	32232342	11915	33221332
								11850	33311312	11916	34424313
								11851	23212442	11917	23434221
								11852	13311321	11918	33242443

**ProMaster 5**  
Premium  
Master  
Keying  
Software



**ProMaster 5 is the most comprehensive and easy to use master-key system management tool available anywhere in the world. ProMaster 5 is powerful, versatile and robust, and has been designed to meet the requirements of lock manufacturers and professional locksmiths worldwide.**

Even large master-key systems can be entered quickly with features like predictive key and door numbers, and simultaneous key entry, door entry and keying. Or, import directly from an Excel spreadsheet (sample included).  
For example: A full history of all key orders, who authorized them, and your staff member that processed them, can all be recalled in a snap. Dates and times when keys are cut, doors are pinned or re-keyed. Even when authorized signatories are added or changed they are all recorded and can be printed for your use or emailed to your client. You can even record non-keyed hardware (hinges, door closer etc) against each door.

■ ProMaster records scanned images of signatories and building floor plans. ProMaster also allows you to export various reports to standard file formats such as PDF (Adobe Acrobat Portable Document Format), Excel or RTF (Rich Text). ProMaster 5 offers unique calculation algorithms that will automatically assign the codes for complex master-key systems and guarantee that they are phantom (ghost key) free.

■ ProMaster supports automatic generation of codes by either the matrix method (for large and complicated selective systems) or tree based coding (for standard hierarchical systems).

■ ProMaster 5 has an array of clever features – these include background phantom checking, auto key head color assignment, a wide variety of display options for flexibility in the layout of key codes and powerful assistants to guide you through complex operations.

■ ProMaster 5 allows you to modify many aspects of the design of the system easily. For example, you may want to adjust the number of chambers or pins, and other rules regarding the coding of your key system.

■ Of course multi-profile and rotating constants are fully supported.

**Key Machines** — ProMaster will download directly to all Silca Unocode and Ultracode machines, ITL machines, Orion ECM200 and the HPC CodeMax. Keys can also be stamped on the Silca Key Marker, with support for multiple models included.

■ ProMaster 5 allows you to utilize your best people in their specialized areas – whether it is data entry of doors and keys, coding for your system or manufacturing the job. The administrator can set-up security access rights for each user.

**Order ProMaster 5 from your nearest distributor**

### NORTH AMERICA

The National Locksmith • Phone: 630-837-2044 • Fax: 630-837-1210

E-Mail: NATLOCK@aol.com

### AUSTRALIA

Locksmiths Supply Co.  
Phone: (3) 9329 7222  
Fax: (3) 9329 2570  
E-Mail: lsc@lsc.com.au

### W.H. Software

Westhorn House Software  
www.whsoftware.com

### UK

Citysafe Wholesale  
Phone: (2380) 814 181  
Fax: (2380) 812 771  
E-Mail: cs-sales@easynet.co.uk

Q.LD.11.03



# Toyota (Part 1)

## 10000-15000

11919	21313442	11968	13132342	12017	22213212	12066	32233113	12115	12133422	12164	11244232
11920	31244323	11969	23244343	12018	12224443	12067	21132123	12116	23213132	12165	23343224
11921	23244231	11970	22231131	12019	24344231	12068	13234311	12117	24323234	12166	11233213
11922	11123423	11971	23342131	12020	33442243	12069	22322313	12118	21321121	12167	31132131
11923	34232122	11972	12311231	12021	24213313	12070	23342213	12119	12342424	12168	12213221
11924	21133422	11973	32242343	12022	24324424	12071	34233442	12120	24321332	12169	31112432
11925	21332443	11974	21224233	12023	23433242	12072	23323424	12121	11133212	12170	13132124
11926	33243242	11975	31231212	12024	32332421	12073	21121331	12122	33422343	12171	24243121
11927	21311322	11976	23224431	12025	13121132	12074	33134221	12123	13443213	12172	22132421
11928	24213421	11977	21242112	12026	13224423	12075	32244424	12124	33213222	12173	11342132
11929	24432221	11978	13233121	12027	32213112	12076	34322113	12125	12432134	12174	32344311
11930	22424211	11979	13432443	12028	23244421	12077	24443211	12126	13443233	12175	34332422
11931	11123231	11980	32122113	12029	21213343	12078	12344221	12127	33432423	12176	11343322
11932	23442434	11981	12131231	12030	32331322	12079	32424343	12128	31322324	12177	11342321
11933	24323111	11982	13444334	12031	22122434	12080	34234232	12129	12434423	12178	22133121
11934	23443111	11983	21323313	12032	32133212	12081	33424342	12130	22344234	12179	12312124
11935	33234223	11984	23132212	12033	22211132	12082	12331311	12131	21242232	12180	24331321
11936	12344431	11985	21342324	12034	13234344	12083	31343322	12132	13242431	12181	33434421
11937	12113224	11986	13213133	12035	24321232	12084	11332123	12133	21232213	12182	33313124
11938	12231231	11987	33232213	12036	24333221	12085	33323224	12134	13332111	12183	11334242
11939	33343111	11988	23243431	12037	11343431	12086	12134343	12135	21123431	12184	12243343
11940	12242433	11989	13313222	12038	21243343	12087	11133322	12136	31212242	12185	12324433
11941	32331242	11990	11243322	12039	33124343	12088	31312124	12137	13232132	12186	23323431
11942	21312243	11991	33242323	12040	31113222	12089	33111242	12138	32242324	12187	32113434
11943	13442311	11992	22422111	12041	11234422	12090	13343224	12139	12443424	12188	12224344
11944	34212311	11993	24342342	12042	31232221	12091	31133321	12140	22212131	12189	34431324
11945	22311342	11994	32332423	12043	23123112	12092	24213124	12141	31343443	12190	12244421
11946	21321132	11995	11324322	12044	33344313	12093	12322231	12142	12213423	12191	32244334
11947	21124344	11996	13342112	12045	13323111	12094	12311323	12143	12431321	12192	31133423
11948	13423244	11997	24212243	12046	13132132	12095	23121232	12144	21243332	12193	33232423
11949	13344324	11998	12312131	12047	11232422	12096	31243421	12145	22124243	12194	34312112
11950	24212343	11999	22323331	12048	24332343	12097	22332423	12146	12334342	12195	21112421
11951	31321312	12000	32232242	12049	13321313	12098	33321343	12147	12211343	12196	34224343
11952	13124211	12001	32312421	12050	23424334	12099	24232442	12148	21342221	12197	12244334
11953	12311342	12002	11123123	12051	32223244	12100	23112122	12149	21342433	12198	32442323
11954	31232232	12003	22131313	12052	13133211	12101	34423313	12150	33342113	12199	11132242
11955	11232242	12004	12424231	12053	13113221	12102	12133213	12151	13122113	12200	11133121
11956	23244321	12005	21313332	12054	34331221	12103	22134422	12152	34212423	12201	21332131
11957	13432422	12006	33313312	12055	33242424	12104	21213223	12153	22113424	12202	33423311
11958	21123311	12007	12442242	12056	11123224	12105	24431312	12154	33344243	12203	34342211
11959	32232442	12008	32132231	12057	31334244	12106	33313212	12155	31342331	12204	34224443
11960	32134431	12009	12432243	12058	24324432	12107	32343423	12156	34243433	12205	32243442
11961	34422323	12010	24223431	12059	31324231	12108	34322342	12157	23133121	12206	34443131
11962	12133424	12011	11134313	12060	11242122	12109	24233224	12158	23433244	12207	23312431
11963	13243211	12012	13421121	12061	24324244	12110	11243332	12159	12243311	12208	11323132
11964	22423311	12013	21212423	12062	32343132	12111	12331313	12160	11234324	12209	24432321
11965	22321243	12014	31333424	12063	34431342	12112	22342342	12161	34343121	12210	24334312
11966	23213332	12015	22132313	12064	12333242	12113	24224244	12162	34432113	12211	33433121
11967	24213121	12016	21232324	12065	33243112	12114	33242221	12163	23222434	12212	23223244

### Buddy Products

The Best in HOME & OFFICE SECURITY

Put your mind at ease...Secure your valuables and important documents with top of the line security products from Buddy!



Key Cabinets - Item # 0128

Chicago, IL



Cash Boxes - Item # 0513

Customer Service 800.886.8688



Security Boxes - Item # 0515

Fax: 312.733.8356



Wall Safes - Item # 3100

www.buddyproducts.com

# Toyota (Part 1)

## 10000-15000

12213	12123244	12244	21334242	12275	24434432	12306	23342322	12372	32112331	12438	21242312
12214	32221231	12245	22344421	12276	34243124	12307	13223234	12373	13112221	12439	22344231
12215	33342321	12246	34324422	12277	32134342	12308	23242121	12374	11334323	12440	32322442
12216	32342212	12247	34312421	12278	34311221	12309	21244334	12375	21331232	12441	12424333
12217	23243111	12248	24212231	12279	12422231	12310	22243443	12376	32231243	12442	23123321
12218	13134231	12249	22133234	12280	22331313	12311	12243433	12377	32423424	12443	34424332
12219	12343124	12250	12224313	12281	11123331	12312	24424312	12378	23442331	12444	13444223
12220	32422331	12251	12124324	12282	11312231	12313	12313321	12379	23442213	12445	24224213
12221	24231232	12252	24323433	12283	32312443	12314	13342423	12380	21244311	12446	22324231
12222	11244433	12253	32321132	12284	32243332	12315	23423443	12381	34442323	12447	32123313
12223	32422434	12254	22313342	12285	23131324	12316	11231323	12382	22244343	12448	21113343
12224	32221331	12255	34432243	12286	21222331	12317	34243324	12383	31224234	12449	24332212
12225	12442424	12256	23344423	12287	32331211	12318	32313242	12384	33121132	12450	21132434
12226	21222113	12257	22121312	12288	22132443	12319	33244422	12385	22442434	12451	31212124
12227	22244421	12258	12132324	12289	32243311	12320	34243134	12386	11244431	12452	31224342
12228	11342424	12259	22422311	12290	34331322	12321	31342423	12387	13424321	12453	31324431
12229	34312211	12260	21213431	12291	22113213	12322	22431212	12388	24431132	12454	21212231
12230	11124421	12261	12342211	12292	21132221	12323	22232133	12389	34224334	12455	23112231
12231	24424332	12262	32321231	12293	23234423	12324	32121131	12390	22242432	12456	13423312
12232	22122431	12263	31243111	12294	12212324	12325	12224211	12391	32131322	12457	22323133
12233	33342431	12264	33342424	12295	33444234	12326	32334324	12392	33224212	12458	32443434
12234	21124342	12265	31343423	12296	24421232	12327	22434422	12393	13424343	12459	13424234
12235	31231311	12266	12132312	12297	21313122	12328	24213434	12394	11213134	12460	31243223
12236	24313423	12267	33221132	12298	23434243	12329	11343134	12395	33124224	12461	13111232
12237	22344211	12268	34323131	12299	12112124	12330	22422313	12396	24432111	12462	31132242
12238	22124312	12269	21323331	12300	21224442	12331	24431211	12397	12133434	12463	21343222
12239	12312213	12270	23243343	12301	13433311	12332	31344233	12398	22343431	12464	24233231
12240	13244321	12271	32232424	12302	32334422	12333	12433322	12399	31242243	12465	33311243
12241	12131212	12272	24212113	12303	12442422	12334	31243211	12400	13211324	12466	23213322
12242	33244312	12273	23342243	12304	11324231	12335	34344213	12401	21212421	12467	11231221
12243	31313243	12274	13323243	12305	24434321	12336	22132211	12402	22242243	12468	23313421
						12337	22111321	12403	34213232	12469	24423342
						12338	31223332	12404	31124344	12470	12111323
						12339	21323234	12405	24422442	12471	21312323
						12340	32234442	12406	24243234	12472	21331311
						12341	21213321	12407	32124333	12473	34422431
						12342	32321321	12408	11324344	12474	33312121
						12343	34343243	12409	21112423	12475	12134222
						12344	32444311	12410	22442123	12476	21112442
						12345	32232434	12411	22244332	12477	33224313
						12346	23322442	12412	34323244	12478	11312243
						12347	34422231	12413	32424243	12479	32131213
						12348	23242213	12414	32123243	12480	23313423
						12349	12243131	12415	32424232	12481	31121312
						12350	12343312	12416	32242121	12482	23323113
						12351	33424442	12417	31123223	12483	12343342
						12352	24344224	12418	31313342	12484	21242343
						12353	13134234	12419	11244334	12485	34331342
						12354	13111323	12420	34442313	12486	23343421
						12355	13232123	12421	23421213	12487	11343434
						12356	23134423	12422	21322431	12488	13122123
						12357	34242213	12423	13134323	12489	32324334
						12358	21311331	12424	23421242	12490	13444312
						12359	24223211	12425	24344431	12491	11224212
						12360	23421324	12426	32432121	12492	31122324
						12361	24443134	12427	11322331	12493	32224344
						12362	12423332	12428	24434232	12494	33134421
						12363	12344324	12429	12312434	12495	12334423
						12364	12342243	12430	32443131	12496	13312422
						12365	13443434	12431	13312231	12497	22432332
						12366	13134342	12432	13234234	12498	24232313
						12367	31242111	12433	34223231	12499	33421132
						12368	24312242	12434	22313424	12500	23133222
						12369	13243322	12435	12342421		
						12370	23243223	12436	33422124		
						12371	32334442	12437	33443112		



Dave McOmie  
cordially invites you to...

## PENETRATION PARTY 2004

Dave is on the road again, throwing three PenParties this Spring in three metro areas, Detroit, San Francisco and Chicago.

**April 10 & 11**  
Metro-Anchor Safe  
2637 E. 8 Mile Rd.  
Warren, MI 48091

**April 24 & 25**  
Security Safe  
1753 Addison Way  
Hayward, CA 94544

**May 1 & 2**  
Corporate Safe (CSS)  
14800 S. McKinley  
Posen, IL 60469



— Make Your Reservation Now! —

Contact  
**The National Safeman's Organization™**  
for pricing and an application  
**630-837-2044**

# Work Wear

NEW!

LOOK!

AMAZING!

BY RON DOYLE

**W**hat can help your company make a memorable first impression, give your customers an added sense of security and motivate your employees to take greater pride in what they do? Work wear!

According to current statistics, more than 32 million U.S. employees wear company clothing to work each day. And, interestingly enough, the majority of these employees work for small businesses. By providing small businesses with the ability to present a consistent, polished and professional image, work wear offers the small business an important “competitive edge.”


According to an old saying, “You never get a second chance to make a first impression.” Nowhere is this more applicable than in business situations. By outfitting your employees in company clothing, your small business can make a big impression. In addition to enhancing your competitive credibility, work wear can be customized with employee names and company logos, providing you with the ability to promote customer identification while communicating a personable, friendly attitude. And, in the home service sector, customer safety and security remains an issue of concern. Provide your service

staff with work wear and reassure your customers that they’ve hired a true professional to do the job.

Here’s something else to consider: A recent study published by the Journal of Marketing Services indicates that “uniformed” employees are perceived by customers as being more “legitimate” and highly qualified. In addition, the study suggests that employees who wear company clothing are naturally motivated to take greater pride in their company and show greater pride in their work.

Concerned about costs? Keep in mind that the employee uniforms don’t have to be elaborate. A poplin shirt, embroidered polo or screen printed “T” can look polished, professional and nothing less than terrific, especially when combined with a matching cap or pair of stylish, pleated work pants.

Work wear can also be offered to employees as a “fringe benefit.” Employers who have implemented this idea have found that they often have an edge over their competition when it comes to recruiting and retaining the best employees, as the “perk” of being supplied with company clothing is very appealing.



Other companies use clothing incentives as a substitute for taxable wages—a compensation strategy that can lead to measurable savings in payroll (FICA) taxes. And for most small businesses, the purchase of employee clothing is completely tax-deductible.

What should you know before you buy work wear? First remember that your purchase is an investment, not an expense. A polished, professional image, after all, just might translate into more satisfied, loyal customers and, in the long run, bigger and better sales! With this in mind, make sure that the work wear you buy is durable. Invest in clothing that will hold up—even under the most extreme circumstances—and still provide your employees with a great look and a lot of long-lasting wear.

Second, don’t settle for a limited selection of colors, sizes or styles. “One size” does not fit all! Look for a reputable and well-established company that will offer you a wide variety of looks and extended sizes to choose from.

Third, consider how the clothing you buy will be worn and used. Make sure that your selections are appropriate for and designed to fit your employees’ true needs. In addition to appearance, think comfort, function and protection.

Fourth, make sure that you won’t get stuck with company clothing you’re not completely happy with. Look for a company that offers a 100% satisfaction guarantee, even on personalized items. If you don’t have a company logo or would like to update your existing one, make sure you find a supplier that can create a custom design just for you.

Finally, purchase your company’s work wear from a company that specializes in servicing smaller businesses. Otherwise, you might end up paying higher prices on lower quantity orders.

For more information on a WorkWear line, call 888-228-6327. **FWL**

# BUSINESS BRIEFS

## **New Homepage for Zero International**

Zero International has unveiled a dynamic new look for its cyber-home at [www.zerointernational.com](http://www.zerointernational.com). Visitors to the new website will now have the opportunity to pursue highlights of the major families of Zero products with direct links to corresponding pages of Zero's online catalog. In addition to renowned Sealing Systems for Doors and Windows, product lines represented on the site include specialty rubber extrusions available from subsidiary Ind-Ex, Inc., and a new section highlighting Zero's extensive fire stopping capabilities.

For more information contact: Zero International at: 800-635-5335 or 718-585-3230; fax: 800-851-0000 or 718-292-2243; email: [Zero@zerointernational.com](mailto:Zero@zerointernational.com); website: [www.zerointernational.com](http://www.zerointernational.com).

## **Master Lock Safety Series Catalog**

Master Lock is offering a free copy of its lockout/tagout product catalog. Safety Series™ from Master Lock is a full line of innovative and easy-to-use lockout products. Featuring rotating gate valve lockouts and electrical plug lockouts, adjustable cable lockouts, modular lockout kits, snap-on safety hasps, lockout wall stations, identification tags and labels and more.

To obtain a Safety Series™ catalog call Master Lock at 800-308-9242 or visit the website at [www.masterlock.com](http://www.masterlock.com). Inquiries should be sent to Commercial Safety & Security Department, Master Lock Company, P.O. Box 927, Oak Creek, WI 53154.

## **Baldwin, Weiser Bought by Black & Decker**

Baldwin Hardware and Weiser Locks have been acquired by Black & Decker from Masco Corporation. The two businesses will be part of Black & Decker's Hardware and Home Improvement Group, which also includes Kwikset and Price Pfister.

## **Aaron Gallegos Securitron Field Tech Representative**

Securitron Magnalock Corporation is pleased to announce the return of Aaron Gallegos to the company. Aaron fills a newly developed position of "Field Tech Representative."



In this capacity, Aaron will be responsible for in field training of

integrators, installers and dealers. He is developing a class specifically for hands on installing and trouble shooting Securitron products, and will be offering it at locations throughout the United States.

## **HES, Inc. Announces New Package Design**

HES, Inc., a leading manufacturer of electric strikes, is introducing new packaging with the introduction of the 4500 electric strike. The 4500 series is the first of the new HES packaging designs to be introduced in fall 2003, to follow are the 1006, 4500, 5000, 7000, and



9000 series. Each package features its own unique color-coding and original icons indicating burglary or fire rating, type of lock used with the electric strike, BHMA grade number, field selectability, and necessary components. The sleeveless design provides an overall clean and easily identifiable product.

## **Long Island Alarm Association**

The Long Island Alarm Association (LIAA) will be a Premier Sponsor of the upcoming Security & Systems Solutions Expo scheduled for June 2&3, 2004 at the Jacob Javits


Convention Center in New York. The Security Systems Solutions Expo will concentrate on technology areas such as: CCTV, electronic access control, perimeter protection, video systems & surveillance, systems monitoring, identification products and professional security services.

## **DORMA Hires Theaker as Regional Vice President**

Ken W. Theaker has joined DORMA Architectural Hardware as Regional Vice President, Sales-West. He will be responsible for working with DORMA's sales team to expand the company's sales and market penetration in the Western United States.

Theaker has more than 25 years of sales and marketing experience in the building products industry. He gained most of his experience in various positions within the IR Group, most recently as manager of IR's SSC operation in Dallas, Texas marketing 11 product lines in Texas, Arkansas and Oklahoma.

## **New Location for AeroLock**

Aero Lock has moved. The company is now located at 4570 Raleigh-LaGrange Rd. #2, Memphis, TN 38128. The company can be reached by phone at (901) 266-4000 or by fax at (901) 266-4141. The company's web site is still the same, [www.aerolock.com](http://www.aerolock.com). 

# 2000

# Indian Chief



by John Blankenship

**1. This new version of the vintage Indian motorcycle is very easy to originate a key for. The ignition lock is located on the right side below the front of the seat. It is the only lock on the motorcycle.**




**2. The ignition lock is secured in the mounting plate by a bezel nut. I used a large pair of vice-grips padded with a rag to unscrew it so I could pull the lock out from the back. This is an easy lock to impression if you don't want to disassemble it.**

**3. There is a poke hole directly over the retaining wafer in the locked position; there is no need to pick the lock. Use a punch to depress it and pull the plug out the front. I used a hook tool in the keyway to pull it out. Not shown is the adjusting nut and lock washer that I removed. The adjusting nut is screwed back on to a position where the front of the lock will protrude the correct distance from the front of the mounting plate.**

**Warning: There are two wires connected to the back of the switch and one of them is hot. They prevent the lock from being pulled out very far and there is not much clearance between the terminals and the metal parts that surround them. It is easy to cause sparks so it would be a good idea to either disconnect the battery or wrap electrical tape around the back of the switch.**





4. The lock contains five wafer tumblers and a crescent retainer. A Y11 blank inserted into the keyway shows that the cuts are 42224. Code cut a Y11 with cuts of 42224 to obtain a working key.



5. The original key has the code, PK594, stamped on it. Pollack Boston USA is stamped on the other side.

Codes: PK500-PK999

Blank: Ilco 01122 (Y11), Curtis Y11, Silca YA4

Spacing: 1=.125, 2=.220, 3=.315, 4=.410, 5=.505

Depths: 1=.250, 2=.230, 3=.210, 4=.190, 5=.170

Card Number: C55

DSD Number: 70

ITL Number: 479

Curtis: KA-1 cam & KA-1 carriage

TNL

## Jake Jakubowski's

### How To Jump Start Your Locksmith Business

— or —

### Ten Ways To Increase Your Shekel Intake!

Buy It In The Online Store  
TheNationalLocksmith.com

ONLY \$19.95

Send me "How To Jump Start Your Locksmith Business or, Ten Ways To Increase Your Shekel Intake!" \$19.95 (US add \$8 s/h, Foreign, Canada add \$20 s/h, US Funds) **CD-ROM ONLY.**

I've enclosed a check or money order for \$ \_\_\_\_\_ or Charge my  VISA  MasterCard  Discover  American Express

Credit Card # \_\_\_\_\_

Expiration Date \_\_\_\_\_

Signature \_\_\_\_\_

Your Name \_\_\_\_\_

Shop Name \_\_\_\_\_

Address (no P.O. Boxes) \_\_\_\_\_

City \_\_\_\_\_

State \_\_\_\_\_ Zip \_\_\_\_\_

Phone \_\_\_\_\_

Mail Order & Payment to... **OID 11/02**  
The National Locksmith • P.O. Box 77-97592 • Chicago, IL 60678-7592

Anyone who's ever read anything that **Jake Jakubowski** has written is familiar with his style...  
A little bit of humor, a little bit of "down home" wisdom and a whole lot of chutzpah.  
**"How To Jump Start Your Locksmith Business or, Ten Ways To Increase Your Shekel Intake"** is just as witty, wry and pointed as everything else he has written.  
From the first chapter: **"Take This Job and..."** to chapter ten: **"A Profit Without Accounting, Ain't!"** Jake covers everything from the decision to leave your regular job, to gettin' started and using the "big boys" (**Chapter #4: Consortin' With The Enemy!**) to increase your shekel intake. There's a chapter on marketing, one on making your sales sizzle, and another on how to call your shots, one on how to lock in bidness and much more.  
There's something in this book for the newbie, the seasoned 'smith and the person that's dreaming of the day when they can go out on their own.  
**"How To Jump Start Your Locksmith Business"** is vintage Jake. His advice on making money, building your business and customer relations is timeless...  
At \$19.95, this CD version of Jake's newest book makes it one you can't afford to be without!

# TheNationalLocksmith.com

Technical forums, chat, online store, plus  
visit our sponsors...

## WEB REVIEW

### RS2 Technologies

<http://www.rs2tech.com/>

# RS2 Technologies

RS2 Technologies is a leading manufacturer of cutting edge technology access control software and hardware. RS2 Technologies is dedicated to providing superior products by drawing upon modern engineering and design techniques, while utilizing their many years of technical experience in the security industry. They offer access control and badge software, multiple controller options and AWID and HID proximity card readers. RS2 Technologies has combined exciting new applications with its state of the art hardware line to create an "out of the box" access control solution.



### A-1 Security Mfg. Corp.

**A1** IC CORE SOLUTIONS  
INSTALLATION INNOVATION  
[www.demanda1.com](http://www.demanda1.com)

### A&B Safe Corporation

**SAFE CORPORATION**  
[www.a-bsafecorp.com](http://www.a-bsafecorp.com)

### Abloy® DiskLock Pro

**ABLOY PROTEC**  
[info@abloy.ca](mailto:info@abloy.ca)

### Adrian Steel

**ADRIAN STEEL**  
[www.adriansteel.com](http://www.adriansteel.com)

### DiMark International

**DiMark** your key to quality...  
[www.dimarkinternational.com](http://www.dimarkinternational.com)

### Framon Mfg. Co.

**FRAMON MANUFACTURING COMPANY**  
[www.framon.com](http://www.framon.com)

### Herbert L. Flake Co.

**H**  
[www.hflflake.com](http://www.hflflake.com)

### Gator Tools Co.

**Gator Tools Co.**  
Come see us all - [www.usadepend.com](http://www.usadepend.com)  
[www.gatortools.com](http://www.gatortools.com)

### HPC, Inc.

**HPC**  
[www.hpcworld.com](http://www.hpcworld.com)

### Indiana Cash Drawer Co.

**INDIANA CASH DRAWER CO.**  
Any way you slice it  
it's still on top!  
[www.icdpos.com](http://www.icdpos.com)

### International Locking Devices, Ltd.

**International Locking Devices, Ltd.**  
[www.gatelock.com](http://www.gatelock.com)

### KSP

**KSP**  
[www.iccore.com](http://www.iccore.com)

### KustomKey

**QUALITY MANUFACTURED RESIDENTIAL LOCKSETS AT DISCOUNT PRICES!**  
Call Kustom Key Today! 1-800-527-6297  
[www.kustomkey.com](http://www.kustomkey.com)

### Major Manufacturing

**Major** Specialty products  
For the professional locksmith and installer  
[www.majormfg.com](http://www.majormfg.com)

### McDonald DASH Locksmith Supply

**AMERICA'S NUMBER ONE LOCKSMITH SUPPLIER**  
Orders placed before 2 PM CST shipped the same day  
[www.mcdonalddash.com](http://www.mcdonalddash.com)

### MDS, Inc.

**MDS Incorporated**  
See what you're missing  
[www.mdsincorporated.com](http://www.mdsincorporated.com)

### Midwest Wholesale

**MIDWESTWHOLESALE**  
[www.midwestwholesale.com](http://www.midwestwholesale.com)

### Monaco Lock

**SECURITRON**  
Monaco Lock stocks the full line of Securitron products  
[www.monacolock.com](http://www.monacolock.com)

### National Auto Lock Service, Inc.

**National Auto Lock Service, Inc.**...the car guys!  
[www.laserkey.com](http://www.laserkey.com)

### Omaha Wholesale Hardware

**SHOP OWN SPECIALS**  
[www.omahawh.com](http://www.omahawh.com)

### SecuraKey

**State-of-the-Art Access Control**  
**SecuraKey**  
[www.securakey.com](http://www.securakey.com)

### Securitron Magnalock

**Door Control Wizard CD from SECURITRON**  
[www.securitron.com](http://www.securitron.com)

### Select Products Ltd.

**SELECT HINGES**  
Geared To Ship In 48 Hours!  
[www.select-hinges.com](http://www.select-hinges.com)

### TekTone

**TekTone**  
A proven leader in Apartment Entry, Residential and Business Entrance since 1975.  
800-327-8486  
[www.tektone.net](http://www.tektone.net)

### Yale Security Group

**INVEST IN SECUREX**  
Yale  
[www.yalesecurity.com](http://www.yalesecurity.com)

Manufacturers and distributors... join the high profile locksmith web site and you'll be featured here!  
Call Jeff Adair (ext. 15) or Debbie Schertzing (ext. 16) for details. (630) 837-2044

Taking Industry Products for a...

# TEST DRIVE

## Lever Handle Remover

by HPC



### IN SUMMARY:

**DESCRIPTION:** A tool designed for the removal of lever lock handles when picking is not an option.

**PRICE:** \$210.00

**COMMENTS:** This tool works very well but caution must be exercised to make sure the pin depressing screws are not damaged.

**TEST DRIVE RESULTS:** I found this tool to be easy to use and the enclosed instructions very well illustrated. This tool serves a very useful purpose for those of us that can't always pick a lock but need to serve levers in the field.

### THE NEED:

Picking locks is an art that sometimes becomes mission impossible, and it seems to happen to me more often with lever locks than with knobs. I have sweat blood and tears before being able to open a door, and it seems like the hardest ones to open are those where the manager or owner is standing there watching me. Sound familiar?

I wish I could say I was world class when it came to picking locks, but to be honest I must admit picking locks is the weakest tool in my arsenal. I usually get the door open, but I sure could use some help with lever locks.

### THE TOOL:

Enter HPC with the Lever Handle Remover, model LHR-100. Designed to open lever locks without damage, the LHR-100 is a welcome addition to my toolbox.

The Lever Handle Remover is designed to quickly remove locked lever handles for servicing. It is ideal when picking the lock is not an option. You simply place the tool's hub over the lever and using a simple procedure of manipulating a few bolts and screws, you are able to remove the handle, open the door and service the lock.

### CONSTRUCTION:

The tool consists of a solid steel Main Hub, one Drive Bolt, two Holding Bolts, one aluminum Slide Post, two Small Pin Depressing Screws and two Large Pin Depression Screws. It is well

constructed and sure to provide years of service.

### INSTRUCTIONS FOR USE:

Choose the proper size pin depressing screw based on the size of the access hole in the throat of the lock. Determine which end of the slide post will allow easiest access to the lever lock handle retaining pin.

Back off the drive bolt and holding bolts before placing the hub onto the lever lock handle. Keeping the hub centered on the handle, tighten the two holding bolts equally to lock the hub onto the lever handle. Do not over tighten or you could crush the nylon tips.

Secure the drive bolt against the plug. Line up the pin depressing screw with the lever lock handle retaining pin and tighten slowly, depressing the pin. Only depress the retaining pin far enough to clear the thickness of the handle.

Slowly turn the drive bolt to begin pulling the lever handle away from the lock body, approximately  $\frac{1}{16}$ " to  $\frac{1}{8}$ ". Back off the pin depressing screw to completely clear the handle so as not to damage the screw or the lock during removal of the handle.

Continue to tighten the driver bolt until the lever handle can be removed by hand. The cylinder will either be loose within the lever handle or will remain loosely in the chassis.

Loosen the holding screws and remove the hub from the lock handle. Service the lock and replace the handle in the usual manner.

### NOTE:

The tips of the pin depressing screws are very fragile. Failure to back them off as described above will destroy the tips and may result in damage to the lock.

HPC has replacement parts for the LHR-100 available and I can almost guarantee you that you will need extra pin depressing screws until you get the hang of when to loosen them as you pull the handle off the lock body.

### PRICE:

The HPC LHR-100 Lever Handle Remover has a suggested retail price of \$210.00

### CONCLUSION:

For those who want to make quick work of lever lock removal, this is the tool for you. It works.

### ORDER INFORMATION:

The LHR-100 is available from most full line wholesale suppliers. If not contact:

**HPC Inc.**

3999 N 25th Ave

Schiller Park, IL 60176

**Phone:** 847-671-6280 or 800-323-3295

**Fax:** 847-671-6343

**Email:** [hpc@hpcworld.com](mailto:hpc@hpcworld.com)

**Website:** [www.hpcworld.com](http://www.hpcworld.com)







# Your Neighborhood Distribution Center

**Now 46 Locations**

**Visit Us Online  
IDN-INC.COM**

Corp. Hqtrs  
Grapevine, TX  
817-421-5470

Albuquerque, NM  
505-816-0100

Atlanta, GA  
404-898-8740

Buffalo, NY  
716-626-1208

Calgary, Alberta  
403-291-4844

Chicago, IL  
708-456-9600

Cincinnati, OH  
513-271-8530

Cleveland, OH  
216-335-9740

Columbus, OH  
614-436-6619

Dallas, TX  
972-664-1240

Davenport, IA  
563-391-8366

Denver, CO  
303-922-3041

Detroit, MI  
810-755-3658

Edmonton, Alberta  
780-944-0014

Fort Worth, TX  
817-284-5696

Grand Rapids, MI  
616-534-1067

Halifax, Nova Scotia  
902-468-1373

Hartford, CT  
860-296-7886

Houston, TX  
713-668-0022

Indianapolis, IN  
317-635-8100

Jacksonville, FL  
904-387-0663

Kansas City, KS  
913-599-4111

Las Vegas, NV  
702-736-4553

Livonia, MI  
734-591-1150

Los Angeles, CA  
562-463-4870

Memphis, TN  
901-795-2250

Miami, FL  
305-651-1598

Milwaukee, WI  
262-790-9750

Minneapolis, MN  
952-886-3840

Montreal, Quebec  
514-956-0248

New Orleans, LA  
504-837-7315

Norfolk, VA  
757-853-0611

Oklahoma City, OK  
405-942-8750

Omaha, NE  
402-592-1652

Orlando, FL  
407-297-7722

Ottawa, Ont.  
613-749-2172

Philadelphia, PA  
215-288-5588

Phoenix, AZ  
602-272-5300

Pittsburgh, PA  
412-771-6122

Raleigh, NC  
919-227-0007

San Antonio, TX  
210-545-3396

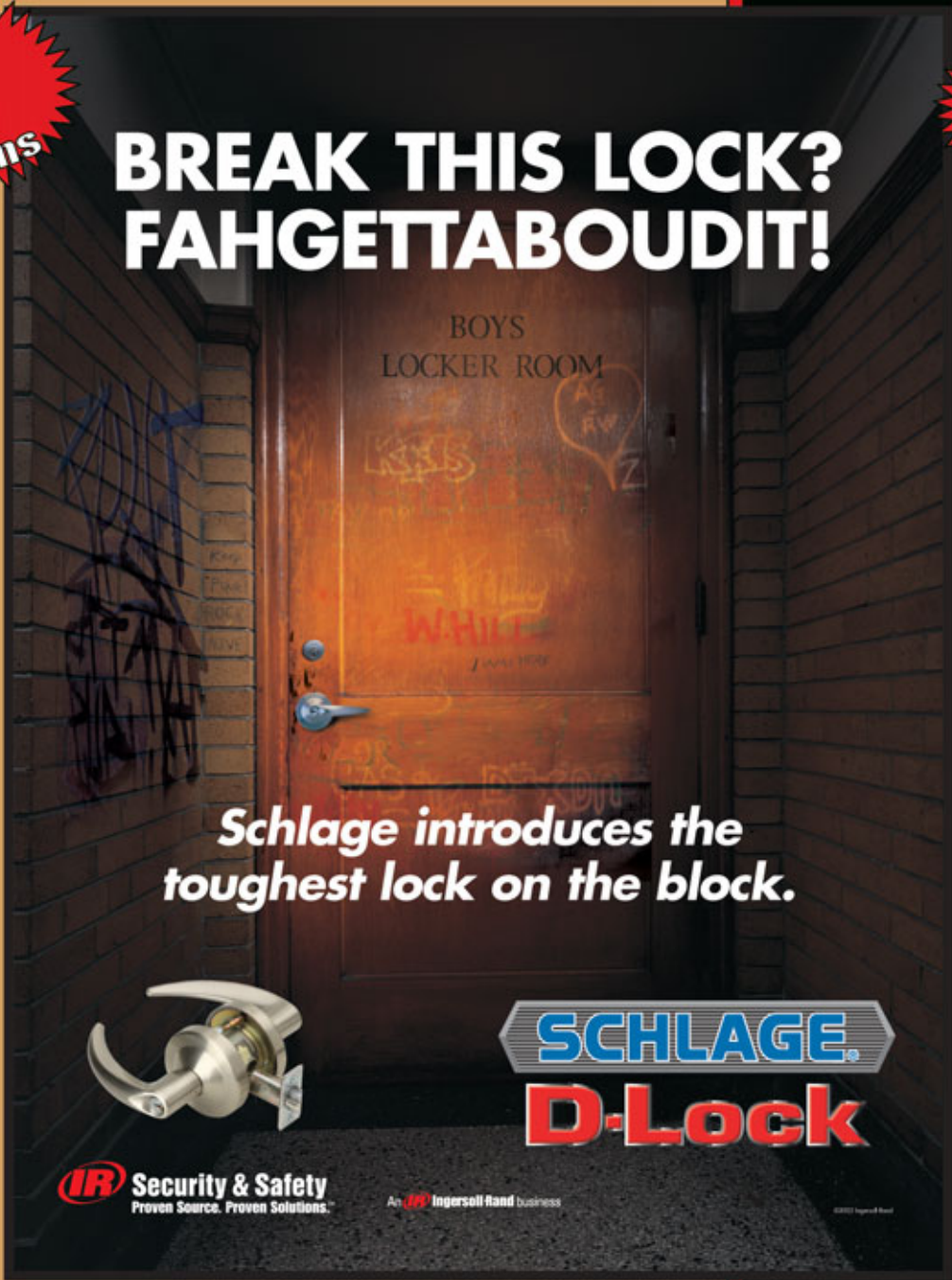
St. Louis, MO  
314-692-8391

Mattydale, NY  
315-455-9305

Tampa, FL  
813-886-8007

Toronto, Ont.  
416-248-5625

## BREAK THIS LOCK? FAHGETTABOUDIT!



*Schlage introduces the toughest lock on the block.*



**SCHLAGE**  
**D-LOCK**

**IR Security & Safety**  
Proven Source. Proven Solutions.™

An **IR** Ingersoll Rand business

©2002 Ingersoll Rand

**NEW LOCATION  
Tucson, AZ  
520-322-5625**

Vancouver, B.C.  
604-253-0017

**CCTV • SAFES • DOOR HARDWARE • ACCESS CONTROL  
SECURITY PRODUCTS • LOCKSMITHING TOOLS**

Circle 331 on Rapid Reply

# THE CHOICE!

For Professional & Accurate Pinning



The Worlds Most Advanced  
Pinning Systems

PROVIDING THE SECURITY WORLD WITH QUALITY  
Lock Tumbler Pins, Repinning Kits, Security Tools

700 Emmett St., Bristol CT 06010 U.S.A. 1-800-243-8242 FAX 1-860-583-7838  
Website: [www.labpins.com](http://www.labpins.com) E-Mail: [labpins@labpins.com](mailto:labpins@labpins.com)

Circle 343 on Rapid Reply