

# The National Locksmith®

July 2005  
Volume 76  
No. 7  
\$7.00


Shop the online store!  
[TheNationalLocksmith.com](http://TheNationalLocksmith.com)

A vibrant photograph of the Chicago skyline and Lake Michigan waterfront. The Willis Tower (formerly Sears Tower) stands prominently on the right, with other skyscrapers like the Aon Center and the Trump World Center visible. In the foreground, a large Ferris wheel (the Chicago Wheel) is partially visible on the right. Several large white ferries are docked at the lakefront, and a blue-roofed building is in the middle ground. The sky is a clear, bright blue.

WELCOME TO OUR TOWN...  
**SWEET HOME CHICAGO**  
**ALOA Convention & Security Expo**



**On The Cover...**



As host of the 49th annual ALOA Convention, Rosemont, IL will be bustling with locksmiths taking educational classes and exploring manufacturers new product offerings. With any luck, some may also get in a Cubs or Sox game, hear some Chicago blues or stroll the Magnificent Mile.

**Publisher** ..... Marc Goldberg  
**Editor** ..... Greg Mango  
**Art Director** ..... Jim Darow  
**Technical Editor** ..... Jake Jakubowski  
**Senior Writers**  
 Sal Dulcamaro CML, Michael Hyde,  
 Dale Libby CMS, Dave McOmie, Sara Probasco,  
 Robert Sieveking  
**Contributing Writers**  
 John Blankenship, Tony Blass,  
 Ron & Chris Curry, Mark Daniel,  
 Richard Allen Dickey, Ken Holmlund,  
 Tom Lynch, Tom Mazzone, Randy Mize,  
 Bill Phillips, Tom Seroogy, Steve Young  
**Director of Sales & Marketing** ..... Jeff Adair  
**Advertising Account Manager** ..... Debbie Schertzing  
**Accounting Manager** ..... Sheila Campo  
**Production Assistants** ..... Dave Krofel, Joseph Bonus  
**Administrative Assistants** ..... LaVerne Schertzing, Chandra Smith  
**Shipping Manager** ..... Allan Galvez

**National Publishing Company**  
 The National Locksmith® ISSN #0364-3719 is published monthly by the National Publishing Co., 1533 Burgundy Parkway, Streamwood, Illinois 60107-1861. Periodicals postage paid at Bartlett, Illinois 60107 and additional mailing offices USPS 040110. Subscriptions \$46.00 per year in the USA; \$58.00 per year in Canada; \$72.00 in all other countries. Single copies \$7.00 each. Postmaster, please send change of address to National Publishing Co., 1533 Burgundy Parkway, Streamwood, Illinois 60107-1861.  
 ©2005 by the National Publishing Company. All rights reserved. Printed in the U.S.A.



(630) 837-2044 • Fax: (630) 837-1210  
 E-Mail: natlock@aol.com  
 See us on the World-Wide Web:  
[www.TheNationalLocksmith.com](http://www.TheNationalLocksmith.com)

# CONTENTS

The National Locksmith®

July 2005 • Vol. 76, No. 7

## FEATURES

- 10** **Showstoppers**
- 32** **HPC, Inc.**
- 38** **2004 Toyota Solara**
- 48** **Car Opening**
- 58** **Master Lock & American Lock**
- 66** **BD Laser**
- 72** **Safer Harbor With E-Plex 5000**
- 80** **LG Basic Keypad Retrofit**
- 88** **Impressioning Pin-Tumbler Locks**
- 92** **2002 Mountaineer**
- 112** **Wood Flush Bolt Installation**
- 122** **Pet Peeves**
- 130** **Master, Part 2 (Combination Lock)**
- 154** **2004 Honda VTX1300**
- 165** **TheNationalLocksmith.com**

## DEPARTMENTS

- 5** **Commentary**
- 6** **Mango's Message**
- 8** **Letters**
- 50** **Biz Wiz**
- 74** **Beginner's Corner**
- 78** **The Lighter Side**
- 102** **Technitips**
- 128** **Business Briefs**
- 160** **Thru The Keyhole**
- 166** **Test Drive**



# RESTORE KEY CONTROL A-Q AND MAINTAIN YOUR CURRENT KEY SYSTEM EVEN IN THE BEST INSTITUTIONS.

## DORMITORY KEY CONTROL RESTORED.

Cho/Ce Plus IC Cores easily integrate into any existing key system using A-Q keyways. Conveniently restore key control over time or all at once using the same bitting.

## ADMINISTRATION BUILDING SECURITY UPGRADED.

Cho/Ce Plus Keys operate A-Q keyways in an existing system – but original keys will not operate Cho/Ce Plus A-Q key control IC cores.

## STUDENT UNION MAINTAINS KEY SYSTEM.

Cho/Ce Plus IC Cores pin the same as existing A-Q IC cores providing convenient and effective key control restoration within any facility.

*There's only one patented interchangeable core that integrates with existing key systems having A through Q keyways, upgrades security and affords authorized key control – The Choice Plus interchangeable core system. Choice Plus offers convenience and security, making even the best key system better!*

*Choice Plus is available in 6 and 7 pin cores, standard or drill resistant. Choose from a variety of keyways – Competitive keyways A-Q, Arrow 1C and 1D, or consult Arrow for restricted keyways. Convenience, security and key control – There's only one choice!*

*Choice Plus Interchangeable Cores and other Arrow products are available through your Authorized Arrow Service Center. Contact Arrow Lock for the one nearest you.*

ARROW  
**CHOICE**  
Interchangeable Core System



**ARROW**  
LOCK & DOOR HARDWARE

325 Duffy Avenue, Hicksville, New York 11801  
Phone 516.704.2700 • Fax 877.228.6480  
www.arrowlock.com

Aim higher



# COMMENTARY



## Greg's Handle The Saga Begins...

If you have not been a regular reader of *The National Locksmith* since November of 2000, then you will not remember the saga of Greg's Hole. This was the story of a simple hole which needed to be angle bored through the foundation wall of our building in order to bury our phone line. The phone line needed to be buried because it had been cut as part of a burglary attempt that year.



**Greg sits in his hole at Christmas.**

Sort of embarrassing that a locksmith magazine gets burglarized. But hey, Editor Greg Mango is a whiz with a drill, having been a real live safe man in his misspent youth. So Greg offered, as you will recall from our earlier coverage, to drill that simple hole in the wall, which would allow the phone company to fill in a large hole THEY had dug outside the building.



**Finally ready.**

Week after week, I would ask Greg if he brought in the drill. Week after week, he would tell me he needed a special bit. Week after week turned into month after month, and before long I could feel the pain of all your spouses who are still waiting for you to fix something in your own home...like you do every day for your customers.

That is why I shuddered when Art Director Jim Darow came to me



**Greg's cracked handle.**

and reported a broken safe handle on our media safe. This is an important safe to us. We store computer archives of all our magazines on it...including such treasured photos as the original pictures of Greg's Hole...see photos this page. We cannot risk a problem with this safe.

But who do we call when in a jam with a safe? Greg? We're five years older now. Do we still have the stamina for months of nagging? Who do you call? Safebusters?! That's Dale Libby's company. Dale could help us out. But hmmm, Dale might want payment...as in actual money. And if he doesn't, he'll at least hold this over my head for years to come...much like he did when he freed my small child from our locked vehicle. (It wasn't MY fault Dale came out at 6 a.m. wearing fuzzy slippers!)

Right now I can't tell you how soon Greg's Handle will be fixed. When he said he would fix it for me I reminded him about the hole. Five minutes later he was at my door to tell me that he had ordered the part.

Will that part sit on his desk for months just like that drill bit did? Will Dale Libby have to rescue me and fix Greg's Handle? Will Dale show up in fuzzy, pink slippers demanding Locksmith Wampum in trade for his assistance? Will I still be writing about Greg's Handle until the December issue in order to use the headline "Ho Ho Handle"?

For answers to these and other questions, stay tuned to *The National Locksmith*.

*Marc Goldberg*



**Have questions? Want free technical help?  
Free Locksmith Forums!**

[www.TheNationalLocksmith.com](http://www.TheNationalLocksmith.com)

**Marc Goldberg**  
Publisher



# Mango's Message

## Locksmith Fraud & Deception—Expands

When I first wrote about the company “Chicago Locks Smiths 24 Hour” (May, 2005) fraudulently posing as a locksmith business illegally using existing business addresses in Yellow Pages listings under various company names in Illinois, no one knew at the time just how far reaching this practice had extended. Initially it was a dozen locations that were all traced back to the parent company “Priceline Locksmith Inc.,” in the Bronx, NY. After further investigation, it has been learned that this practice extends into the thousands throughout the country, primarily concentrated in the major metropolitan areas. And, even more than just illegal address listings has been uncovered.

It appears that the practice of illegal address listing, service bait & switching, intimidation, on-line information and 411 information monopolization, counterfeit and stolen locksmith license numbers, and even malpractice by a major telephone provider are all under investigation. These are allegations that the state of Illinois is taking very seriously, causing the Chicago Department of Consumer Services to file fraud charges against Priceline Locksmith Inc. As a result of recent findings, this case may eventually reach the Federal level.

Oak Lawn, IL locksmith Mike Bronzell, owner of *All Hour Lock & Key* and vice president of *Illinois Indiana Locksmith Association*, has been a tremendous source of information regarding this story. Conveying that his business has been dramatically affected by the practices of this organization, he has been actively involved with almost every facet of this story.

In recent investigations it was reported that some of these companies in question are using counterfeit locksmith license numbers and stolen locksmith license numbers in Yellow Pages ads and on vehicles. One Villa Park, IL locksmith found that his locksmith license number was illegally used in 76 SBC on-line Yellow Pages listings ([www.SMARTpages.com](http://www.SMARTpages.com)) that weren't his. Between SBC on-line SMARTpages.com and Verizon SUPERpages.com, thousands of fraudulent address listings blanketing several major metropolitan areas have been discovered, dominating the top tier of locksmith service listings, making it almost impossible for the legitimate single listed locksmith business to get referred. Current information indicates that all these fraudulent listings were placed by Priceline Locksmith Inc. and a second company involved in the same practices, USA Locksmith from New Jersey.

This is where the 411 monopolization comes into play. With fewer and fewer people using the printed Yellow Pages

for information and more and more people using on-line (web based) Yellow Pages and 411 for information, it is almost guaranteed that they will get either a Priceline or USA locksmith affiliated company listed under any number of names and addresses. One investigator on this case called 411 for a locksmith referral from several different cell phone services and was given a Priceline number every time.

The web of scam activity by these companies has become so big and twisted, that we still don't know the true scope of it. We do know, however, that it doesn't stop here. We have learned that these same companies are applying the identical MO practices in the carpet cleaning business, florist services and possibly more.


Since the initial exposure of this case we now know what a profound impact these illegitimate companies have had on several locksmith businesses. In some instances it's been quite dramatic. In recent years lockout service has virtually dried up for some or reduced to a trickle for others. All the while no one really knew why...now we do.

This case first broke in the Chicago area, but I would encourage everyone to examine their local Yellow Pages, [www.SUPERpages.com](http://www.SUPERpages.com) and [www.SMARTpages.com](http://www.SMARTpages.com) to see if these same practices are present in your area. I think you will be surprised at what you find.

I'll present more information on this case as the events unfold. **TNL**



**Greg Mango**  
Editor







IT'S YOUR TRANSPORTATION, OFFICE,  
**AND LUNCHROOM.**  
YOUR INSURANCE COMPANY SHOULD BE  
**JUST AS VERSATILE.**

Get commercial vehicle protection from Allstate.

We know just how important your vehicle is to your business and the many roles it plays. That's why your local Allstate agent offers a wide range of insurance

products for your small business, including commercial auto insurance. All designed to help keep your business rolling along. **Are you in Good Hands®?**

**1-800-859-0247**  
CALL NOW TO LOCATE YOUR  
NEARBY ALLSTATE AGENT.



**Allstate.**  
You're in good hands.



Subject to availability and qualifications. Allstate Insurance Company and Allstate Indemnity Company, Northbrook, IL. Allstate County Mutual Insurance Company, Irving, TX. Allstate New Jersey Insurance Company, Bridgewater, NJ. The "Cupped Hands" logo is a registered service mark and "Our Stand" is a service mark of Allstate Insurance Company. © 2005 Allstate Insurance Company, Northbrook, IL.

Circle 207 on Rapid Reply





# LETTERS

## Shots Fired at Locksmith

This is a letter to caution all locksmiths that do lockouts. On the evening of April 12 my brother Ron Riedesel was called by the local sheriff's department to assist them with television repossession. They needed him to unlock the door of an apartment to serve the warrant and repossess the TV. As he proceeded to unlock the door he turned to his left to grab a screwdriver and heard a gunshot. The deputy behind him pushed him down to the ground and then returned fire through the closed door. My brother then proceeded to crawl down the steps and out the front door. After getting out the front door he ran to a tree nearby and called 911. After the call a bystander told my brother that he was bleeding. He had been shot with a deer slug. His wounds consisted of three holes in his upper arm and three holes in his back, about one inch from his spine. If he hadn't turned when he did it would have been a disaster. It has been over a year since the shooting and he is still in pain.

The following story was printed in the Sioux City Journal about the event:

*Woodbury county sheriff's deputies fired on a man late Monday at a Sioux City residence after he allegedly shot a locksmith accompanying the deputies.*

*The deputies were serving civil papers and entering the upstairs apartment of 1326 Jennings St. when they were fired upon shortly after 9 PM, said Lt. Mick Lefler of the Sioux City Police Department.*

*The deputies returned fire, hitting the alleged gunman.*



*"We heard a lot of arguing before that," said Michaela Robinson, a neighbor. "Then we heard three or four gunshots.*

*Sioux City police and emergency personnel from Siouxland Paramedics immediately responded. Initially the call went out as an officer down.*

*Upon arrival at the scene, paramedics found the locksmith sitting outside the duplex where police officers had already bandaged his shoulder area. He was alert, talking and smiling at times.*

*The alleged gunman was handcuffed and brought out of the duplex on a stretcher. He, too, was alert.*

*Both parties were transported to a Sioux City hospital. Lefler said their injuries did not appear to be life threatening.*

*At a brief press conference held about an hour after the incident, Lefler declined to release more details. Authorities on the scene were waiting for a search warrant to seize evidence in the residence.*

*Personnel with the Iowa Division of Criminal Investigation were also on the scene.*

*Sheriff's deputies serve papers throughout the county regarding legal and civil matters, including arrest warrants, subpoenas and eviction notices.*

To all of you out there unlocking doors, just remember that if you don't know who or what's on the other side, ask some questions. If you are still unsure or things just don't feel right, don't do it. The money made from a lockout just isn't enough to cover the cost of getting seriously hurt or even killed.

John Riedesel  
Iowa

TNL



E-mail Your Views:  
natlock@aol.com

Please include your first and last name.

### The National Locksmith

1533 Burgundy Parkway  
Streamwood, IL 60107  
Attn: Editor

The National Locksmith is interested in your views. We do reserve the right to edit for clarity and length.



# ~~Last~~ One More Chance for Free Money!

Receive a VISA Gift Card worth anywhere from \$50.00 to \$500.00! To be eligible, simply purchase and install the MS® Maglock before August 31, 2005. It's that simple. Just visit our Web site, [www.adamsrite.com/visa1](http://www.adamsrite.com/visa1) for easy terms and conditions of this special offer.

In addition to the cash, you and your customers will really appreciate the advantages of the MS Maglock. It's one of the smallest, lightest yet strongest maglocks on the market, and our customers are raving about it.

*"We currently have Locknetics products in inventory. Once it is gone we will be purchasing the Adams Rite MS1500 Maglock as our standard inventory."*

Bob B., Hardware Buyer

*"Its strength and small size means it will fit most of my applications. Love the installation templates, and thanks for sending my VISA card so promptly."*

Jeff H., Installer

*"We are very impressed with this lock and the hospital is too. We will be using these locks much more in the future."*

Rich R., Security Company President



**ADAMS RITE**  
MANUFACTURING CO.

[www.adamsrite.com/visa2](http://www.adamsrite.com/visa2)





# SHOWSTOPPERS



## AUTOMOTIVE PRODUCTS & TOOLS

### Able Locksmiths U1 Kit

The U1 KIT from Able Locksmith will remove all Ford Focus locks without a sidebar, all flush mount Ford ignitions, and all Chrysler 8 cut ignitions. The kit contains four sets of instructions, force tool, drill blocks, picks, three sets of arbors and drill guides, turn wrench tool, so that sidebar locks can be assembled and update kit for Chrysler. A few of the cars that can be serviced by this kit are the Mercury Mountaineer, Ford Thunderbird, Lincoln Mark VIII, Lincoln LS, Ford Escape and Mazda Tribute.



According to the manufacturer, the U1 Adapter kit can pick virtually all Chrysler, Dodge, Jeep and

8 cut ignitions, in less than 5 minutes with no damage to lock.

### Adrian Van Interiors

Adrian Steel Company has van interiors specifically designed for the security industry. Adrian's trade specific packages are designed to make the most of the work and storage space within your full size or mini van. Each trade package comes complete with ample shelving, cabinets, and a partition.



### BigEasy Lock Out Kit for Locksmith Professionals

Over the last 6-years Steck Manufacturing's BigEasy Lockout Tool is one tool that is quickly becoming the tool of choice for locksmiths. As a result, Steck Manufacturing has released a new BigEasy kit to the



locksmith. It is simple to use by first inserting the Easy Wedge into the top of the door to allow enough room to insert the BigEasy tool into the door opening to reach the door lock from inside the window rather than using the door panel.

The BigEasy opens doors from inside the window and reduces liability issues with traditional lockout tools, which have the potential to disable wiring systems inside the door panel.

Each kit #32911 consists of the blue BigEasy tool with a glow in the dark tip, non-marring wedge, lock knob lifter and the popular inflatable Easy Wedge. Kits are available at most supply dealers.

### Chrysler Door Locks

Lockcraft has two new door locks for Chrysler products. The first, Part DL80063, fits most 1995





through 2005 models of Concorde, LeBaron, New Yorker, Caravan, Dakota, Durango, Intrepid, Neon, Ram Charger, Spirit and Voyager. The second, Part DL80073, fits most 1998 through 2005 models of 300, Concorde, LHS, New Yorker, Town & Country, Caravan, Intrepid, Neon, Stratus, Vision and Voyager. Lockcraft ships product from its distribution center in Brownsville, Texas.

### **Strattec**

Locksmiths attending the 2005 ALOA Convention and Security Expo July 22-24 in Rosemont, Ill., will get a first-hand look at how Strattec's CODE-SEEKER™ programming tool helps them capitalize on significant opportunity - and generate substantial profits - in the automotive industry.

Strattec's booth, No. 723, will showcase an actual 2005 Jeep® Wrangler. Visitors to the booth will have the opportunity to program the jeep's key using CODE-SEEKER. In addition, the booth will feature two CODE-SEEKER simulators. Both the JEEP and simulators allow locksmiths to get a sense for CODE-SEEKER's ease of use and adaptability on



the job. Locksmiths can also try out Sttatec's QUICK-CODE™ transponder cloning tool.

What's more, those who purchase a CODE-SEEKER at the show will receive \$400 worth of automotive keys and a premium gift. Current CODE-SEEKER owners who visit the booth will also receive a free gift at the show.

### **DOOR HARDWARE**

#### **Adams Rite Non-Handed Deadlatch**

The non-handed 4900 Series Deadlatch from Adams Rite gives maximum flexibility for locksmiths and suppliers alike. With the 4900 Series, there is only one deadlatch to order, stock or install. The full 5/8" solid brass latchbolt on the 4900 can be reversed in the field, using only a screwdriver. Mounting plate bevel can be changed for flat, left or right hand beveled doors. Both flat and radius faceplates are supplied, to cover wood, hollow steel and aluminum stile doors. Faceplates are available in Clear, Dark Bronze or Black anodized finishes.

The tube spacers can be adjusted through the front with a hex key. For tab mounting, the tube spacer bracket is screw fastened, so it can be easily removed and cleaned.



The all-metal construction of the 4900 Series includes a one-piece cast latch holdback and stainless steel auxiliary dead latch pin. Easy-glide rollers ensure smooth action of the latchbolt and latchpin. It can be operated using any standard mortise cylinder with MS cam, backsets of 1-1/8" and 1-1/2" available. The 4900 Series retrofits to any existing MS( Deadbolt or 4500-4700 Deadlatch preparations. It is also compatible with all Adams Rite paddles, handles, latch pulls and entry trim.

#### **ARROW HE Series**

ARROW brings strength, durability and elegance to the residential security market with the introduction of the HE-Series designer entrance handle set. The sleek lockset is constructed from solid forged brass, features a lifetime mechanical and finish warranty, and includes the Arrow E Series security deadbolt with a one-inch



throw. The single cylinder lockset features a 2-3/8" backset, non-handed design in US3 polished brass or 26D finish. The HE Series is easy to install and fits doors 1-3/8" to 1-3/4" thick.

#### **ASSA CLIQ Technology**

ASSA is introducing electro-mechanical lock cylinders that use what they call "CLIQ" technology. Electronic access control

with time restricted access and audit capability will be possible with the mere switching out of the lock cylinder itself. There will be no need to replace the existing (strictly mechanical) door hardware with new electronically enhanced door hardware, because the electronics will be completely contained within the keys and lock cylinder plugs.



Door preps do not need to be modified to accommodate the additional mounting holes generally required by electronically enhanced locksets and there is no need to patch or cover holes in doors where electronic locks are removed and then re-drill the new doors that will take those locks. Locks can be converted as quickly as switching out regular mechanical lock cylinders. CLIQ is built off of the platform of the ASSA Twin mechanical lock and key system and adds electronic components to increase both the capabilities and security of the lock cylinders. Because the lock cylinder and key are still mostly mechanical, CLIQ electronics and standard mechanical Twin Pro cylinders can be integrated within a single master key system.

### **D&D Technologies Fully Adjustable Hinge**

D & D'S heavy-duty Multi-Adjust hinge has been extremely



popular, so customers asked for a smaller version to accommodate lighter weight gates. The new Tru-Close® Mini-Multi Adjust hinge line is extremely flexible for both new and retrofit installations, as models allow for up to a 2" gap. Like other D&D Technologies' gate hardware products, the hinges are injection-molded glass fiber reinforced polymer, so they won't rust or stain.

The Mini-Multi Adjust is a versatile hinge that fits vinyl, ornamental iron, and aluminum or wood gates. The L-shaped mounting brackets provide 2-faced fixing strength and ease of installation for vinyl gates. There is also a Mini-Multi Round hinge, designed for chain link.

Some models of the new hinge feature a longer leaf that can fit gate gaps of up to 2", and allow for horizontal slot adjustment of up to 1-1/2" and vertical adjustment of up to 3/4". The Mini-Multi Adjust hinge is designed to fit lighter gates up to 55 lb., while the original Tru-Close® Multi-Adjust can accommodate larger gates up to 132 lb.

### **HOPPE**


The HOPPE HLS9000 Multi-point Locking Door System offers added security, tighter weather seals, smoother operation and protection against warp age and twisting in fine wooden patio and entry doors.

It is available in eleven different and unique versions. Stainless steel has excellent corrosion resistance in natural atmospheric conditions that prevents pitting and staining. The HLS9000 line features a stainless steel deadbolt that is stronger than traditional deadbolts, a misshandling device that prevents accidental locking point engagement as well as full size screw supports that help control possible bending of the gear.



### **Kaba's Simplex 1000 Series Anti Spy Shield**

Simplex mechanical pushbutton locks are a perfect choice for controlling access between public and private areas. The Simplex 1000 Series design comes standard with a recessed button area to inhibit outsiders from viewing authorized code entry. For areas that are particularly susceptible to unauthorized surveillance, a new Anti-Spy Shield (part number 201600-19-41) is now available.



**Continued on page 14**



**Introducing The MVP SYSTEM  
Multi Vehicle Programmer**



Includes 5 FREE Tokens

**Explore New Automotive Service Opportunities**

- **PAY-AS-YOU-GO** Transponder Key Programming
- **AFFORDABLE** Transponder Key Programming
- **NO UPDATES** to purchase ever!
- **DOWNLOAD** "Key Tokens" from the internet

Been thinking about expanding your auto locksmithing business?

Now is the time!

Get started today for Just \$1,299.00

CALL TODAY FOR MORE DETAILS



**ALOA Special**  
5 FREE H72PT Keys with MVP Purchase



Iico or Strattec

**ELECTRONIC CODELOCK No. CL5010**

Key Bypass/Passage Mode, Code Passage Mode, One 4-5-6 Digit Master Code, Ninety 4-5-6 User Codes, Single Use Code,

Remote Release, Fire Alarm Release, 500,000 Operations on 4 AA 2850mAh Batteries, UNIQUE LOW POWER PIEZO ACTUATOR. Non-handed.

2-3/4" BS Latchbolt Standard, (2-3/8" optional) **Finishes:** SS Stainless Steel; PB Polished Brass; Black Chrome



**\$216**



<b>NEW</b> 				
<b>D1098JD</b> John Deere 10/ 48¢ ea. 50/ 42¢ ea.	<b>E1098JD</b> John Deere 10/ 38¢ ea. 50/ 32¢ ea.	<b>1637</b> Sentry Safe 10/ 34¢ ea. 50/ 29¢ ea.	<b>X273</b> Suzuki Cycle 10/ 52¢ ea. 50/ 45¢ ea.	<b>SUB-120</b> 05 Subaru Trans \$21.89 ea. 5/ \$19.89 ea.

**TET ZODIAC KEYS** Similar Savings on All Groovy Keys

New Groovy Key Patterns  
**ZODIAC KEYS**

Available KW1 and SC1  
5 per polybag - same pattern.  
\$1.59 each

These "FLIP-OVER" two sided Groovy Keys are decorated on both sides.

700 Capricorn	730 Cancer
705 Aquarius	735 Leo
710 Pisces	740 Virgo
715 Aries	745 Libra
720 Taurus	750 Scorpio
725 Gemini	755 Sagittarius

**See us at ALOA in Booth #1228**

**A-1** **SAVE**

**PS-10 \$185**

**GM Ign. Pick & Decoding**

This new combination set contains specialized tools to service many GM 10 Cut Ignitions - both Column Mounted and In-Dash. Save over \$50 when compared to individual PS3 & 4 purchase.

**Transponder Detector**

**BIANCHI USA, Inc.**

**TD-3000 \$129**

Wide Range Transponder Detector. The TD-3000 identifies the complete range of automotive transponders used today. Italy

**Over 4,000 Key Stock #'s** on our shelves - ready to ship. Auto, Cycle & Truck of all types. Cylinder, Specialty, Safe Deposit, Flat Steel, Cabinet, Motorcycle, Bit, TeamKeys™ & Groovy's

**All Strattec Automotive Stocked!**

**STRATTEC ORIGINALS**

**Narrow Stile Door Hardware**

**When you need the quality of ADAMS RITE - THINK OF US -**

**50% OFF List**

 <b>4710- Deadlatch AL</b> List \$66.00 Your Price \$33.00 Dura Price \$35.10	 <b>7100- Electric Strike</b> ANSI Rd Cor. List \$132.30 Your Price \$66.15	 <b>4590- Deadlatch Paddle</b> Push & Pull Models List \$76.40 Your Price \$38.20
---	---	---

**Popular Simplex Stocked**

1011 5000 L1011

7100 6200

900

**RCI 6 Series "All-in-One" Strike**

Fail locked or Fail unlocked - You choose in the field. Simply turn the screw on the back 180 degrees and "voila!"

All-in-one multi-voltage coil. Select the appropriate female connector and your done. 12/24 VAC/VDC - You choose!

Up to 1/4" Horizontal adjustability for proper alignment.

**Order# S6514-32D - \$78.45**

**Fingerprint Technology**

**ekeyUSA TOCA® Access Biometrics Systems**

Ekey's fingerprint technology is today's reliable and affordable solution for those everyday routines where access control, identification verification, or user authentication is required. Easy installation & programming. To enroll a member, simply swipe their finger over the reader & press a few keys on the control panel. Includes 1 reader, control panel, and power supply. 99 Users, 1 output

**Order# TOCA® Access 1 Door \$419.40**

**Command Access Energy Transfer Hinges**

The energy transfer hinge is the ideal way to pass low voltage from the hinge jam to the lockset. These ETH series hinges meet or exceed UL test procedures and are the perfect way to pass power to electric locks and exit trims etc.

4 Wire 4.5 x 4.5 x 26D - In Stock

**Order# ETH4W4545-26D \$75.00**



The new Anti-Spy Shield provides additional user privacy without obstructing the lock's use and easy one-handed operation. The shield is easy to install without additional door preparation. Its slim-line, black design blends in with any existing hardware and décor. The shield also provides an additional benefit against severe weather environments (moisture and ice formation) for outside applications.

### **Kwikset® Keyless Home Access System**

The Kwikset® Keyless Home Access System, the Powerbolt® 1000 touchpad electronic deadbolt is the latest in ultra-modern home security, simplifying and improving the home security routine for convenient, quick and carefree entry while making lost house keys a thing of the past.

- No wiring necessary; runs on 4 "AA" alkaline batteries.
- Low battery indicator light signals when replacement batteries are needed.
- Retains memory of programmed security codes during power outages.
- Easy to program, with up to over 390,000 security code combinations that can be programmed with a four- to eight-digit security code.



• Secondary security code allows temporary access for guests or service personnel

• Touch pad is uncomplicated for young children and simple for seniors to use.

• Alarm sounds after three consecutive incorrect security code attempts.

• Available finishes include Lifetime Polished Brass, Satin Nickel and soon will be available in Venetian Bronze (Q1).

### **MAG Retrofit Solutions**

MAG does not make the locks, we make them stronger.

Our complete line of retrofit solutions for today's electronic locks is now complete, from our original Door Reinforcer to the 9" and 14" one-sided remodeling plates. So, whether you are replacing an existing lockset or want to add strength and design to a new application MAG has your solutions.



### **Marks USA New Distinctive Key In Lever Locksets**

Marks USA introduces its ANSI grade 1 and 2 Survivor series key-in-lever cylindrical locksets in two distinctive lever designs. The American design has an angular return and the Crescent with a smooth rounded lever, both returning to within 1/2" of the door surface. Both



designs feature the Clutch mechanism, which prevents forced entry and damage to lock by disengaging lever from lock before damage can occur. Marks locksets feature lifetime mechanical warranty. All Survivor locksets are UL Listed for 3-hour fire rating, and satisfy all ADA requirements.

### **Medeco Residential Hardware Demand Increases**

The Medeco residential family of locks and hardware has expanded to more than six styles, four standard finishes, and includes retrofit cylinders for most existing door hardware.



Medeco's latest residential addition includes a low profile mortise cylinder and a new antique brass finish. The new low profile mortise cylinder not only creates a great look in the new Helena and Parliament models, but also serves as the perfect retrofit for Baldwin hardware. In addition to the range of finishes, the new antique brass

finish matches most manufacturers 09 finish, which is ideal for adding deadbolts to existing hardware for increased security.

Medeco's residential product line ranges in style from classic to ornate and includes the strength and high security features of its commercial door security prod-



ucts. The residential products prevent unauthorized key duplication, resist physical attack, and exceed UL437 standards.

### **Scorpion Locks**

Ease of keying and use of standard key machines for duplicating keys makes the SCORPION CX-5 a convenient, cost effective system for residential, commercial and institutional applications.

Numerous unique side-mill configurations are available to



locksmiths and institutions on a geographically controlled basis. Offering a high degree of key control, the CX-5 key blanks distribution is strictly controlled ensuring the highest level of secure key control.

Purview Door Hardware, Inc. offers a complete line of conversion high security products, including Interchangeable Core cylinders, UL 437 patented Mortise/Rim Cylinders, and UL 437 patented KIK Cylinders and deadbolts.

### **SELECT Hinges™**

Select now offers stainless steel pin & barrel continuous hinges in addition to its aluminum geared continuous hinges. Our performance-proven geared hinges have endured 18,000,000 cycles (and still counting) in ongoing testing at an independent lab. That's more cycles than most doors see in a lifetime. Exclusive Pair-Matched™ hinge



leaves, anodizing after all machining and Teflon® and graphite lifetime lubricants eliminate hinge maintenance and assure trouble-free, quiet performance. Select geared hinges reduce maintenance headaches and cost by outperforming traditional hinges in schools, offices, airports and public buildings.



## **SAFE CORPORATION**

# **LARGEST DEPOSITORIES IN THE INDUSTRY**



**WS-10**



**WS-40**



**AB-5**

800-253-1267  
 856-863-1186  
 Fax 856-863-1208

171 S. Delsea Drive  
 Glassboro, NJ 08066

## **GET FREE STUFF!**

From May 1st through December 31st 2005

For nearly half a century, HPC has been the leader in the design and production of key machines. HPC's extensive line of computerized key machines, code machines, and duplicators offer the right machine for every application. All HPC key machines are manufactured in the U.S.A. to exacting specifications, using top quality components, assuring you of the finest in key cutting equipment for years of dependable service.



With every purchase of HPC products accumulate points to redeem for Free Stuff



**T-Shirt**



**Gym Bag**



**Fleece Jacket**



**Palm Handheld**

**ALOA BONUS**  
 EARN DOUBLE POINTS FROM JULY 18<sup>TH</sup> THROUGH AUGUST 31<sup>ST</sup>

HPC, Inc.  
 3999 N. 25th Avenue  
 Schiller Park, IL 60176 USA  
[www.hpcworld.com](http://www.hpcworld.com)



visit [www.hpcworld.com/freestuff](http://www.hpcworld.com/freestuff) for details

**Key Machines**

## ELECTRONIC HARDWARE

### Aiphone Takes Strides Into Access Control

Aiphone Communications announces they have successfully embedded HID® ProxPoint® and I-CLASS™ readers into several of their more popular door stations. These “all-in-one” door sta-



tions eliminate the need to have proximity devices mounted next to the intercom at an entryway or on a stanchion. Aiphone units are compatible with both ProxPoint® and i-CLASS™ credentials.

### CompX's Access Control Electronic Lock

CompX Security Products is proud to introduce the CompX eLock. The eLock is a stand alone, access control electronic lock with a gear driven latch. Powered by four AA batteries (6 volt), the eLock can be mounted on cabinet doors and drawers, Medical carts, patient files, hospital/pharmacy refrigerators - anywhere access control is needed or required.

The eLock comes in five models: keypad, magnetic stripe, proximity reader, magnetic stripe/keypad, and proximity reader/keypad. All eLock units are compati-



ble with 12-volt door strikes. Supervisors can add and delete users at the unit or they can utilize the optional LockView™ software. All eLock units come with 250 user slots.

The Windows™ based LockView™ provides: audit trails of up to 1500 access attempts, time based restrictions, dual credential requirements, assign access rights between users/supervisors and eLocks in the database, and create user groups. Integral to the eLock is a low battery indicator and a 9-volt “jump start” battery port, which allows the user, with a valid credential, to access the eLock when the four AA batteries are exhausted.

### OSI RentalLock®

OSI Security Devices and RentalLock present the RentalLock® RL100. This system combines the industry's most sophisticated code-encryption software and proven electronics! Manufactured in America, the RL100 provides the superior features and quality that you have come to expect from OSI. RentalLock's design allows property managers, resort owners, realtors, or timeshares the ability to control access to properties without ever having to require check-in, cardkey issue, or expensive key and key-cylinder re-keying and replacement.

Users simply visit RentalLock's website and select a desired property from an array of



available properties. After selecting a property and desired dates, software generates a code that will provide access to the selected property for the dates and times desired. Upon expiration of this time period, the code re-combines and access is no longer granted to that code. It's as simple as that!

### Videx

Videx announces that CyberLock® electronic cylinders can be used in the Abus® 83 Series key-in-knob and Rock padlocks. CyberLock adds access control capabilities to Abus padlocks, allowing schedules to be set for specific people at certain times. Keys and cylinders record a history of user activity that can be downloaded for management review.



Abus 83 Series padlocks accept a CyberLock, Schlage® 6-pin type, weather-resistant cylinder. The Abus Rock, which is popular in European markets, can be retrofitted with the CyberLock weather-resistant Scandinavian oval. Both of these CyberLock cylinders have a special sealed design that prevents water and debris from entering the cylinder. These padlocks are ideal for securing transported freight, gated areas, and expensive equipment at remote sites.

No batteries or wiring are needed to install a CyberLock cylinder, as the battery in the key powers the system. Each time a CyberKey opens a padlock, a record of the user ID, date, and time is stored in both the lock and key. Keys can be programmed to limit access to certain locks at



specific days and times. In addition to padlocks, there are over 70 different types of CyberLock cylinders that can be used in doorways, cabinets, safes, and a variety of other applications.

## ELECTRONIC SECURITY

### IR Schlage Security Management System

IR Security & Safety's Electronic Control Systems (ECS) announces the release of its new IR Schlage security management software, which offers access control, digital video capture, badging, visitor management, alarm monitoring, security touring and other security applications tailored to every end user.

The new security management system meets banking data center security standards. It views, acknowledges and secures all alarms, defines an unlimited number of alarm con-



ditions, sends alarms to pre-defined workstations in order of priority, emails appropriate recipients and receives videos of alarms. The IR Schlage software supports both online and offline credentials and lets users design and edit badge layout.

Using the new software in conjunction with video systems, users are provided convenient

searchable criteria, easy distribution of video clips, and immediate retrieval of transaction or alarms and associated video clips.

Wireless systems use less hardware and install five to ten times faster. With Schlage wireless systems, it becomes extremely easy to retrofit electronic access control solutions in facilities and applications that have previously held back due to budget constraints or installation limitations. Importantly, the wireless system easily integrates into all existing access control systems and customers can continue to use their existing keys or ID credentials

### NAPCO Power Supply

Platinum Power™ from Napco Security Group is a new line of high performance power supplies and power accessories for burglary, fire, access control and CCTV applications. All Platinum Power supplies carry a lifetime warranty.



## Lightweight winner.

Kett's new KS-221 cuts plastic, aluminum, mild steel and more.

Now you can cut plastic up to 1/4" thick, aluminum to 1/8" and mild steel to 18 gauge with one rugged, portable power saw. Weighing just 5 lbs., Kett's new KS-221 Panel Cutting Saw maneuvers easily and cuts quickly and quietly. It's perfect for cutting gutters, siding, autobody panels and sign making materials. Because the KS-221 cuts clean, without burrs or burns, you can also save valuable fabricating time!

Powered by a rugged 120 volt AC, 4.5 amp, 2500 RPM double-insulated electric motor.



Write today for free bulletin

The Kett Tool Company  
5055 Madison Road  
Cincinnati, OH 45227-1494  
(513) 271-0333  
FAX: (513) 271-5318

## GET FREE STUFF!

From May 1st through December 31st 2005

HPC's software line consists of more than 15 titles covering the essential aspects of locksmithing. CodeSource®, the ultimate in code retrieval, is 8 programs in 1; MasterKing®, develops superior master key systems in seconds; and CardWare™ generates and prints code cards instantly. Plus other titles help you manage your keys, cross-reference key blanks, open cars, train your employees, and much, much, more!



With every purchase of HPC products accumulate points to redeem for Free Stuff



ALSO BONUS  
EARN  
DOUBLE POINTS  
FROM JULY 15"  
THROUGH AUGUST 31"

HPC, Inc.  
3999 N. 25th Avenue  
Schiller Park, IL 60176 USA  
www.hpcworld.com



visit [www.hpcworld.com/freestuff](http://www.hpcworld.com/freestuff) for details

Software



The Platinum Power line includes AC and DC power supplies for 4 to 16 cameras, high-current power supplies/chargers, timers, relay modules, chargers, distribution boards and access controllers, timers, relay modules, chargers, distribution boards and access power controllers. The Platinum Power Supplies feature attractive, heavy gauge metal enclosures and field-replaceable, automotive-style fuses.

**Voice Alert By Cross Point Ind.**

For areas without doors and keys, a wireless notification system may be the answer for homeowners looking to stop theft in open outdoor areas before a break-in occurs. Some people think that just because a carport or porch doesn't have a door on it that they can take anything that isn't nailed down. The Voice Alert system combines wireless infrared sensors with a speaker/receiver that allows the user to record up to six individual messages. When a sensor is triggered by activity, a signal is sent to the receiver/speaker and it plays the corresponding message to alert the home or business owner that an incident has occurred.



Voice Alert is a patented, wireless enunciator system that allows specific, voice-customized alert messages to be recorded

for each monitored zone. It is the most flexible and feature-rich wireless system on the market. Security dealers are discovering that it's an affordable, yet valuable, addition to both residential and commercial security applications, especially in those hard-to-wire situations.

**FURNITURE PRODUCTS**

**Combi-Cam™**

The Combi-Cam™ is a great solution in those environments where sharing keys amongst several people is a hassle. The combination of the Combi-Cam™ is easily changeable and replaces any 3/4" keyed cam lock. The durable Combi-Cam™ is solid metal, can be installed in a manner that it cannot be reset, and has 1,000 possible combinations.



The Combi-Cam™ is available in 3 cylinder lengths - 5/8", 7/8" & 1-1/8" and comes standard with a pronged washer for wood applications, a 1/2" straight cam that can be placed in increments of 90 degrees and a 1-1/4" straight cam that can be placed in increments of 45 degrees. All sizes come in a chrome finish and the 5/8" cylinder length also comes in black with white numbered dials. There is an optional 1-1/4" offset cam available that when used with the 1-1/8" Combi-Cam™ gives a reach up to 1-3/8". An optional metal finger pull is also available. The Combi-Cam™ can be used for a variety of applications, specifically schools and hospitals, where keeping track of keys is a hassle.

**Lucky Line Introduces File-A-Key™**

File a key is a clever key organizer that's easy to use and as close as your filing cabinet. Keep important keys away from unauthorized personnel and safe in your filing cabinet with Lucky Line's ingenious new File-A-Key™ system. Designed to fit into standard letter or legal-sized file cabinet drawers, these hanging storage bases are made of tough,



durable plastic. Simply snap the universal key fob into any of the receiving holes to store up to 14 sets of keys in a filing cabinet. To remove a key, just press the quick-release button. File-A-Key™ is perfect for apartment buildings, business parks, office managers and property managers. You have your important files organized. Now it's time to do the same with your keys! Preprinted and blank labels are included.

**Lund Dual Lock Key Cabinet**

Lund Key Cabinets are manufactured from 18-gauge office furniture steel with electrically welded construction. They are finished in a durable, baked on gray enamel. Lund Equipment offers more





than 70 different styles of key cabinets and files with capacities from 10 keys to over 3000 keys. They are one of the last manufacturers that still make large, high capacity key cabinets. Lund has floor cabinets that organize up to 2280 keys and four drawer (file type) key cabinets that will hold 3312 keys.

The dual locking key cabinet uses a single tag key control system. There are no numbers on the key hooks, in a two-tag system all hooks are numbered by labels that fit over the hooks.

The Lund key Cabinet shown requires two keys to access it completely. It has a locking exterior door, as well as an inner compartment that locks with a different key. The hinged outer panel holds 100 keys. The inner compartment holds 50 keys and is designed to provide two levels of access security in a single cabinet. The model shown is 17-1/2" wide x 25" high x 2-3/4" deep. Other sizes are also available.

### Olympus® Lock, Inc.

Olympus®. has added a new product to its line of innovative pin tumbler cabinet locks-the new Olympus 920LM/DM Series cam lock to accept Schlage®-compatible large format interchangeable cores. The 920LM/DM Series may be used with: Schlage Quad, Numbered Section, Schlage Classic, Schlage Primus or Schlage Everest large format IC cores, Keymark IC cores, and Mul-T-Lock IC cores.

The Olympus 920LM/DM IC core cam lock will directly retrofit our standard 720LM/DM

Series small format IC core cam lock. The 920LM/DM may be purchased in either US26D or US3 finish and is sold less core.

Key-retaining or non key-retaining functions, as well as the ability to lock left, right, up or down, can be obtained through the various cams and shifters that are shipped standard with the product. The same cams and shifters that work with our 720LM/DM cam lock will also work with the new 920LM/DM Series lock. This product also includes standard in the package our anti-rotation plate for a more secure installation in particleboard and a plastic actuator to functionally test the lock without a core.

**Olympus Lock's New 920LM/DM**  
Cabinet lock for Schlage large-format IC core...

- Chambers Schlage large format IC cores (core not included)
- Fits Schlage classic or Primus/Everest LFIC cores
- Includes anti-rotation plate
- Includes all parts to function as door or drawer key-retaining or non key-retaining

**OLYMPUS LOCK, INC.**  
The cabinet lock innovator

**CIRCLE NUMBER 330**

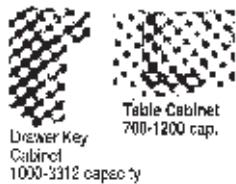
Schlage IC core not included

### KEYS & KEY ACCESSORIES

### GE Introduces Key Organizers

The Key Organizer is a wall-mounted cabinet featuring three convenient cups on the outer

## Visible Key Control



### Low-Cost, Simplified

- Visual inventory of keys and tags.
- Plastic color tags available for color coding areas.
- Illustrated instructions for easy installation.
- Single or dual tag systems.
- Improves security, reduces key loss.
- Choose from 75 standard cabinets

[www.lundkeycab.net](http://www.lundkeycab.net)



**EQUIPMENT CO., INC. Dept. NL**

P.O. Box 213, Bath, Ohio 44210  
Cleveland Tel. 330/659-4800

Key systems for over 60 years FAX 330/659-9347

Circle 252 on Rapid Reply

## GET FREE STUFF!

From May 1st through December 31st 2005

Get your car openers from the manufacturer that started it all! HPC is the original inventor of Slim Jim™, the Under & Over style of car opening, and the Through-the-Car style of car opening. Plus, HPC's patented Clutch Tools are unlike anything else on the market. Grab, grip, bind, flip, trap, hook, lift, loop, snag, push, pull, spread, wedge, and much, much more with HPC!

With every purchase of HPC products accumulate points to redeem for Free Stuff



**ALOA BONUS**  
EARN DOUBLE POINTS FROM JULY 15<sup>th</sup> THROUGH AUGUST 31<sup>st</sup>

HPC, Inc.  
3999 N. 25th Avenue  
Schiller Park, IL 60176 USA  
[www.hpcworld.com](http://www.hpcworld.com)



visit [www.hpcworld.com/freestuff](http://www.hpcworld.com/freestuff) for details

Circle 231 on Rapid Reply

July 2005 • 19

Car Openers



door that hold everything from key rings and chains to cell phones and wallets. Inside, the formal spare key storage system offers 12 removable key tags with labels for long-term key storage and easy identification. The easy-to-mount Key Organizer keeps everyday items and keys right where users want them, ending the hassles of locating misplaced items and simplifying long-term key storage.

The wall-mounted Key Strip offers a convenient way to access and manage keys used on a daily basis, storing spare keys in an organized manner. The Key Strip keeps all keys in one place in plain sight. It holds up to ten sets of keys, enough for even a large household.

The Locking Key Cabinet Is an attractive pushbutton locking key storage system that organizes both daily-used and infrequently used spare keys. Its battery-powered electronic locking mechanism provides up to 19,500 changeable combinations.

It has ten adjustable peg hooks for short-term storage and seven removable key tags with labels for long-term storage. The Locking Key Cabinet features a modern cabinet design with a spring-loaded door, which mounts easily with provided screws. A low battery indicator lets the owner know when batteries need changing.

The Key Cabinet is a non-locking version of the Locking Key Cabinet with all the same features except the electronic lock.

### **Regional Painted Keys From Kaba Ilco**

Painted key assortments are available on a regional basis from Ilco. According to the company, the regional assortments make it easier to sell customers in specific areas. For the regional program, the U.S. is broken into 10 different regions, including New England, New York/New Jersey, North Central Atlantic, Southeast, Mid Atlantic, Central Great Lakes, South, Midwest Plains, Pacific Southwest and Pacific Northwest. Each assortment includes a three sided, rotating POP display with 84 hooks, headers and reorder cards. The display fits in less than one square foot of counter space. Assortments contain the most popular professional sports teams, college teams, military keys and personal keys in individual markets.



### **KEY MACHINES & ACCESSORIES**

#### **Bianchi 303 High Security Duplicator Redesign**

The Bianchi 303 duplicates high security laser and dimple type keys. The robust construction and innovative design results in an extremely durable, precise and easy to use key cutting machine. The 303 is the tank of its class at 51lbs and the heavy one-piece casting reduces vibration resulting in less noise, longer cutter life, and better-cut consistency.

In addition to the concentric electromechanical calibration capable of precise adjustment in all directions, micro-switch activated cutter, large protective shield, and code cutting capabilities, several improvements



have been made. A few of these include semiautomatic cutting, hand rest for better stabilization during cutting, illuminated directional arrows added to ease calibration, longer lasting and brighter LED style light along with a restyled cover and tool compartment.

#### **GIL-RAY Sharpening Service**

An investment in sharpening is a good value considering the much higher cost of replacement cutters. Gil-Ray Tools offers a mail in sharpening service. Key cutters sharpened by Gil-Ray are precision ground to original manufacturers' blueprint specifications the same way that cutters are brought into specs during manufacturing. Gil-Ray does not use any acid or vapor blasting processes, which can damage the precision cutting edges.



According to Gil-Ray, all styles, types and brands of cutters can be sharpened like new, and many can be sharpened five or six

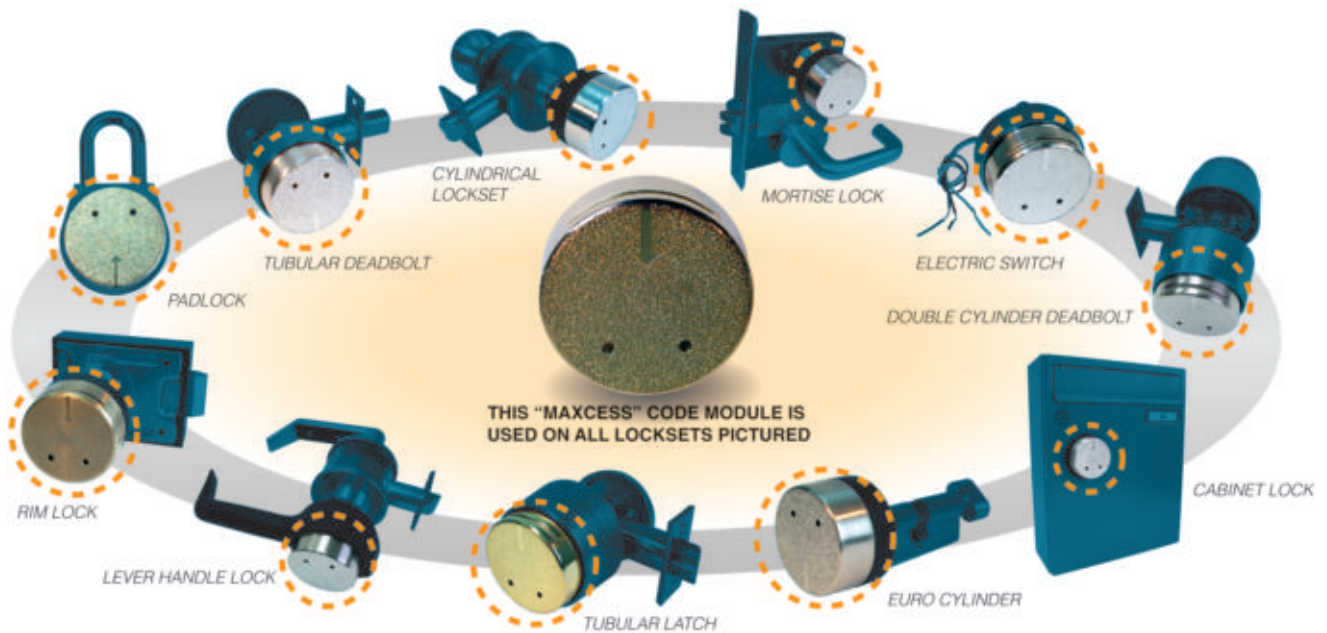
**Continued on page 22**





# THE U.S. MILITARY'S PREFERRED MECHANICAL CARD ACCESS SYSTEM\* IS AVAILABLE TO YOU NOW!

**NEW "MAXCESS" REPLACEMENT CARD-OPERATED  
CYLINDERS ADAPT TO MOST LOCKSETS AND PROVIDE  
INSTANT CODE CHANGES WHEN CARDS ARE LOST.**



**ATTEND A FREE TRAINING CLASS AT OUR ALOA BOOTH #1017.  
ONE CLASS EACH HALF HOUR.**

YOU CREATE BOTH CARD AND LOCK CODING WITH SIMPLE TOOLS  
AND LEARN MASTERKEYING, ALL IN 20 MINUTES.

**TAKE HOME THE "MAXCESS" LOCK AND CARD  
THAT YOU CODE AS A GIFT... A \$100.00 VALUE!**



WHEN YOUR CUSTOMERS NEED A SINGLE MASTER-  
CARD TO MANY DIFFERENT TYPES OF LOCKS,  
REPLACE THEIR CYLINDERS WITH "MAXCESS".  
--- YOU CODE THEM --- YOU CONTROL THEM. ---



THE MAXCESS CARD

**TO LEARN MORE ABOUT "MAXCESS" AND BECOME AN AUTHORIZED DEALER:**

VISIT: [WWW.MAXCESS-CARD.COM](http://WWW.MAXCESS-CARD.COM) USA OFFICE: 800-713-4823

\* MAXCESS type cylinders are on all doors in 70 Military Base Schools in Japan, Korea, Guam, Europe, USA. 75 Dormitories on Bases in Japan, Korea, Europe, USA. 5000 Dependent Family Housing apartments in Japan and USA, plus Hotels, Offices and Recreational Facilities. Military specifications on request.

**MAXCESS CARD SYSTEMS LTD.**

Licensee of CorKey Control Systems Inc.

Circle 257 on Rapid Reply

times before replacement is needed. All Code Cutters, Duplicating Cutters, Flat Slotters, and End Mills can be sharpened. Sets of Code Cutters can be sharpened with matched diameters so that they can be interchanged like new wheels are on Code machines.

### **HPC Switch Blitz**

The Switch Blitz™ combines the best of both worlds. It is a Blitz™ code machine combined with a semi-automatic duplicator. Now in the bench space of 1 machine you have 2 top-quality key machines.



The Switch Blitz™ is equipped with HPC's latest features including the Quick Nut and Easy Flip Shoulder Gauge with Safety Switch. It comes with 3 cutters and 150 code cards and are available in 120VAC, 240VAC, 12VDC, and AC/DC.

### **Locksmithing Unlimited SARGENT Punch**

A mass produced keypunch machine is now available for punching SARGENT keys to factory specifications. Built on the PRO-LOK chassis, the machine will cut both left and right key sections in both 6 and 7 pin key blanks. Based on information on the correct factory specs for



angles and tolerances, which were obtained from the SARGENT factory, the machine from Locksmithing, Unl. LLC can punch SARGENT factory original nickel silver or aftermarket key blanks. Not requiring any electrical power, the lightweight portable punch machine requires only a push of the handle to cut keys. The punch generates SARGENT keys easier and faster than using a standard duplicating machine.

## **MISCELLANEOUS PRODUCTS**

### **DoorKing Introduces Auto-Spike System**

DoorKing has added a new auto-spike/barrier gate operator system to its line of parking control products. The auto-spike system is designed to provide increased traffic lane control in applications where bollards or crash barriers are not practical. Parking lot operations are constantly on the lookout for vehicles being stolen from their lots, patrons running checkout booths, etc. The DoorKing auto-spike system provides a simple, easy to install cost effective method to control traffic exiting or entering a lot, and will disable the vehicle by flattening its tires if an unauthorized exit occurs.



The modular system consist of a power transfer box that mechanically links the spikes to the barrier arm operator, 2 or 4 foot tunnel sections, 3 or 6 foot

spike sections and an end cap. An optional stop / go traffic light and mounting post is available that signals the driver when it is safe (green) to proceed. DoorKing's auto-spikes are designed as a modular system allowing for easy flexibility in different applications and easy installation. Since the spikes are surface mounted onto the roadway, installation is quick and simple in either existing or new applications. Auto-spikes are ideal for parking lots, rental car agencies, schools, car dealerships, government applications, or at any site where a higher degree of traffic control is preferred.

### **Lynk IC Classes At ALOA**

William M. Lynk, CRL will be teaching two full day classes on interchangeable cores at the ALOA convention this summer. Small Format Interchangeable



Cores will be taught on Wednesday July 20th and Large Format Interchangeable Cores will be taught on July 21st.

### **MBA USA**

MBA USA has added hundreds of new items to their product lines in the past year.

The IKON Hook Bolt #ZSS-MO360 can be mortised into sliding doors, cabinets, boat hatches, and many other installations.





Positive deadbolt action gives extra security.

**Mil-Comm Military-Grade Lubricant Technology**

Mil-Comm Products Co., Inc.'s Lock Saver, is a synthetic, non-toxic lubricant protectant, delivers a light coating of a proprietary, PTFE-based polytetrafluoroethylene formula that treats metal surfaces to ball-bearing smoothness. This extreme performance grease is designed to thrive in diverse climates - from corrosive saltwater and humidity to sandy and extreme cold environments Lock Saver provides a long-lasting treatment of lubrication that greatly reduces parts friction and wear, while driving out moisture and minimizing build-up. And since it is free of petroleum or silicone, Lock Saver will not gum-up. It is also generally harmless to wood, rubber, plastic and composite parts.

Lock Saver is available in grease or oil, as well as the Lock Saver cleaner/degreaser in a pump spray.

**SearchAlert Classic CCL**

The SearchAlert Classic luggage lock from CCL Security Products has a security window that changes color from green



to red when the Transportation Security Administration (TSA) secured access device is used to open the lock, or when an unauthorized person has opened the lock using a counterfeit opening device. The security window lets travelers know if their luggage locks have been opened and whether their bags have been searched by a TSA agent, or violated by an unknown person.

If a TSA agent hand searches a piece of luggage, the agent will leave a TSA notification of baggage inspection in the bag. If the window is red, and no official notification is in the luggage, the traveler should take the bag to the airline's luggage claim office to determine if anything is missing or if anything has been added to the luggage. No SearchAlert lock should be cut off by TSA agents.

*Continued on page 26*



**you're gonna need some sharp bits.**

Big job or small, save time and money with the drill bit sharpener that really works.

- Restores bits to factory sharp in less than 60 sec.
- Sharpens full range of bits, even split point
- Sharpens 118° and 135° -point, 3/32"-3/4" bits
- Tough 1.75-amp motor

*"With the Drill Doctor, our bits come out perfect every time. And it's LOTS faster than hand sharpening. It's easy to use. It sets itself up for the right angle. You just put the bit in, turn it a few times and it's done—with no guessing. AND we always get optimal performance out of our drill bits."*

— Mike & Carol Oar  
Elmer's Lock & Safe  
Medford, Oregon



**Drill Doctor**  
The Drill Bit Sharpener



**750**

1-888-MYDRILL (693-7455)  
Web: www.DrillDoctor.com

NOW EDGE™ KEY CONTROL KEEPS YOUR



**Edge™** *Introducing Edge™ key control: the patent-pending system that brings customers back to you — only you — again and again.*



Edge fits American Lock® and Master Lock® commercial security products, as well as other makes.



CUSTOMERS COMING BACK.



What a great way to gain new customers and lock-in business for years to come!

NOW SERVING

97

Unlike costly "high security" systems, Edge lets you offer the kind of security a multitude of businesses need for door locks, padlocks — the works.

No one can duplicate keys without their consent. And no one can duplicate keys for them but you!

**Repeat business you can "own."**

Edge key control prospects are everywhere — local restaurants, strip malls, utilities, hospitals, municipalities, neighborhood stores, franchisees ... the list goes on.

Edge lets you deliver the key-control security they want — and can pay for. Year after year after year.

Ask your distributor about Edge key control today.



© 2005 American Lock Company, a Division of Master Lock Company

Circle 209 on Rapid Reply

**PADLOCKS**

**Master Lock 10 Padlock Wall Station**

Master Lock is offering a new single-piece, covered padlock wall station that is virtually indestructible and offers secure access for authorized users only.

The No. 1483B wall station is designed to stand up to use in an industrial setting and features a patented pending locking hinge that allows the cover to be opened and held in the "open" position, for easy access. In addition, the cover can be closed and secured with a Master Lock padlock.



The wall station comes with a choice of Master Lock Xenoy 410RED, laminated steel 3RED or American Lock Aluminum 1106RED padlocks. The wall stations are available in a four-lock set No. 1482B, 10-lock set No. 1483B or 20-lock set No. 1484B. The mounting holes for the 10 and 20 lock stations are spaced 16" on center to allow mounting to studs.

The Wall Stations are part of the Safety Series™ lockout products from Master Lock.

**SAFES & SAFE PRODUCTS**

**A & B Safe Corporation Cash Controller**

The WS-30-9 is the latest addition to an already extensive line



for depository safes and chests. This multi door safe is equipped, as standard locking mechanisms, with mechanical combination locks and or dual key locks. The safe can also be equipped with the LaGard Smartline, which can provide control of all the doors from one control unit. The new locking and control system also has many security features and provides audit of all activities.

**Advance Metalworking Co. Lo Riser Inclining Platform Trailer**

Stop, Drop and Load your cargo faster and more efficiently with a new Lo Riser Trailer featuring a 74" x 14' 8" load carrying platform that can be hydraulically lowered to ground height with a flip of the control switch. When lowered, the trailer allows a minimum 5 degree angle ideal for low ground clearance or reduced grade ability vehicles. The simple operation, unique flexibility and enhanced safety allow for one person to load and transport up to 10,000 lbs of cargo.



The Lo Riser Trailer is constructed of HSLA steel, not angle or channel iron, easily providing approximately a 4 to 1 payload to trailer weight ratio. Six "D" ring tie-downs and the built-in tie-down rails provide added security for various types of cargo.

Diamond plate flooring, LED lighting with 7 pin connector and electric brakes on both axles complete this package.

The Rental Package includes an on-board battery with charger. Other options include aluminum wheels, spare tire and wheel with carrier, cargo winch and special paint.

**Buddy Products Drawer Safe**

Buddy Products is proud to introduce for 2005 the Drawer Safe, item #3212 - one of the many electronic safes that are now available through Buddy. The Drawer Safe can easily fit into any drawer or mount to any wall! Securely store cash, jewelry, stocks, bonds, etc. while keeping valuables within reach at all times. A shelf is included for ample storage space.



Heavy-duty 11 gauge steel construction and programmable electronic keypad make this Drawer Safe extremely secure. Felt with pressure sensitive adhesive lines the inside walls and shelf. The faceplate removes to reveal a backup key lock in case of battery failure, two keys are included. Mounting hardware included. Uses four AA batteries, not included. Unit measures 11-7/8" w x 4-7/8" d x 14-7/8" h.

**Bullseye SD Replacement Lock**

The new Bullseye B175 lock replaces many older Diebold safe deposit locks. It can readily match the bank's guard key by removing the guard levers from the old lock number 175-05 and placing them in the B175.





Where guard levers are not available Bullseye's number B175GMK (guard match kit) can be used to match the guard key. The B175 is furnished either Right or Left hand. The locked box is opened by pulling the customer lock nose, replacing the guard levers and installing the new B175. No need to leave the Job site.

Bullseye sells replacement locks for most S.D. Box locks.

### Fort Knox Security

In an era that sees safe manufacturers experiencing the need to have the lowest price to get sales, Fort Knox Security Products continues to perfect perfection; especially the Guardian Series.

New this year to the Guardian Series is a standard reinforced fire door. This addition nearly doubles the fire protection of the Guardian, moving it to 1680 degrees in 90 minutes. With the reinforced fire door, patented star corner bolts, a 5 to 1 reduction rack and pinion multi-gear drive locking system and our four stage, high luster baked acrylic urethane metallic finish, the Guardian Series sets the standard for the rest of the industry.

The precise production practices, allow Fort Knox to offer the industry's only true Lifetime warranty; which



includes the Sargent and Greenleaf locks. This warranty is the icing on the Guardian Series. The Guardian safe by Fort Knox proves that a low price is never a substitute for true protection.

**NEW FOR 2005!**  
**More Products for the Vault Service Technician**



FAK-77  
 7700 SERIES  
 BYPASS TOOL

KEYBLANKS by  
 TMI, CORP.



Ask your Distributor for TMI  
 Timelock, Vault Lock, and  
 Safe Deposit products today.



[www.worldclasslocks.com](http://www.worldclasslocks.com)

Circle 278 on Rapid Reply

SCHLAGE • WEISER • ARROW • CAL-ROYAL • KWIKSET • DEXTER

**ONE CALL WILL GET YOU THIS AND MORE!!**

**1-800-848-1577**

**WEISER LOCK™**

**NOW MORE DESIGNS  
 MORE FINISHES  
 Call Today.**

AVAILABLE AT:

**ZIPF LOCK COMPANY**

P.O. BOX 935 COLUMBUS, OHIO 43223

1-800-848-1577(Nationwide) 1-800-228-6320 ZipFAX®

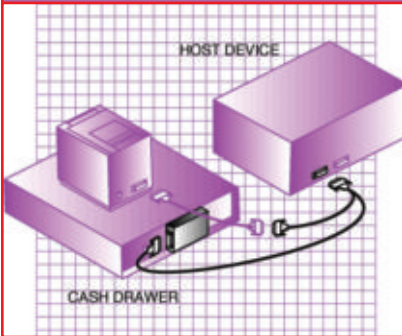
CHICAGO • NATIONAL CABINET • TIMBERLINE • DETEX • HPC

• LCN • VON DUPRIN • FORT • LAB • MONARCH • MASTER • IVES • LOCKNETICS • DON-JO • ILCO • HES • KRYPTONITE • PRO-LOK •

Circle 283 on Rapid Reply

## **Indiana Cash Drawer Introduces New Interface**

Indiana's new SPI interface has been designed to provide a simple means of attaching and operating cash drawers with computers and other devices capable of RS232 serial or parallel communications. Features of this new product include: serial and parallel interfaces in one unit; a built-in self-test feature; single or double ASCII character opening codes (DIP switch selectable); LED indicators for trouble shooting or diagnostics; detachable interface cable; and external power supply for universal applications.



In serial applications, the interface supports 2400 or 9600 baud rates. Serial units can also monitor drawer status. For parallel applications, cash drawers can be utilized as in stand-alone configurations or daisy-chained.

## **Kaba Mas The Auditcon Legacy**

The Auditcon® family of electronic locks was developed to address the security requirements of a broad range of retail, commercial and industrial markets. Utilizing the award-winning



PowerStar™ technology, the Auditcon's security cannot be compromised by outside manipulation and provides unprecedented audit capability, making it an effective deterrent to internal theft. The newly released Auditcon 2 Series locks offer improved serviceability, faster power-up, and up loadable programming. The Auditcon 2 Series locks will make securing your valuables easier than ever.

## **La Gard's Completely Private Electronic Entry**

LA GARD introduces the PRIVATII electronic entry device. For use with LA GARD's Dual-Handed Swingbolt locks, Deadbolt locks or Redundant Mechanical locks, the PRIVATII offers the ultimate in electronic lock security.

The PRIVATII features an LCD readout that prevents unauthorized viewing during code input as well as accommodating right or left hand programming and code entry. Approved for use by the Australian Government, the new PRIVATII can be used with all of LA GARD'S electronic locks leaving the mix and match options entirely up to the individual user. The PRIVATII uses one user-supplied 9V Alkaline battery



installed in the outside battery compartment for easy access.

## **Perma-Vault Cash Till Safe**

Perma-Vault Safe Company's "B" Rate PV 2020 Cash Till Safe features a half-inch thick steel door with bolt-work and quarter-inch thick steel body and weighs a nominal 265 pounds. The safe has outside dimensions of 20"h x 20"w x 20"d and inside dimensions of 19 1/2"h x 19 1/2"w x 17 1/2"d. Available with either a digital electronic lock or dial combination lock, the safe has four holes in the bottom to secure it to the floor. An adjustable shelf is standard with the safe.





## **S&G Biometric Keypad**

Sargent and Greenleaf's new biometric keypad is designed for a quick and easy retrofit upgrade to S&G electronic locks. Top mounted fingerprint technology for easy accessibility. Backlit LCD display makes set up and operation simple, even in low light environments. Set for fingerprint only, PIN only or fingerprint + PIN access control. External two-battery compartment makes battery changes a snap. Available in a variety of finishes.



## **SOFTWARE**

### **Securitron Door Control Wizard Version 2.0 CD**

Version 2.0 contains three integrated applications and a host of resources designed to meet the needs of installers, integrators, spec writers and architects. The applications include the Door Control Wizard, the Magnalock Bracket Wizard and the Quick Product Selector. Resources include product instructions, product catalog, product images, architectural drawings, tech tips and wiring diagrams.



The Door Control Wizard application allows the user to build and save UL approved door control systems using Securitron products by responding to a comprehensive series of questions related to each door opening.

The Door Control Wizard also features a Palm enabled software module that changes the way security professionals perform site surveys. Users can walk an entire facility, or several

facilities with a Palm compatible PDA and select all of the Securitron components they will need, again by door or by job, with a maximum of 300 configured doors able to be recorded for PC download.

The Wizard's advanced editing is a huge feature. Job specs can change with any installation. The Wizard can keep pace with these changes whether it's in the office or in the field.

ANOTHER **AXION** SOLUTION...

# NO CUTTING!!

**Buy the new 4800 electric strike for your next rim panic device job and take advantage of:**

- ✦ Frame cutting is eliminated – the electric strike is completely surface mounted – no cutting required
- ✦ Built-In electronics, with surge and kickback protection, allows 12-24AC/DC operation with no external accessory required
- ✦ Over 3000 lbs. holding force
- ✦ Tested to exceed well over 1,500,000 life cycles
- ✦ Field adjustability of fail secure or fail safe operation
- ✦ One piece locking mechanism
- ✦ 1-3/4" wide x 3/4" depth x 9" height

**TRINE**  
ACCESS TECHNOLOGY

[www.trineonline.com](http://www.trineonline.com)

TEL: 718-829-2332

FAX: 718-829-6405

**AXION**  
PREMIUM ELECTRIC STRIKES

The Magnalock Bracket Wizard is also a question-oriented application. It is designed to quickly and easily identify which brackets are needed to safely and securely mount any of the company's most popular electromagnetic locks in any single or double door application.

The Quick Product Selector application allows the user to select any quantity and combination of product from more than 450 Securitron SKUs in a convenient "shopping cart" environment. Users can create customized materials lists for themselves, their field employees, or for customers down the street, or across the country. Like the Door Control Wizard, these selections can be saved and edited, or printed for simplified order fulfillment at a Securitron supplier.

The Door Control Wizard CD was designed for the beginner to the seasoned Securitron veteran. Prompts are simple to follow and

buttons are easy to use. All Wizard application questions feature "learn more" information and each door system is visually assembled for the user on-screen as product selections are made.

**TOOLS & ACCESSORIES**

**George Blake's Interchangeable Extractor Tool**

The Pencil is an improved interchangeable extractor blade holder that is designed to remove broken keys from lock cylinders. Manufactured by George A. Blake, CML, the tool can take up to 101 pounds of pulling force as tested on a calibrated machine before the extractor blade separates from the handle. According to the manufacturer, the pulling force is over three times the force of other tools currently on the market. Two of the most common extractor blade diameters .040 and .050 are included and can be stored in a compartment inside the handle, which is large enough to also hold a locksmith's own assortment of straight wires and poke tools.



Designed to fit in most lock pick cases, the tool has jaws which allow the extractor blade to be easily removed and replaced with a different size extractor blade or a smaller diameter wire, and features a knurled surface on most of the steel handle for additional gripping power.

**PRO-LOCK Headspec's**

Multi-Purpose Head-Wearing Magnification Glasses with Dual Light Sources! 4 different magnifying choices and 2 lights built all in one HEADSPEC.



Just flip the lens of your choice in any combination to achieve the magnification level necessary for the task at hand. Magnifications available: 1.8x, 2.3x, 3.7x & 4.8x.

Ideal for impressing, close observations, precision inspections, miniature parts, assembly checking circuit boards, reading resistors, detail work, reading and much more! Uses 2 AAA batteries (not included) per light.

**Drill Doctor DD750**

The Drill Doctor DD750 has the ability to sharpen multiple point angles 3/32"-3/4", and is versatile enough for professional craftsmen and tradesmen who work in metals as well as wood. The DD750 can sharpen both standard twist bits as well as self centering split point bits, it is also equipped with a replaceable dia-



mond sharpening wheel enabling you to re-sharpen high speed steel, carbide, cobalt, titanium, Tin-coated, and even expensive masonry bits. The DD750 is so easy to use that in fewer than 60 seconds your drill will be sharp.



**A NOTE FROM THE CIRCULATION MANAGER**

I don't want **you** to be left out... but sometimes we do run out of back issues. Please be sure to send in your **Renewal Payment** on time and your **Change of Address** at least 4 weeks in advance. Then you won't be the one receiving a note saying, "Sorry, we ran out."

Send your name, old address and new address to:

The National Locksmith  
Address Change Dept.  
1533 Burgundy Pkwy.  
Streamwood, IL 60107.



# AUTO-SECURITY PRODUCTS

ASP, INC. • P.O. BOX 10 • REDMOND, WA • 98073 • PH: 425-556-1900 / FAX: 425-558-1205



Vehicle	Keying Kit	Keying Kit	Keying Kit	Keying Kit	Keying Kit
Buick: Terraza 2004-up	✓	✓	✓	✓	✓
Cadillac: SRX 2004-up	✓	✓	✓	✓	✓
Chevrolet: Aveo 2004-up	✓	✓	✓	✓	✓
Chevrolet: Cobalt 2005-up	✓	✓	✓	✓	✓
Chevrolet: Colorado 2004-up	✓	✓	✓	✓	✓
Chevrolet: Malibu 2004-up	✓	✓	✓	✓	✓
Chevrolet: Uplander 2005-up	✓	✓	✓	✓	✓
GMC: Canyon 2004-up	✓	✓	✓	✓	✓
Pontiac: G6 2005-up	✓	✓	✓	✓	✓
Pontiac: Grand Priz 2003-up	✓	✓	✓	✓	✓
Saturn: Relay 2005-up	✓	✓	✓	✓	✓

## GENERAL MOTORS

**Buick: Terraza 2005-up, Cadillac: SRX 2004-up, STS 2005-up, Catera 1997-up, Chevrolet: Aveo 2004-up, Cobalt 2005-up, Colorado 2004-up, Malibu 2004-up, Uplander 2005-up, GMC: Canyon 2004-up, Pontiac: G6 2005-up, Grand Priz 2003-up, Lemans 1988-up, Montana 2005-up, Pursuit 2005-up, Saturn: Relay 2005-up**



Price: \$165.00

## Books & Software



**Automotive Software**  
 AutoTel '05 Update \$69.95  
 Nissan SuperCode \$298.00  
 Mazda PIN Code \$450.00

**AutoSmart '05 Books**  
 Foreign & Domestic - \$75.00



**BLOWOUT SPECIAL!**

**Automotive Transponder Systems Book**  
 (Thru Nov. '05 - Reg. \$75)  
 Special Price: \$45.00







# Made In America

HPC, Inc. has been a part of the locksmithing community since its incorporation in 1956. Its focus has always been on creating innovative, quality, American-made products that help make locksmiths' jobs easier. Since HPC's inception in 1956 through 2003, HPC was run by Jerry Hoffman. Although Jerry is no longer actively involved in the business, his presence is felt strongly in HPC's creative product design, product quality and business integrity. Jerry's youngest daughter Francie Hoffman, the President



*Following in the footsteps of her father, Francie Hoffman, the President of HPC, is the third generation of the Hoffman family in the locksmithing industry. (Photographed in front of her father's extensive antique key machine collection.)*

of HPC, continues to run the company in the same tradition as her father.

HPC's original location was on the north side of Chicago. After significant growth, HPC moved to its current location in Schiller Park (a few minutes from O'Hare Airport). They added to their manufacturing space again in the early 1990's by purchasing and connecting the building next door. The two buildings cover over 50,000 square feet.

HPC's product line started with the first mass-produced picks. Prior to this time, picks were made by filing down metal by hand, which aside from being tremendously tedious was an inaccurate science. Harold Hoffman (Jerry's father) developed a die to punch perfectly shaped picks every time. This method is how HPC continues to

manufacture many of the picks in their product line today.

Currently, HPC's product line is quite vast. It consists of eight different categories: Key Machines, Software, Key Cabinets, Picks & Pick Sets, Car Openers, Books, Door Guards, and Specialty Locksmithing Tools.

American-made and proud of it, HPC designs and manufactures over 95% of its products in their Schiller Park facility. All HPC Key Machines are manufactured and assembled



*HPC's CNC machines mill a wide variety of parts to within .0002" of tolerance. Here, robotic arms square, drill, and ream all edges and holes in a Blitz™ casting (body) before assembly. Completing all of this work in one session creates perfectly aligned openings and makes parts connect and work smoothly together.*





*Like the other CNC machines, HPC's turning center takes computer generated blueprints and produces accurate replications all day long. The turning center spins, grinds, and cuts round products and parts, like handles, bushings, and shafts. Many of these small parts are hidden from and overlooked by the end user but it's because of their accuracy that HPC is able to build high quality products.*



*Accuracy is very important to HPC. All parts have blueprints and the initial pieces of each run are checked and rechecked by a Quality Assurance Specialist to make sure that they match those blueprints. This happens before the run can continue being manufactured. HPC states they are committed to producing products that you can depend on.*



*HPC's patented 1200CMB Blitz™ machine is the "Standard of the Industry." Every Blitz™ machine is assembled with great attention to detail. The machines are put through a rigorous testing process before they are packaged for shipment. HPC notes the Blitz™ machines are built to last.*

## Are you stressing...

**about all those excuses to your customer regarding the three holes that you have to drill in his door (oh, no... please don't let this be another leased property or another \$600 oak door)...**



**Relax... Use OMNILOCK products and leave your drill in the truck.**



**OSI Security Devices**  
 phone: 619.628.1000  
 fax: 619.628.1001  
[www.omnilock.com](http://www.omnilock.com)  
[sales@omnilock.com](mailto:sales@omnilock.com)





*Eraclio is one of HPC's many long-time employees. He has been with HPC for over 30 years. His experience is a huge asset when assembling high-tech key machines like the Blue SHARK™. The Blue SHARK™ (introduced in 2002) is a fully-automated robotic key machine that contains millions of codes.*

in the factory by specially trained key machine technicians. Over half of HPC's employees have been with the company for over 10 years and several employees have been with HPC over 25 years.

All HPC employees are members of HPC's Quality Assurance team. All members of the team are responsible for

making sure that HPC's products always maintain the highest level of quality possible, before the product ever leaves the building.

HPC's success throughout the years, is due to their passion for producing revolutionary original products. HPC notes that they are the original inventor of the Slim Jim™, Under & Over style of car openers and Through-the-Car



*Door Guards go through a final inspection before being shipped to Authorized HPC Distributors. HPC wants to make sure these Door Guards look as good on your display as they will on your customers' doors.*



*HPC's Switch Blitz™ was introduced in 2003. Based on the patented 1200CMB Blitz™ machine, the Switch Blitz™ effortlessly combines code cutting and duplication. The Switch Blitz™ U.S. patent is pending.*



*HPC's Speedex® series key machines are some of the finest duplicators available. These economical machines are sturdy, accurate and like all HPC Key Machines, manufactured and assembled with pride in the USA.*





*Code cards are necessary to virtually every lockshop. HPC's patented code card system provides pin-point accuracy. The code cards are designed meticulously via engineering CAD software. This method enables the printed card to greatly exceed tight tolerances.*



*There are many steps in creating high quality car opening tools and HPC doesn't miss any. From using the right raw materials and proper finishes to efficient manufacturing and quality control procedures. Consistency has made HPC a top choice in vehicle opening tools.*



*With 15 software titles designed for the locksmith industry, HPC is a leader in security information processing. Here is one of the HPC software technical support team members checking CDs before they are duplicated.*



*Security Storage cabinets and boxes are quickly and methodically assembled, and packaged to make room for the next job. From wall safes and fire extinguisher cabinets to KeKabs that lock with mortise cylinders or digital locks, HPC cites great satisfaction in knowing they produce sturdy and innovative storage containers that locksmiths can resell with confidence.*



*HPC has manufactured and sold tens of thousands of 1200CMB Blitz machines, the majority of which are still in use today. The new Blitz™ on the left is ready to be shipped out and the 1200CM on the right is in for its 25-year checkup.*



*You wouldn't guess that an item as simple as a pick set goes through at least four separate inspections during its production, before reaching your door.*



style of car openers. Plus, they pioneered the way for computer based locksmithing by being the first to develop Windows® based locksmithing software and CodeMax®, the first computerized key cutting machine. However, the product name that HPC is synonymous with is 1200CMB Blitz™ machine. The patented 1200CMB Blitz™ machine has been the “Standard of the Industry” since HPC began producing it in 1978. Its unique characteristics have stayed the same throughout its



*When calling HPC, these are just a few of the people you may speak with. Along with these people, there are many more behind the scenes that together create the products you use every day. Everyone at HPC would like to thank the locksmithing community for allowing them to provide you with the tools of your trade for almost 50 years.*

27-year history. With the needs of customers' changing over the years, HPC has made enhancements to the machine that help get the job done faster and more efficiently. HPC has manufactured and sold tens of thousands of 1200CMB Blitz

machines, the majority of which are still in use today

HPC has been around since the beginning and continues to strive to create products that fill the needs of all locksmiths, whether they are new to the industry or are seasoned professionals.

*For more information contact:*

*HPC, Inc., 3999 N. 25th Ave., Schiller Park, IL 60176, Phone (800) 323-3295, (847) 671-6280, Fax (847) 671-6343, Web: [www.hpcworld.com](http://www.hpcworld.com), E-Mail: [hpc@hpcworld.com](mailto:hpc@hpcworld.com). Circle 357 on Rapid Reply*



### Bonding Information!!

**You are invited** to purchase a \$15,000 Bond Certificate and Bond Card along with your subscription. For a \$17.00 charge you will receive a Certificate and Card personalized with your name.

**Previously**, we could only Bond the individual subscribing to *The National Locksmith*. Now, however, we are able to Bond any of your employees as well as you, the actual subscriber. These additional personalized Bonds are available at \$25.00 each.

**If you already have a Bond**, you will receive notice to renew your bond. You will receive this notice in the mail several months before your Bond expires.

**New subscribers:** To receive a Bond, please follow the instructions below.

**To order bonds**, send a sheet with your name, address, city, state, zip and phone number (or that of the person to receive the bond), **include a check or money order** for the appropriate amount, and mail to: **The National Publishing Co.**  
97592 Eagle Way  
Chicago, IL 60678-9750

DID-3/05

## A Cut Above...




No matter what kind of van you have - Adrian Steel Locksmith Packages are a cut above the rest. More storage area. More work area. More isle space. It's almost like bringing your shop along wherever you go. For more information or a local distributor, call 1-800-677-2726, or visit us on the web at [www.adriansteel.com](http://www.adriansteel.com).



**ADRIAN STEEL**

**Commercial Van  
and Pickup Equipment**





# 2004 Toyota Solara

By  
Brook Francisco  
&  
Michael Hyde  
of National Auto Lock Service, Inc.



**1** The new Toyota Solara is the second generation of the popular sport-coupe first introduced in 1998. The first generation of the Solara had an optional transponder key security system, while the new 2004 model has it standard on all models. Although this car uses the X217/TR-47 keyway with the new 10-cut 50,000-69,000 code series, the immobilizer chip in the key has been changed, so an Ilco Toy-43 BT4 or Jet TR-47 PHT will NOT work for this vehicle. Only the dealer key will work for this car. The locksmith can originate keys for this vehicle if all are lost *without* the use of the scan tool by replacing or resetting the separate immobilizer ECU (Toyota part #89780-AA010) and the use of the correct dealer key blank (Toyota part #89785-08020 - Master and, 89786-08020 - Valet key). In this article we will be resetting the chip in the separate Immobilizer ECU with the *For Uploading Binary Numbers* (F.U.B.N.) IC Programmer unit. Unfortunately, all on-board key registration has been eliminated for this model, so at this time the dealer scan tool is needed to duplicate keys.



**2** Notice the small dot on the key blade near the head of the key. This indicates that this car uses a new immobilizer chip, and is not compatible with the older Toyota transponder key.

## Opening the 2004 Toyota Solara



**3** Opening the 2004 Toyota Solara is not difficult. Toyota has done a better and better job over the years of shielding the linkage rods in the door, so I elected to use a wedge and long-reach tool to unlock the door using the passenger's manual lock/unlock button. Begin by inserting a thin piece of cardboard between the frameless window and weather stripping. I use a piece of thick paper or thin cardboard to prevent damage to the vehicle door or weather stripping.



**4** Next, carefully insert your wedge between the window and vehicle body. This car uses a frameless window, so you will need to be extra careful when performing this step, especially in cold weather.



**5** Now insert the long-reach rod in the gap created by the wedge between the door glass and the vehicle body.



**6** Guide the reach rod to the manual lock/unlock button.



**7** Pull the button towards the back of the car to unlock the door.

# ***Combination Locks*** *for Cabinet Doors*



See us  
at ALOA!  
Booth 928

**CCL**  
Security Products™

301 West Hintz Road  
Wheeling, IL 60090  
Telephone: 800.733.8588  
Fax: 847.537.1881  
www.cclsecurity.com

## **D900 and D901 Features**

- *Wood or Metal Applications!*
- *Easily Resettable Combinations!*
- *Easy to Read Numbered Buttons!*
- *Easy to Use Molded Thumb Turn!*
- *Numerous Combinations Available!*
- *Easily Retrofits Existing Locks!*
- *User Friendly Installation Instructions!*
- *Mechanical: No Batteries Needed!*
- *Easily Adapted to Doors or Drawers!*
- *Brushed Chrome and Brass Faceplates!*
- *Latex Free for Hospital Use!*
- *Stock Items Available!*




## Door Lock Removal / Disassembly



**8** The driver side door lock is the only external lock on the 2004 Solara. The lock is easily removed without pulling the door panel. Although there is no code stamped on the lock, a working key can be generated from this lock with only a small progression.



**9** On the edge of the driver's door even with lock, you will see a black rubber grommet.



**10** Remove this grommet to reveal a Torx 27 screw.




**11** After loosening this screw, the cylinder can be removed.

**12** The door lock cylinder removed.



**13** There is a number "d3505" stamped on the cylinder, but unfortunately this is some type of production code and not a key code.



**14** To disassemble the door lock, begin by removing the outer plastic trim piece and gently prying off the face cap with a small flat-blade screwdriver. The face cap will be re-used.



**15** Next, remove the spring and "C" clip at the rear of the cylinder.



**16** The cylinder can now be removed through the front of the housing. A working key is NOT needed to disassemble this lock.



**17** We can see that this lock contains tumbler positions 2-10. Remember that Toyota wafers are stamped *opposite* of their actual cut. The wafers I pulled from the lock were stamped: 34212112. To do the fill in InstaCode, I entered ??21343443 (? = Unknown Cut). InstaCode's Cutting Tree revealed 9 different possibilities that could exist, but only two keys total would be needed for the full progression. The code for this key was 61060, the eighth possibility. The two first missing cuts were a 3 and a 2. A.S.P. part number for this pinning kit is A-30-113.



**18** The door lock and all components.

## Glove Box Lock Removal / Disassembly




**19** The glove-box lock is easily removed and disassembled, but only the last 4 wafers are stored in this lock, so it is pretty useless for any type of progression.




**20** Begin by removing the two Phillips screws on the inside of the glove-box.



**21** You can now remove the glove-box lock.



**22** To disassemble the lock you will need to pull the handle off of the housing that holds the cylinder. You can then use a small flat-blade screwdriver to remove the "C" clip that holds the cylinder in the housing.



**23** The cylinder comes out the front of the lock.



**24** The lock and all components. Notice the 5th tumbler to the right is the Valet cut stamped with a "3".

## Ignition Lock Removal and Disassembly



**25** The ignition lock on this 2004 Solara uses an Active Retainer that is common on most Toyotas. Removal is not difficult if you have a working key to turn the lock to "Accessory".

# FASTRACK

Hardware Inc.



**Koala Corporation**  
Manufacturers of child care products

# Yale®



**Norton®**  
Powermatic Door Controls



Alarm Lock Systems Inc

**KROY®**

ADA Regulatory Signs

**LCN®**

**Same Day Shipping**

1-800-458-8707 Fax 800-667-8701

We accept Visa, Mastercard and American Express


Email: [sales@fastrackhardware.com](mailto:sales@fastrackhardware.com)  
[www.fastrackhardware.com](http://www.fastrackhardware.com)







**26** Begin by removing the circular plastic trim bezel around the lock.



**27** Then use a wedge to carefully pry outward and remove the larger square shaped trim piece.



**28** Next, gently pull outward on the illumination ring and transceiver ring. You don't need to remove it completely, just enough to allow the cylinder to be removed.



**29** With the key in "ACC", you can now use a 90-degree pick to depress the active retainer and remove the cylinder.




**30** The cylinder removed.



**31** The ignition lock found on the 2004 Toyota Solara is similar to many others found on today's Toyota and Lexus vehicles. The most significant design development with this new generation of ignition lock has been the introduction of the improved hardened face cap that is secured by three solid roll-pins. With one trick, disassembly is pretty simple. The first step is to remove the three solid roll-pins that secure the hardened face cap to the lock housing.



**32** Two of the roll pins are fairly easy to remove. Insert a sharpened drift punch between the lock housing and the back of the roll-pin at an approximate angle of 55 degrees. The idea is to get the punch to make contact with BACK of the roll-pin and push it forward.



**33** Hit the punch sharply with a hammer. The punch should push the roll pin slightly forward. Note the position of the roll-pin as it has been pushed forward.




**34** Next, insert a hook pick behind the roll-pin and push it out further. You don't need to remove the pins completely, just push them out enough so they have clearance over the lock body housing when the face cap is removed.




**35** The third roll-pin, located at the 6 o'clock position is a little more difficult to remove because there is no easy way to push it out from the back.



**36** After securing the lock HORIZONTALLY in a vise, use a drift punch and a hammer to PUSH this pin DOWNWARD into the softer metal of the lock housing.



**37** You will be able to feel the pin “sink” into the housing. Don’t go crazy, you just need to push it down far enough to allow clearance for the face cap to come off.



**38** After this third pin is pushed down the face cap will easily come off the front of the lock.



**39** Use pair of long nose pliers to remove the remaining pin. It will come out easily.



**40** Use snap-ring pliers to remove the circle-clip at the rear of the cylinder.



**41** The lock cylinder will now come out the front of the lock. The ignition lock is shown disassembled.



**42** All 10 wafers are found in the ignition.



48

Stainless or aluminum.  
Shipped in 48 hours.

**SELECT STAINLESS PIN & BARREL.**  
Choose the timeless appeal of stainless steel pin & barrel continuous hinges when you need the look of stainless.

**SELECT ALUMINUM GEARED.**  
Choose the clean line and unbeatable durability of geared continuous hinges, proven in independent lab testing.

**SELECT FAST SHIPMENT.**  
Choose either style and we'll ship it within 48 hours.



**SELECT HINGES™**  
SELECT Products Limited  
800-423-1174  
[www.select-hinges.com](http://www.select-hinges.com)

**Geared to ship in 48 HOURS™**






**GEARED HINGE DURABILITY LAB TEST**  
15,000,000  
CONTINUOUS CYCLE COUNT TO DATE



## Removal of the Immobilizer ECU and Registration



**43** If all keys are lost for this vehicle, you can generate a working key if you replace or reset the separate Immobilizer ECU (located above and behind the glove-box, Toyota part # 89780-AA010) and registers a new dealer key (Toyota part # 89785-08020) to the new or reset Immobilizer ECU. It still must be synched to the Engine ECU, but this can be done easily. The separate Immobilizer ECU is located behind the glove box. You will need to remove the glove box to gain access to the Immobilizer ECU. Begin by removing the plastic nut that secures the trim piece to the car frame below the right side of the glove-box.



**44** Next, remove the trim piece.



**45** Now remove the 10mm bolt that secures the lower right side of the glove box to the vehicle frame.



**46** Next, remove the Phillips screw securing the lower left corner of the glove box.



**47** There are three Phillips screws on the upper edge of the glove-box assembly. Remove the left corner screw.




**48** Next, remove the middle screw, directly to the right of the glove-box strike.



**49** Finally, remove the glove-box assembly's right upper-corner screw.



**50** You can now remove the entire glove-box.



**51** With the glove-box removed, you will now be able to remove the Immobilizer ECU.



**52** The Immobilizer ECU is located on top of the same bracket that holds the glove-box strike. This bracket is welded perpendicular to a large body-rigidity bar that runs the horizontal width of the vehicle. There is a single 10mm bolt that holds this Immobilizer ECU to the TOP of this smaller bracket.



**53** The Immobilizer ECU removed.



# GATES\$ = DOORS\$ TO GREATER PROFITS\$



**MAGNA-LATCH®**  
MAGNETIC SAFETY GATE LATCH

Patent No. 5,362,116

## Innovative Child Safety Gate Latch

- #1 child safety gate latch in the world!
- Award-winning, patented magnetic technology
- Unprecedented safety, reliability & child resistance
- Self latching and key-lockable
- No mechanical interference to closure
- Horizontal and vertical adjustability
- Tested to 400,000 cycles



**LOKK-LATCH PRO®**

**NO RUST**

Patent No. 6,513,351

## The Ultimate Security Gate Latch

Just one of the security products in our range, the innovative LOKK-LATCH PRO® is the most sophisticated privacy and security gate latch ever devised. It is *the* privacy latch that locksmiths and security businesses have been raving about!

- Locks and operates from either side of the gate
- Durable polymer and stainless steel = no rust
- Effective for residential and commercial gates
- Rekeyable 6-pin lock can be master-keyed or maison-keyed
- Lock can be replaced with a high-security cylinder

***When you do a safety audit,  
remember that gates are  
additional doors to greater profits!***



**D&D Technologies**

7731 Woodwind Drive, Huntington Beach, CA 92647

Tel: (800) 716-0888 Fax: (800) 464-6400 E-mail: [info@ddtechusa.com](mailto:info@ddtechusa.com) Web: [www.ddtechglobal.com](http://www.ddtechglobal.com)

Circle 219 on Rapid Reply




**See us at ALOA - Booth #1707**



# Resetting the Immobilizer ECU using the F.U.B.N.


**54** By resetting the Immobilizer ECU, you can return the unit to auto-learn status. It will automatically learn the next key after it is re-synchronized with the vehicle. Begin by prying off the cover.



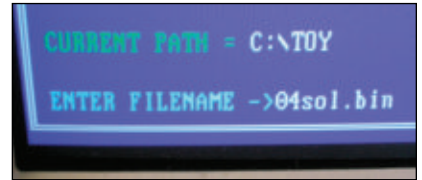
**55** You can now remove the circuit board.



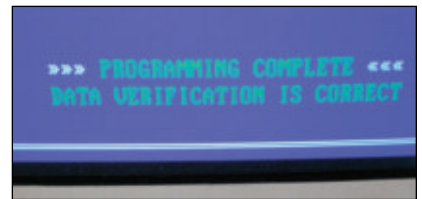
**56** The Immobilizer ECU and all components.



**57** The correct chip to reset is the IC3, chip type 93LC66



**58** After you write the correct file (04SOL.bin) to the chip, the Immobilizer ECU will be restored to auto-learn mode.



**59** The F.U.B.N. confirms the data was written to the chip correctly.

After installing a new or reset Immobilizer ECU, the following steps must be taken to synchronize the Immobilizer ECU with the Engine ECU Synchronization:

1. Using a piece of wire sconnect terminal 4 (CG) and terminal 13 (TC) of the vehicle's OBD-2 connector.
2. Turn the ignition switch to the "ON" (do not start the engine) position for 30 minutes.
3. Turn the ignition "OFF" and remove the wire.
4. The car is now in Auto-Learn mode, the security light should remain on. (5505) Insert any keys you wish to register into the ignition key cylinder for one to two seconds, then remove. You can register the master and valet keys in any order because the ECU can differentiate between the different types of keys.
5. In this Auto-Learn mode the car will recognize 4 keys, 3 masters and 1 valet. If you want to register less than 4 total keys you can close the cycle by turning an already registered master key "ON" and "OFF" in the ignition 5 times in 10 seconds. A maximum of 5 master keys and 3 valet keys can be stored, but you need the scan tool to add these additional keys.

<b>National Publishing Company</b>		<b>50000-69999</b>
Manufacturers Toyota		
<p><b>Align: Tip</b> <span style="float: right;">Card: 903</span></p> <p>Depths &amp; Spaces Inches/1000</p>		
<b>Key Blanks</b>	Borkey: 162300T10 Errebi: T04TY37RP Iico: TOY43AT4 Jet: TR47-PHT Orion: T31TY51A Silca: TOY43AT4	
<b>Machines</b>	Silca UnoCode: UnoCode Card 1420 Vice / Adapter V100 - Standard, Side A, Position 4 Iico UltraCode: UltraCode Card 1420 Vice / Adapter V100 - Standard, Side A, Position 4 HPC CodeMax: HPC DSD 176 Cutter: Silca 04, HPC CW-47MC Jaw: A, Position Black Tip Stop ITL: Manufacturer ID 419 Insert: 1A A1: Quick Change Kit Punch and Die Curtis: Cam Set Carriage Cutter Framon: Block No Cutter First Cut: 846 10 - 9: 55 9 - 8: 83 8 - 7: 55 7 - 6: 83 6 - 5: 55 5 - 4: 83 4 - 3: 55 3 - 2: 83 2 - 1: 55 1200/Blitz/Ull: InstaCode 903 Cutter: Silca 04, HPC CW-47MC Jaw: A, Position Black Tip Stop HPC Punch: InstaCode 903 Punch: PCH-1011 Jaw: A	
<b>Code 50000</b>		<b>Bitting 4334342312</b>



GKL Products

**The Hinge Doctor**

877-446-4337

Buy it once & use it ... again & again...



**Repair Sagging Doors in Seconds!**  
**Fixes Bent & Worn Hinges Instantly!**



[www.hingedoctor.com](http://www.hingedoctor.com)



No more back aches  
from pulling & rehanging doors!

**The Hinge Dr. is Here!!!**



Circle 228 on Rapid Reply





by  
Adam Weinraub

## Buick Terraza & Cadillac STS

# CAR OPENING

### Buick • Terraza

**Year:** 2005 -

**Linkage:**  
Horizontal

**Pick:** CCW  
DSO

**Tool:** AO-36  
"MCOT-Long"



**Buick • Terraza**



**Buick • Terraza Photo 2.**



**Buick • Terraza Photo 3.**

cavity. Rotate the tool beneath the bottom edge of the window glass. Deflate wedge.

**4.** Lift the tool, gradually working the tip of the tool into the vehicle interior. Rotate the tool 135° counterclockwise and position the tip of the tool in front of the lock-unlock button.

(Photo 3)

### PREFERRED OPENING METHOD

This is a new model Minivan for 2005. Front doors have a black plastic shield covering the horizontal rods, which makes a cavity opening method more difficult. Same as Chevy Uplander, Pontiac Montana SV6 & Saturn Relay.



**Tool:**  
AO-36  
"MCOT-Long"

**1.** Insert a Pump Wedge at 11" from the front edge of the window glass of the front passenger door. Inflate wedge.

**2.** Insert an AO36 "MCOT-Long Tool" at 7" from the front edge of the window glass, tip facing forward. (Photo 2)

**3.** Lower the AO36 10" into the door

**5.** Rotate the lock-unlock button rearward to unlock the door

### ALTERNATE OPENING METHOD

**1.** Insert a Pump Wedge at 11" from the front edge

of the window glass of the front passenger door. Inflate wedge.

**2.** Insert an AO32 "MCOT-Wide Extra Long Tool" at 7" from the front edge of the window glass, tip facing forward.

**3.** Lower the AO32 10" into the door cavity. Rotate the tool beneath the bottom edge of the window glass. Deflate wedge.

**4.** Lift the tool, gradually working the tip of the tool into the vehicle interior. Rotate the tool 90° counter-clockwise and position the tip of the tool on top of the electric lock/unlock button.



**Buick • Terraza Photo 4.**

**5.** Push the electric lock-unlock button down to unlock the door. (Photo 4)

## Cadillac • X3

**Year:** 2005 -

**Linkage:**  
Vertical

**Pick:** CCW  
DSO

**Tool:** AO-7  
"Astro Tool"



**Cadillac • STS**

### PREFERRED OPENING METHOD


This is a new model sedan for 2005. Replaces the Seville. This vehicle has cable linkage.

**1.** Insert a Pump Wedge at 3" from the front edge of the split window divider of the rear passenger door. Inflate wedge.

**2.** Insert the small hook end of an AO07 "Astro Tool" at 1" from the front edge of the split window divider, tip facing rearward. (Photo 2)

**3.** Lower the AO07 10" into the door cavity. Tilt the handle of the tool 45° to the front of the car until you feel contact with the vertical rod.

**4.** Position the tip of the tool under the vertical rod. Twist the tool counter-



**Tool:**  
AO-07  
"Astro  
Tool"




**Cadillac • STS Photo 2.**

clockwise to bind the rod.

**5.** Lift the vertical rod gently to unlock the door. (Photo 3)

### ALTERNATE OPENING METHOD

**1.** Insert a Pump Wedge at 10" from the rear edge of the window glass of the front passenger door. Inflate wedge.



**Cadillac • STS Photo 3.**

**2.** Insert an AO34 "MCOT-Narrow Tool" at 8" from the front edge of the window glass, tip facing forward.



**Cadillac • STS Photo 4.**

**3.** Lower the AO34 into the door cavity. Rotate the tool beneath the bottom edge of the

window glass. Deflate wedge.

**4.** Lift the tool, gradually working the tip of the tool into the vehicle interior. Rotate the tool 45° counter-clockwise and position the tip of the tool on top of the electric lock/unlock button. (Photo 4)

**5.** Push the top portion of the electric lock-unlock button to unlock the door.

*This material was excerpted from "The Best Damn Car Opening Manual Period!" by PRO-LOK. For more information and availability check with your distributor or Phone: 714-633-0681; Web: www.PRO-LOK.com*





# BizWiz

## The Continuing Care and Feeding of Employees



by Sara Probasco

**S**o, you've found somebody to work for you, and you're in the process of training them to do what you hired them to do. Now what?

Well, there are two very important questions you need to address early on:

1. What do you really want from your employee(s), and
2. What do they really want from you?

For most of us, our primary objective in hiring someone is to have a live body in the store who will work for a reasonable wage and help us whittle down the stack of work that's been piling up. Right? But what about your new employee's objectives? They may be a whole lot more complicated than that. What's more, he/she may not fully realize what they are, themselves.

(By the way, I hope you won't mind if I use masculine pronouns—not that women don't work in locksmithing (I do! I do!), but simply because it saves having to type in the he/she, himself/herself thing all the time.)

Authorities in job-relations claim there are ten main qualities most people want from their jobs—qualities we as employers, should be acutely aware of. Employee's want (though not necessarily in this order):

1. To work for an efficient boss or manager.
2. To be encouraged to think for themselves.
3. To see the end results of their work.
4. To have interesting work to do.

5. To be kept informed regarding their own area of work and the broader picture.
6. To be heard when they ask questions and/or voice opinions.
7. To be respected.
8. To be challenged on a regular basis.
9. To be recognized for their achievements, however small.
10. To have ongoing opportunities to develop skills.

We need to listen to our employees. Sometimes they know things we don't about such things as customer dissatisfaction or employee successes on the job. Help them solve their problems, but reward them for work well done. It doesn't have to be anything big. Bring them souvenirs from conventions, take them out to lunch, give them some surprise time off with pay, send them to a seminar in an area of expertise where they've shown interest and aptitude. There are numerous ways to say, "Thank you." Look for some.

Encourage teamwork among your employees, rather than competition. Back-stabbing or insider gossiping, you don't need. Keep them informed of business plans and goals, challenges and opportunities. Let them know how their individual performance contributes to the overall business plan, so they realize they're an important part of the big picture.

It's been said, "People support what they help to create." Involve

your employees in seeking solutions for problems, when these occur. Always keep in mind that "orders" issued from the top are generally met (thought sometimes grudgingly) with compliance, but solutions created by those involved are embraced with the kind of commitment you want from your employees.

In training new employees, you need to know what they need to know. The best way I know to determine this is to ask them. But be prepared for a variety of responses, and don't shrug off any of them. One business owner I know turned a poor office worker into a good performer when she responded to such a question by saying that what she needed most was to know who had the key to the supply closet!

When considering what skills your employees need to develop in order for your business to remain competitive five years from now, the most important lie in the area of commitment—commitment not only to the policies and procedures of your business, but to the job itself. One thing you don't need is the hassle of frequently replacing employees. It takes too much time, energy, and money to do this, not to mention the resulting drag on company morale.

If you have an employee with promise, nurture him.

Keep in mind that most people remember very little of what someone tells or shows them, but a great deal of what they actually do themselves. Get



# InstaCode 2005

W.H. Software

## Locksmith Management Software

InstaCode Software has changed to fit new market demands. The software is now offered as a base package, with available add-ons. The base package contains all the codes, card printing, electronic key machines, find partial bittings, cutting trees, graphical layouts, etc.



**DEMO DISC!**  
Run InstaCode  
for 10 days.  
Only 10 bucks!

Includes  
all modules.

Base Price \$695

### Add-Ons Include...

- Car Opening & Transponder Information/Programming
  - MasterKeying
  - Triax Communication Module
  - Additional Users Above Three
- \$200 for 1 Module  
\$300 for Both
- \$395  
\$185 each

### System Requirements:

*InstaCode* is supplied on CD ROM and comes complete with an easy to follow step-by-step instruction manual. *InstaCode* requires 64MB of free RAM and 100MB of available Hard Disk Drive space, mouse or other pointing device and one of Windows NT, 2000, XP or 2003. Floppy disk images are included on the CD ROM so you may make your own set of floppy disks if required.

*Pocket InstaCode* requires a Pocket PC (not included) with 64mb RAM running Microsoft Pocket PC2000 or later. Contains all the codes but not all the features of *InstaCode*. Call for details.

**Subscribe to InstaCode, as low as \$25.00 a month!**

Order or subscribe at [www.TheNationalLocksmith.com](http://www.TheNationalLocksmith.com)

or

**Call us at 630-837-2044 to order!**



**Continued from page 50**

your people involved in appropriate activities, discussions, skill building. (We've found that local area, and state locksmith associations can provide valuable assistance in this direction.)

Be patient and consistently encouraging. Children don't learn to talk all at once. They have to say the same things over and over, under someone's patient corrections, until they get it right. The same is true with adults, only more so. As we grow

older, it takes most of us longer to understand and accept new concepts and develop new skills. The good news is, adults tend to retain the information better, so it's worth the effort, if you're willing to take the time.

The real test of learned skills is their application. After each development activity, ask the employee how he will apply this new skill or information on the job. Then follow up to see if they're living up to their intentions. Patiently encourage

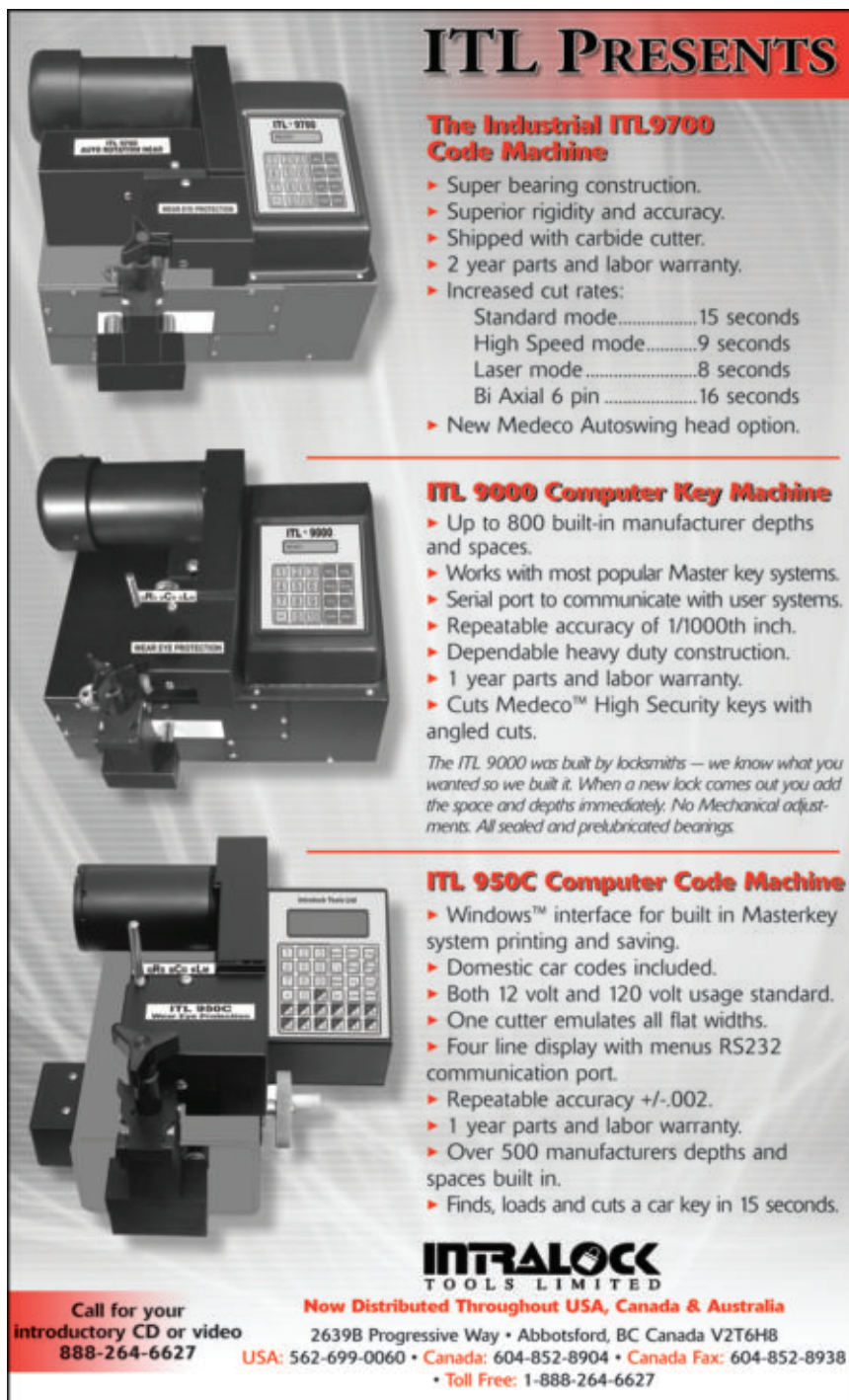
them, and keep in mind that some of the most important lessons we learn in life area a result of making mistakes. Employees who are encouraged to learn from their mistakes and continue trying will develop initiative and self-confidence. Those who feel punished learn not to try again, or even worse, they deny making a mistake and/or try to conceal what they've done, instead of correcting it.

One of the most difficult aspects of the employer/employee relationship is that of delegating responsibility. You hired the employee because you needed help doing the job. Now that you've got him on the payroll, you're finding you not only have to spend time doing your own work, but you must teach him his, plus answer a bunch of questions and help him undo his mistakes.

Over and again I hear business owners say, "It takes him all day to do the job when I could have it done in half the time and without the hassle of answering all his questions. I'd rather just do it myself." That's true, in the beginning. But hey! You didn't learn this business overnight. He'll catch on soon, if you let him know you have faith in his ability, encourage him to take initiative and allow him to solve problems on his own. Before you know it, there'll be a whole lot less for you to do. And after all, isn't that why you hired him in the first place?

Now, put a smile on your face, get out there, and train somebody to do what you need them to do. In the long run, you'll be glad you did! **ITL**

Looking for more in-depth information to help you master "The Business of Locksmithing."? Sara Probasco is now offering a limited number of "encore" presentations of her important full-day seminar to locksmith meetings and conventions across the U.S. and western Canada. For more information, have your area, state, or regional locksmith-association representative contact her at [SPro@hilconet.com](mailto:SPro@hilconet.com).



## ITL PRESENTS

### The Industrial ITL9700 Code Machine

- ▶ Super bearing construction.
- ▶ Superior rigidity and accuracy.
- ▶ Shipped with carbide cutter.
- ▶ 2 year parts and labor warranty.
- ▶ Increased cut rates:
  - Standard mode.....15 seconds
  - High Speed mode.....9 seconds
  - Laser mode.....8 seconds
  - Bi Axial 6 pin.....16 seconds
- ▶ New Medeco Autoswing head option.

### ITL 9000 Computer Key Machine

- ▶ Up to 800 built-in manufacturer depths and spaces.
- ▶ Works with most popular Master key systems.
- ▶ Serial port to communicate with user systems.
- ▶ Repeatable accuracy of 1/1000th inch.
- ▶ Dependable heavy duty construction.
- ▶ 1 year parts and labor warranty.
- ▶ Cuts Medeco™ High Security keys with angled cuts.

*The ITL 9000 was built by locksmiths — we know what you wanted so we built it. When a new lock comes out you add the space and depths immediately. No Mechanical adjustments. All sealed and prelubricated bearings.*

### ITL 950C Computer Code Machine

- ▶ Windows™ interface for built in Masterkey system printing and saving.
- ▶ Domestic car codes included.
- ▶ Both 12 volt and 120 volt usage standard.
- ▶ One cutter emulates all flat widths.
- ▶ Four line display with menus RS232 communication port.
- ▶ Repeatable accuracy +/- .002.
- ▶ 1 year parts and labor warranty.
- ▶ Over 500 manufacturers depths and spaces built in.
- ▶ Finds, loads and cuts a car key in 15 seconds.

**INTRALOCK**  
TOOLS LIMITED

Call for your introductory CD or video 888-264-6627

Now Distributed Throughout USA, Canada & Australia  
2639B Progressive Way • Abbotsford, BC Canada V2T6H8  
USA: 562-699-0060 • Canada: 604-852-8904 • Canada Fax: 604-852-8938  
• Toll Free: 1-888-264-6627



# What are you looking for in Key Storage?

## Capacity?

HPC KeKabs range in capacity from as few as 8 keys to as many as 730 keys.



## Expandability?

Many of HPC's KeKabs take expansion leaves so your storage capabilities can grow as your needs increase.



## Shape?

HPC offers specialty Kekabs to fit in spaces where others cannot.



## Security?

HPC offers Kekabs with flat key and tubular key cam locks, T-Handle locks, dial and digital combination locks, and locks that accept mortise cylinders to meet all of your security needs.



## Functionality?

HPC offers a complete line of Single-Tag KeKabs, Two-Tag Kekabs, and specialty software for keeping track of keys.



## Convenience?

HPC's line of Key Keepers give you on site storage of keys where you need them.



KeKab® is a registered trademark of HPC, Inc.  
Visit HPC's website at [www.hpcworld.com](http://www.hpcworld.com) for more information.



HPC, Inc.  
3999 N. 25th Avenue  
Schiller Park, IL 60176 USA  
Tel: 847.671.6280  
Fax: 847.671.6343  
[www.hpcworld.com](http://www.hpcworld.com)



# Master Lock®

## and AMERICAN LOCK®

Two brands offering exclusive locksmith friendly products.



by  
**Jake  
Jakubowski**

It's been just over two years since Master Lock acquired American Lock, and, last fall, most of the American Lock plant operations in Crete, Illinois were relocated to Master Lock's sites.

How does that translate to the locksmith who sells and services padlocks? And more importantly, what does it mean in a market where many locksmiths perceive mass-market retailers and home centers have an unfair competitive advantage over them when selling padlocks?

It translates well, and means plenty.

Locksmiths are the core of the company's security business, and in a recent visit to the new, modern headquarters in suburban Milwaukee, Wisconsin, it became apparent that Master Lock is committed to the locksmith. A whole team of personnel are dedicated specifically to the locksmith security trade.

If that's the case, you may ask, then why is Master Lock in the

mass merchant stores and how is the locksmith expected to compete with mass merchant pricing?

While the Master Lock brand will have continued presence at mass-market retailers and home centers, the locksmith will have distinct products designed specifically for them and their market. And the product line for locksmiths is the cream of the Master Lock crop, offering superior security features and flexibility not found at the mass merchant stores.

"Our vision is to be the company locksmiths turn to for the finest in security products and services," said Dave Kraninger, product manager of the commercial business team at Master. On the team along with Kraninger are Tom Campbell, director of marketing of the commercial business, Dave Love, vice president and general manager of the commercial business, the sales management team comprised of Darlene Samplaski, Greg Pinson, Mike Quillin and Paul Switzer, and Billy Edwards, key records manager. They, in turn, have dedicated personnel to support the American and Master brands.

The new Master and American approach is definitely a team

approach. For the first time in Master's recent history, locksmith marketing, sales and all business related functions are on the same floor in the same building, making synergies between departments much easier. In turn, that means faster customer service when locksmiths or distributors call.


The team's vision goes far beyond providing just padlocks, and Master is investing



**1. Safety lockout products.**



**2. Premium security products for the commercial customer.**



**3. High security products for the commercial customer.**

resources in the locksmith channel. According to Kraninger, the company has a strategy to help the locksmith sell new concepts to their customers, such as offering accessories to accompany the safety lockout padlock market (figure 1), and more customized value-added products such as custom-keyed, key-controlled and custom marked products. These are products only locksmith can effectively offer their customers.

Service is the backbone of what the locksmith can offer his customer. That service includes support in master keying and key charting, locksmith training,

make-to-order capabilities, custom marking, and more. That type of service is not being offered by mass merchants and home centers, and serviceable locks are rarely sold in those channels.

While in the past Master Lock and American Lock were intense competitors, today's Master Lock team has taken the best of both and molded them into a unique offering for the security market. Solid-body construction, long a staple at American, stays with the American Lock Brand. American is the premium line and will move forward under the moniker, "The Locksmith's Lock," (figure 2). Master is the high security com-

mercial brand, and will take "Tough Under Fire" even deeper into the market, (figure 3).

Locksmiths have the ability to upsell their customers on the benefits of better security and serviceability. Merchandising displays available to the locksmith will help carry that message to the locksmith's customer. American Lock brand merchandising (figure 4), is distinctly different from Master Lock (figure 5), although each works well into most locksmith storefronts, taking up less than two square foot of floor space. What's best is those interested in a merchandis-

**Continued on page 62**

# TAKE IT UP A NOTCH

With just the flip of a switch, you can lower to ground height, raise to dock height or any level in between to complete your special deliveries faster and more efficiently. But that's not all...

- One Man Operation - Saves you time and money
- Simple, Safe Loading & Unloading - No more dangerous ramp boards
- Minimum Loading Angle of 5° to 6° - Perfect for low gradeability vehicles

**...with a LIFT-A-LOAD. Elevating Platform Trailer**

Ground Height >

To Transport Height >

To Dock Height >

**Call 800-369-5365 for Information!**

Manufactured by: The Advance Metalworking Company, Inc.  
P. O. Box 465 • 3726 HWY 34 • Kewanee, Illinois 61443 • Tel: 309.853.3387 • Fax: 309.853.3389 • www.lift-a-load.com • tamco@lift-a-load.com





**Emergency Response Kit:**

Deluxe soft case, Super Air jack, One Hand jack, Super One Hand Jack, Glass Man, Rubber wedge, Remote control Button Master, Mighty Max 2 piece Long Reach tool ,Flexible Long Reach Tool

**Sale Price # ERK \$129.95**



**Value Set:** Standard Soft Case, Two Volume Car, Truck, and SUV Opening Manuals, 12 Chrome Tools, Tough Wedge, Wedgee Wedge, Strip Savers, Super Strap Tool, Slim Jim, Training Video. **Item# AM04VS- \$119.95**

**Lightning Rod**

The lightning Rod™ uses the same shielded glow in the Dark technology as the SQM long reach tool, but includes a Lighted tip that illuminates the inside of the vehicle so you can see what you're doing in the dark or through tinted windows.

**Sale Price Item# LR \$39.95**

**Shielded Quick Max Tool™**

**Nylon Case**

**One Hand Jack**

**AirJack**

**Special Stiff Insert Makes Insertion Easy**

**One Hand Jack Set:** Shielded Quick Max Long Reach Tool, One Hand Jack Tool, Air Jack Air Wedge, Super Strap Tool, Carrying Case. **Sale Price #OHJS4 \$54.95**

**Remote Control Button Master**

Unlocks vehicles with Vertical Buttons. Just Hook the door lock button with the loop, and pull on the control knob.

**Sale Price Item #RCBM \$22.95**

**HIGH TECH TOOLS**

**Access Tools**

1628 NW 28<sup>th</sup> Street • Miami, FL 33142

1-800-323-8324



# Free Stuff with our Master Locksmith Set



**Only \$299**

- Unlocks Virtually Every Vehicle From a VW Bug To a Mack 18 wheeler
- Most Complete up to date Lockout set on the Market
- 100% money back guarantee!
- Lifetime Tool Replacement Guarantee
- Included 2006 early release vehicles!
- 1600 Page manuals with Photo instructions and Diagrams!
- Includes 30 tools making every opening a fast easy opening



## **FREE Air Jack Air Wedge**

The best air wedge on the Market, made from Ballistic Nylon with special Stiffener for easy insertion!



## **Free One Hand Jack Tool**

The One Hand Jack™ works in conjunction with our Air Jack to make emergency openings fool Proof!

## **Free Coated Long Reach Tool**

Our Long reach tool is flexible and Coated with a Scratch free Polymer.



## **Free GlassMan™ Tool**

Makes unlocking vehicles with frameless windows and cabled locks quick easy and safe!

## **Free Truck Opening Set**

Our exclusive Medium and Heavy Duty Truck opening set, unlock every truck even 18 wheelers



## **Free Information Manual**

Our information manual has code information, key blanks, space and depth and more!



## **Free Lock-Out Video**

See openings from outside as well as inside the vehicle, nothing else like it anywhere!



High tech Tools • 1628 N.W. 28th Street • Miami, FL. 33142 • 305-635-1011 • Fax 305-635-1015 • [www.hightechnetools.com](http://www.hightechnetools.com)





**4. American Lock brand merchandising.**

ing display can custom order the products of their choice to stock it. This allows the total flexibility of stock up to the locksmith, not the manufacturer.

Using the merchandiser as a tool to educate its customer, the locksmith will also be able to show a customer why certain locks should be used for specific purposes, and will be able to emphasize that many of these products are only available from him. The merchandisers will also have multipacks with keyed alike locks, stressing the fact that locksmiths can develop programs where many locks can secure a facility with fewer keys. With all the merchandise customized to a locksmith's specific needs, reordering

is made simple because all stocking items have the specific SKU listed on the display. When a particular hook is empty, all the locksmith needs to do is call his distributor with that specific part number to replenish his supply.

Both the Master and American brands offer the locksmith an exclusive make-to-order capability. What this means is the locksmith can have security products built and keyed to a customer's requirements within five days. The locksmith's customer can specify custom marking, such as a company logo, and can choose the size of shackle pertinent for the job. The locksmith can also choose keying with over 60 different keyways available in KD, KA, MK and GMK. These features are important because a security director may have one need to lock down his fleet of semi trailers and another need to padlock the gates surrounding his shipping paddock, but he may want all padlocks, regardless of size of shackle or body construction, to have the same keyway in a masterkey program, (figure 6). It's up to the locksmith calling on the facility to help determine the need, and then Master's team is there to help the locksmith carry out the plan.

Tremendous growth is projected in the utility and transportation markets, where Master Lock believes locksmiths can help educate their customers, such as utility companies, about the importance of securing their property, especially in today's heightened homeland security environment. In the automotive segment, growth is also projected in trailer protection, where Master has introduced specialized hitches and locks, (figure 7).

In the industrial safety and lockout market, both Master and American continue to develop products to help lock out industrial machinery while it is being

serviced; preventing unauthorized access or use of on/off valves and switches, and other applications, (figure 8). Master Lock, in fact, is actively educating locksmiths to help them capture more of this business for themselves. Industrial lockout safety is certainly a lucrative business segment for today's locksmith.

Among other services offered to the locksmith in the combined American-Master business is Lock Express, where specific orders will be ready to ship in 24 hours; custom marking, laser engraving, hard stamping and pad printing are available. Specific locksmith training is available where Master and

**Continued on page 64**



**5. Master Lock brand merchandising.**

# Hardwiring Made Easy™

Make the perfect connection every time with SARGENT'S ElectroLynx. The plug-in universal connectors and the easy, color-coded wire system eliminates matching wires. Wiring is a snap and completely fool-proof.



**SARGENT®**

**Lynx™**  
ELECTRO

Look for the LYNX

As part of their promise to provide innovative, fast and effective, and higher security solutions to their customers, ASSA ABLOY Group companies offer ElectroLynx, a universal quick-connect system that simplifies the electrification of the door opening.

## Dugmore introduces NEW Memphis, TN location.



Dugmore & Duncan is committed to getting our products to our customers ASAP. Our research revealed that Memphis TN has an innovative business plan to make the most of its strategic location and natural resources. It is a multi-carrier transportation hub.

D&D has consolidated a substantial amount of its warehouse inventory into a prime Memphis location. In addition to our current strategic points of distribution, Dugmore delivers from Memphis. We are confident that this is a great opportunity for Dugmore and for our loyal customers.

**DUGMORE**  **DUNCAN**  
SECURING YOUR WORLD

Distributor of  
**SARGENT®**  
Products

Call (888) 384-6673

FAX (888) 329-3846 • [www.dugmore.com](http://www.dugmore.com)

Circle 220 on Rapid Reply



**6. Key control and master keying capabilities.**

**Now**



**Key Control Program** 

- Available in the full range of Master Lock commercial padlocks today!

---

**NEW**

**July, 2005**



**Key Control Program Additions** 

Key Blank

**Padlock Expansion**

- American Lock commercial padlocks

**Door Hardware Cylinder**

- Fits existing locksets and deadbolts
- Fits American Lock, Master Lock & any Lori® 1539 compatible KIK padlocks
- Available in 2 Finishes

**Mortise & Rim Cylinders**

- Mortise cylinders: 1", 1-1/8", 1-1/4" lengths accept 6-pin keys -6 cams available
- Rim cylinders available with fixed or lazy tailpieces
- Available in 3 popular finishes

**ONE key can open all Key Control products!**

American will provide technical and servicing product information to best serve the locksmith's customer. The locksmith can also take advantage of online resources, such as product information, ordering and order tracking. And of course the telephone is still available, with more than

75 dedicated and knowledgeable employees ready to answer the locksmith's questions.

The combination of Master and American certainly isn't the first time two major brands have come together in the locksmith market, and it certainly won't be the last. What makes this combination unique, however, is how well the two companies have blended together, with a distinct segment for both brands and a team that is positioned to help the security market grow by investing in resources, offering training, and getting customized products and merchandising support out to the locksmith in the most efficient manner possible.

*For more information contact:*

**Master Lock**

Phone: 414-571-5625

Fax: 414-766-6333

E Mail: [masterlock@mlock.com](mailto:masterlock@mlock.com)


Web: [www.masterlock.com](http://www.masterlock.com)



**American Lock**

Phone: 800-308-9244

E-Mail: [Contactus@americanlock.net](mailto:Contactus@americanlock.net)

Web: [www.americanlock.net](http://www.americanlock.net) 



**7. Specialized hitches and locks.**



**8. Safety lockout padlocks for valves, switches and other applications.**



**W**e teach our locksmith students at the North Bennet Street School in Boston, Massachusetts to use only the proper methods and the best equipment to learn the trade. **LAB** pins and professional pin kits are on their benches."

*David M. Troiano*

David Troiano  
 Department Head, Locksmithing  
 North Bennet Street School, Boston, Ma.

ps: "LAB is also in my shop"  
 Aborn Lock Service

North Bennet Street School in Boston, Massachusetts has been training people for employment since 1885. NBSS is known for promoting hand skills as an integral part of training skilled craftspeople. The Locksmithing Department is one of the leaders in developing professional locksmiths and has placed generations of skilled craftspeople into the work force.

North Bennet Street School  
 Locksmithing Program  
 Contact: [www.nbss.org](http://www.nbss.org)  
[admissions@nbss.org](mailto:admissions@nbss.org)/617-227-0155 x 301



PROVIDING THE SECURITY WORLD WITH QUALITY  
 • Lock Tumbler Pins • Repinning Kits • Security Tools

700 Emmett Street, Bristol CT 06010

1•800•243•8242 [www.labpins.com](http://www.labpins.com)

Circle 247 on Rapid Reply



# BD LASER



by  
**Sal Dulcamaro,**  
**CML**

**T**he BD Laser is a very impressive key machine designed for code cutting and duplicating high security automotive keys.

It is surprisingly compact with a relatively small footprint, (photograph 1). The BD Laser is an electronic high security key cutting machine with built in key codes. It is fast and simple to set up and get started. The two main components are the key cutting machine and the display console.

Once you pull those components out of the box, all you have to do is connect a few cables and it is ready to go. There is one short cable that attaches on the left side of the machine, (photograph 2). One end of the cable attaches under the movable key carriage and the other end attaches to the port in the metal base. The detachable power cord plugs into the back of the machine and then into an AC outlet. A relatively long serial cable is used to connect the machine to the console to allow for communication of data. One end of the cable attaches at the far left in back of the key machine (photograph 3). The other end of the serial cable plugs into the lower port on the back of the console.

After a quick and simple assembly, the BD Laser is ready to

start cutting high security automotive keys. The power switch (and emergency turn off) is located on the right side of the machine. The machine is password protected with a factory default code of 1-2-3-4-5-6, (photograph 4).

It is best to not use your fingertips to operate the touch pad console. A stylus of your choice can be the end cap of a pen or something else conveniently available that is non-metallic. The default code is the "Administrator Password" which gives access to more than just cutting keys. There are other features,

including auditing machine usage, that require the Administrator Password to access. The first time you enter the factory default password, the console will display a request to see if you'd like to change the factory default password. If you were setting it up for use at your shop or store, you might want to change the code to limit access and then set up separate individual user passwords.

If you enter an incorrect password, the console display screen will request that you reenter it. Five wrong attempts in a row will cause the machine to be inoperable for ten minutes.



**1. The BD Laser code cuts and duplicates high security automotive keys.**



**3. A serial cable attaches to the back of the machine.**



**2. The short cable connects on the left side of the machine.**



**4. The factory default password is 1-2-3-4-5-6.**





5. The Main Screen.



6. Key Search Options.

### Making Keys with the BD Laser:


After entering a password, you go to the main screen (photograph 5). There are six options available on the main screen. There will be a new screen and sub menus whenever you choose any of those six options. At the top left corner of your main screen, you will find "KEY SEARCH". This choice takes you to all the key cutting options, for a user of the BD Laser key cutting machine.

"SETUP TEST" gives you access to key machine setup, calibrating and personal setup menus. "MACHINE DATA" gives

access to the machine specification information screens. "PASSWORD MANAGER" allows changing passwords, adding users and the passwords to go with them. You can delete users and audit/monitor user activity. Password data access and other password functions can only be accomplished by someone with the administrator password. "SOFTWARE UPDATE" along with connected communication ports allow for the ability to download updates to the operating software for the BD Laser. Selecting "EXIT" will allow you to shut down the machine or change user authorization.

The "KEY SEARCH" option gives a choice of four ways to select a key (photograph 6). On the top left hand corner of the screen is "CAR MODEL SELECTION". This is the best way to find the correct key when no other choice is known. At the top middle of this screen is "KEY SYSTEM SELECTION". This is where you choose by vehicle make and style of key. For example, Honda 4ET 6+6 means: Honda vehicle 4 outer surfaces each with depths in 6 positions. On the top far right of the screen is "RECORD # SELECTION". This is the quickest method to cut a key. You enter a RN (record number) which takes you directly to a specific vehicle. You just enter the RN, enter the key code and cut a key. Finally, at the bottom left hand corner, is "SEARCH BY CODE". With this choice, you enter a key code and the BD Laser will find all car makes which have that specific code. You then choose the correct car brand, model and year to select the appropriate code. The

## AMSEC GUN SAFES




Large  
Selection  
In  
Stock

◆


Over 300  
Amsec  
Safes  
In Stock  
Overall

**Also Stocking Gardall**


Fradon Lock Co., Inc.  
Syracuse, NY  
(315) 472-6988 or  
(800) 447-0591 East of Mississippi




# PROXIMITY READER



- Accepts HID cards & Fobs in 26, 33 & 37 format
- Easy Installation
- Weatherproof -32°F to 155°F
- Emergency Key Override
- "Clutch" for trouble free service
- Upgradeable memory "On Door"
- Panic Alarm Interface
- Lifetime Mechanical & Electronic Warranty





Made in USA

**BHMA**

www.marksusa.com • 1-800-526-0233 • 631-225-5400



last option is the arrow in the bottom right hand corner for "BACK TO MAIN MENU".


My choice of key cutting process was RN/Record Number and the screen that followed allowed me to enter the RN 26 for Honda Master key. That gave me a number of key cutting options. I selected "CUT BY CODE", which was the top middle icon on the screen. The console screen display then requested a code number, where I entered the Honda code

number K031. The resulting screen showed a display of the cut key with key cut depth and space information. By selecting enter, the next screen display lists key blank number comparisons by brand. Tapping enter again will begin the key cutting process. Before the cutter turns on, the display will request verification that the correct jaw is inserted in the machine.

There are four color coded jaws that are included with the BD Laser, (photograph 7). The red "A"



7. Four color coded jaws are included.



8. Make sure the key blank is seated properly.

jaw is for Honda/Acura. It is inserted from right to left into a slot on top of the key machine carriage. When slid all the way to the left the jaw can be secured with a locking lever. Choose the key blank needed and insert into the opening of the jaw. Make sure the key blank is seated flat and all the way to the key stop when you tighten the jaw, (photograph 8). Tap the "YES" icon to start the machine cutting. While the BD Laser is cutting a key, the display will indicate "CUTTING IN PROGRESS". Touching "STOP" any time in the process will stop the machine. You will then be prompted to brush away the chips and turn the key to the other side. Selecting "YES" will start the cutting process on the other side. A cut Honda key, Honda blank and another high security key blank are shown in (photograph 9).

By re-inserting the cut key, I was able to test another feature of the BD Laser. "CUT BY DECODE" is a process that can be done with any original high security automotive key. The display screen will inquire whether the key is in the jaw. If it is, you tap "YES" to start the decoding process. The console display will indicate "DECODING KEY" while the



Digital Lock & Safe Sales



RH2012



MB2014



"Go Hawaiian!"

AT 2005 ALOA

Booth #1531

**CSS**  
CORPORATE SAFE  
SPECIALISTS

Learn more by calling 800.342.3033 ext. 120

www.safe-help.com





**9. High security automotive key and blanks.**

decoding process takes place. After the process is complete, the unit will analyze the data and convert the information to key depths and spaces and also to a code number.

If you want to cut a key without a specific code number available, you can choose "CUT BY DEPTHS" by tapping the icon in the top right corner. The resulting screen leaves blank spaces for cuts that can be entered one by one. The BD Laser will also cut your key blank to the selected cut pattern.


The resulting touch screen for key search gives choices for key cutting processes. From the main menu, "PASSWORD MANAGER" gives you the ability to manage the security of the machine's use. Your choices for adding or deleting users give the administrator the ability to limit access to using the machine, plus auditing usage and the information drawn from that give the administrator the ability to see who is using the machine and what they are doing with it. Choosing "USER ACTIVITY", gives options as to how to search the data by user, key code or date. The administrator has access to programming and auditing functions along with the ability to access the machine for cutting and decoding keys. Individual users have access to key making but cannot access audit information and can't alter or delete users or passwords.

Selecting "SETUP TEST" gives options for setup, calibration, changing cutters and more. By choosing "SETUP" you get specific setup options. Choices include: "JAW SETUP", "CUTTER

CHANGE", "CUTTER SETUP" and "TRACER CHANGE". The BD Laser walks you through each step of the various processes and makes it a snap to change cutters, tracers or just to re-calibrate the machine. Maintenance isn't much more difficult than cutting keys.

The BD Laser almost does the job of key cutting all by itself. I was amazed at how fast it was to set up and how simple it was to cut keys. Codes are built-in and can be updated through data cards,

Internet access and other ways. You can also attach a vacuum hose to collect the metal chips as the keys are cut. If you have the inclination to start making high security automotive keys, I doubt that you'll find an easier way to get started. BD stands for Barnes Distribution, part of Barnes Group Inc.

*For more information, call 866/267-6776 option 2. FAX: 216/592-1602. Find them online at [www.barnesdistribution.com](http://www.barnesdistribution.com). *

# SECURITRON

## Mortise Glass Lock

Electric locking for narrow stile aluminum frame glass doors

**Now** Paddle or New Handle  
**Now** 1-1/8" or 31/32" Backset  
**Now** Continuous or Intermittent Duty

Clear Aluminum Handle  
 Duranotic Brown Handle  
 Clear Aluminum Paddle  
 Oil Rubbed Bronze Paddle

**1-800-MAGLOCK**  
[www.securitron.com](http://www.securitron.com)

**MAGNACARE**  
 LIFETIME REPLACEMENT WARRANTY

An ASSA ABLOY Group company **ASSA ABLOY**



## Blue Punch™ Key Machine #BP201

### Heavy duty and built to last!

The Blue Punch key machine is a dedicated key punch machine designed to provide factory original keys. Creates keys with the speed of a duplicator. The Blue Punch is fast, extremely accurate and easy to use. The key machine is set up at the factory to provide automatic spacing and depth. An ideal key machine for the commercial locksmith, hotels, schools and other institutions. Fast and easy to use, this key machine is precision machined to the tightest tolerances. Portable and dependable, hand operated – no electrical outlet needed. The professionals clear choice: The FASTEST and EASIEST punch machine on the market.

Dedicated punch machine. Designed to cut "factory original" keys by code. Automatic spacing and depth. (formerly sold as Keymak & Armbruster.)



## Kurchunk! Kurchunk!

### Why Use the Blue Punch Machine?

Why? Our Blue Punch machine is by far the most popular punch key machine ever built or sold!

Why? The Blue Punch machine is the only machine made with automatic spacing and depth for speed and accuracy.

No dialing, turning, fumbling or guessing. Lock manufacturers have the best technical and engineering knowledge. More Blue Punch machines have been sold to and used by more lock manufacturers than all other punch machines combined.

Could it be? **QUALITY-ACCURACY-SPEED-DEPENDABILITY-BUILT TO LAST-SIMPLICITY...**



## Key Decoders

#KD01	Decoder for Kwikset, Schlage, Weiser & Westlock.
#KD02	Decoder for Medeco small pin, large pin, Master & American Padlocks.
#KD03	Decoder for GM, Ford, Chrysler & Ford 10 Cut.
#KD98	Decoder for ASSA.
#KD1C	Decoder for Best/Falcon & other I/C using standard A2 increments.
#KDSC	Decoder for Schlage.

## Key Hooks

### Keys won't fall off of these hooks!

Pliable, durable, colorful no-spill key hooks. Unique design securely holds 25-30 blanks per hook and won't allow your key blanks to come off until you want them off. Special formula material eliminates breaking and dropping.



- #KHBK-Black Key Hooks
- #KHBL-Blue Key Hooks
- #KHBR-Brown Key Hooks
- #KHTE-Teal Key Hooks
- #KHRE-Red Key Hooks
- #KHWR-White Key Hooks

100 hooks per bag. Fits 1/8" pegboard. Available in 6 different colors.

## Key Tags

Our Key Tag System is the ultimate in key board organization.

Domestic Auto Key System	Auto Key Key Tags	White Blank Key Tags	Fluorescent Blank Key Tags
#LT420	#LT421	#LT422	#LT423
100	100	100	100
200	200	200	200
300	300	300	300
400	400	400	400
500	500	500	500
600	600	600	600
700	700	700	700
800	800	800	800
900	900	900	900
1000	1000	1000	1000

To organize Residential & Commercial keys. Set contains over 800 tags.

To organize Foreign & Domestic auto keys. Set contains over 700 tags.

Make your own key tags. Set contains 96 blank tags.

Highlight those frequently used or specialty keys. 3 fluorescent colors. Set contains 96 blank tags.

## Mortise Lock Installation Jig #INJIG-MORT

### Cuts a lock mortise in under 5 minutes!

The new jig incorporates unique Quick Change Cutters which allow the cutters to be changed in seconds, without removing the jig from the door. This means that both the full lock body and face-plate can be cut out with ease. The mortise hole is automatically centered on the door and accurate results are obtained every time. No other combination of tools can produce such fast and accurate mortise installations. The jig and its precision cutters will cut a mortise in hard wood, soft wood, composite doors and with the use of special cutters, aluminum doors as well, all in under five minutes!



**Mortise Lock Installation Jig** Installation Jig for Mortise Cylinders. Includes: carrying case, aluminum housing with hardware, 3 cutters (WB22, WB25, & WB27), self-centering action, stops, long boring shaft and instructions.

## Installation Templates

### Who can install a vertical rod panic bar and outside trim in less than 1 hour?

You can ... with the PRO-LOK® IN-Series Templates. Easy-to-Use, fast, precise and durable. We have assembled a group of installation templates that are all used with our Universal Clamp. You will get exacting accuracy and finished work in the same time as it takes others just to set up. Every time you use a PRO-LOK® template, your installation time will be faster, your installations more precise and professional looking. Time is money. The PRO-LOK® IN-Series Templates may be the best investment you ever make! \*Reverse templates are available for the back side of the door. You can cut your time in half by not having to switch over when you are done with one side. Reverse templates also prevent splintering the back side of the door when drilling.

## Universal Clamp #INCL



The cornerstone of our professional installation series. Holds all our specialty templates without damage to the door's finish.

## Backset Adaptor #INCLA



The INCLA is designed to align the templates on a 1-3/4" door with a 2-3/4" backset. The INCLA adapts the templates on a 1-3/8" door and will also align the template with a 2-3/8" backset.

## 26 templates available to fit your needs!

Alarm Lock, Arrow, Authority, Baldwin, Best, Ca-Royal, Corbin/Russwin, ILCO, ITEK, Lockwood, LSDA, Marks, Medeco, NT Falcon, NT Monarch, Precision, PDQ, S. Parker, Schlage, Sargent, Simplex, Taco, U.S. Lock, Von Duprin, Yale and more...



## Locksmith Tools

PRO-LOK® offers a variety of locksmith tools to make your jobs easier and more efficient. Each and every tool is designed or field-tested by locksmiths worldwide. Each tool is consistent with PRO-LOK's reputation and desire of providing the industry with the highest quality tools available. From automotive related tools to impressing tools. From screwdrivers to cylinder followers, the variety of tools offered by PRO-LOK® are a collection of suggestions and ideas from our locksmith friends nationwide.

## Lock & Safe Scope #LT1202

This scope throws a strong beam of light, great for reading wafers and safe work. Made of impact-resistant plastic. Comes with 3 tips, carrying case, batteries, and bulb. Put one in each truck.



## HeadSpec's #LT1240

Impressions Magnified. If you can't see it... You can't impress it! Multi-Purpose Head-Wearing Magnification Glasses with Dual Light Sources! 4 different magnifying choices and 2 lights built all in one HEADSPEC. Magnifications available: 1.8x, 2.3x, 3.7x & 4.8x. Uses 2 AAA batteries (not included) per light.




## KeyCheck™ #LT300

Ideal tool to train on key blank identification. Forms & holds the keyway on any sample key and allows you to match the right blank every time.



## IC Reykey/Decoder Dump Tool #LT340

Several tools in one. Clear chambers and decode. Chamber cap and retainer sleeve staking feature. Holds the key cylinder and provides a place to dump the pins for decoding or disposal. Also acts as a holding fixture for rekeying.



## IC Reykeying Ejector Tool #LT341

Pushes caps, springs, and pins into the removable inspection plug or empty plug chamber.



## IC Reykeying Staking Tool #LT342

Used on cylinders with chamber caps.



## Follower-Master Pin #LT370

A versatile follower that can be used for removal of upper chamber master pins with a quick twist.



## Follower Set-4pc #LT371

4 different colored aluminum follower tools to easily identify diameter. Two standard size followers, one small and one large diameter combine to offer a set that will service almost any pin tumbler lock. Also available individually.



## Service Call Dispatch Book #LT430

Make it easy to track service calls for dispatch and billing. 3-copy NCR with wrap-around cover. Give one copy to dispatcher, one to service tech, and retain permanent copy in book. 200 tickets per book individually numbered.



## 8pc Driver Set #LT470

Heat treated, chrome plated, chrome vanadium steel shafts with magnetic tips. High visibility handle, easy to locate. Net weight 3/4 lbs. (.34kg)

- Curved Hook
- Offset 45° HK
- 90° Hook
- Straight Pick
- 1/8" Flat Screwdriver
- #0 Phillips Screwdriver
- SD-15 Star Screwdriver
- SD-20 Star Screwdriver



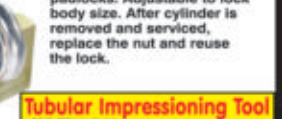
## Rhodes Nut Tool #LT500

Aluminum tool replaces plastic nut driver that comes with the Rhodes locks. Durable and easy to handle. Ideal for high volume retrofit jobs. Saves valuable time.



## The DiskBuster™ #LT605

Secures disk-style padlocks in a vise to drill the shear-line quickly and safely. Clamps onto most brands of disk/circular type padlocks and automatically centers the shear line for drilling. Prevent the possibility of drilling your hand.



## PadLock Drill Jig #LT612

Remarkable drill jig securely clamps rekeyable padlocks to drill for the retainer screw or pin. After cylinder is removed and serviced, padlock can be reused by tapping and inserting screw in hole. (See the optional attachment LT612DG).



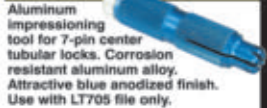
## PadLock Drill Guide #LT612DG

Used to drill the security nut on the bottom of some padlocks. Adjustable to lock body size. After cylinder is removed and serviced, replace the nut and reuse the lock.



## Tubular Impressing Tool #LT705

Aluminum impressing tool for 7-pin center tubular locks. Corrosion resistant aluminum alloy. Attractive blue anodized finish. Use with LT705 file only.



## Impressions File #LT705F

Custom file for the LT705. Cuts on 2 sides, smooth on 2 sides.



## Fire Cabinet Lock #LT9505

Self contained trip lever cylinder lock assembly fits glass fire cabinet doors. Keyed alike to LL24.



**PRO-LOK "The Best Locksmith Tools That Your Money Can Buy!"**



## Lock Picking Tools Highest Quality Picks!

It's not as easy as it appears in the movies! There is no question that picking locks is an art/skill that requires an enormous amount of practice. PRO-LOK® may not be able to provide you with the time required to learn this art, but we can provide you with the highest quality tools to get the job done. Education on how to pick a lock that consists of not only the fundamental basics of how a lock works but expands into the reason why locks are pickable was our goal when we created our full color picking manual. Couple this education with the proper tools and you are well on your way to more successful picking skills. Whether you are looking for individual replacement picks or a complete kit, PRO-LOK® has the tools to meet your needs. The variety of our specialized picks will also meet the additional requirements to expand your arsenal of picking instruments. When needing picks, pick PRO-LOK®. Our picks are available individually or in sets. Various styles and shapes available. Pick guns, ace picks, padlock picks, tubular picks, shims; you name it... we've got it! All picks are manufactured from the finest full hard spring stainless steel.

### Pick Set 11 Picks & Case #PKX-11

This popular set includes 3 picks with stainless steel handles, 3 standard picks, a double ended slim line pick, broken key extractor and 3 tension wrenches in soft luggage quality leather snap case.



### Pick Set 20 Picks & Case #PKX-20

This set contains 14 assorted picks (6 with rivetless stainless steel handles), a broken key extractor and 5 tension wrenches in a soft luggage quality zipper leather case.



### Pick Set 62 Picks & Case #PKX-62

Open the quality zippered leather case and you'll find the finest lock picks made. The PKX-62 includes an array of hooks, diamonds, balls, rakes and broken key extractors manufactured of tempered stainless steel and features our rivetless stainless steel handles that provide maximum picking comfort, six tension wrenches, and our PKX-WP5 warded pick set.



## Premium Picks

Our superior quality individual picks are manufactured of tempered stainless steel; deburred and burnished to a soft luster. We use the newest high technology steels and construction methods. Our picks are rust proof, full hard spring stainless steel with smooth rivetless construction making them the strongest most durable picks available.

#### Picks without Handles

- PKX-DB-P Pick-Double Ball-Plain
- PKX-DM-P Pick-Double Mountain-Plain
- PKX-HDL-P Pick-1/2 diamond large-Plain
- PKX-HDS-P Pick-1/2 diamond small-Plain
- PKX-KE-P Pick-Key Extractor-Plain
- PKX-LC-P Pick-Large Comb-Plain
- PKX-MH-P Pick-Medium Hook-Plain
- PKX-SB-P Pick-Single Ball-Plain
- PKX-SC-P Pick-Small Comb-Plain
- PKX-TR-P Pick-Traditional Rake-Plain

#### Tension Wrenches & Combo Picks

- PKX-TW-F Pick-Tension Wrench-Forked
- PKX-TW-L Pick-Tension Wrench-Light
- PKX-TW-M Pick-Tension Wrench-Medium
- PKX-TW-R Pick-Tension Wrench-Rigid
- PKX-TW-LT Pick-Tension Wrench-Long Twist
- PKX-TW-ST Pick-Tension Wrench-Short Twist
- PKX-DR-C Pick-Combo Diamond/Rake
- PKX-HR-C Pick-Combo Hook/Rake

#### E-Z Picking Manuals #MAEZ2

Packed with full color cut-away illustrations and detailed instructions. Clearly written, easy to understand the science of lock picking. Over 100 pgs of the best information ever written on the subject. 3 Ring Binder.


### 7-Pin Ace Pick #PKX-A1

The PRO-LOK 7-pin Ace Pick is a precision tool designed to easily open any standard 7-pin center Ace type lock. Set tension, insert and rotate back and forth until the cylinder turns. Simple to use. Comes with depth decoder. Features a hard steel body with smooth sliding picking needles, knurled brass handle & vinyl sleeves for those who prefer the feel of rubber handles.



### Deluxe Ace Pick #PKX-A2

Locks can be picked by 2 methods (each pin individually or all at once). Picks left hand, right hand and center. Comes with its own decoder. Manufactured out of aluminum and 12L14 steel, with 1095 carbon spring steel picks. Glossy black anodized finish. Comes in a custom wooden storage box specially designed to protect your tool to last a lifetime. \*Similar to the old "Lee Pick".



### Padlock Shim Picks #PKPS

Shim Picks for padlock opening (20 pcs) 4 sizes, 5 of each type. Designed for use on many padlocks with spring operated shackles latches.



### Warded Padlock Picks #PKX-WP5

Use to pick warded padlocks. 5 pc pick set.



## Safe Bits What is so special about PRO-LOK's "BUTTER BITS"?

Would you imagine you could drill a 3/8" hole in a piece of hardplate from a Mosler TRT130 in 38 seconds? Would you like to be able to use one bit and be able to drill 25 holes in a piece of GSA hardplate in only 7 minutes? You can now do this and more with the incredible Butter Bits from PRO-LOK®. These Tungsten Carbide "Butter Bits" feature a special tip design. The tip uses a unique negative rake angle and a shortened chisel edge that increases its effectiveness and reduces tip failure. PRO-LOK's Butter Bits, will benefit the locksmith who encounters hardplate while drilling safes.

- #SB01 3/16" x 3-1/2"
- #SB02 3/16" x 6"
- #SB05 1/4" x 4"
- #SB06 1/4" x 6"
- #SB11 5/16" x 6"
- #SB12 5/16" x 8"
- #SB15 3/8" x 8"
- #SB16 3/8" x 6"
- #SB17 3/8" x 12"
- #SB20 1/2" x 6"
- #SB21 1/2" x 12"

May be used on safes and other materials that are difficult to drill such as concrete, stainless steel, etc.

5 different diameters and 11 sizes to fit your needs. Made in England exclusively for PRO-LOK®.

### LIT Butter Bit

Brochure detailing an overall view on hardplate drilling including most asked questions, hardplate drilling tips, common faults & symptoms and their remedies.

## Cash Boxes

- Cash box has steel construction with a five compartment, removable plastic coin and bill tray.
- Equipped with a carrying handle and 2 keys.
- Keeps your money and documents safe and secure.
- Fits easily into any desk drawer. Rounded corners.
- Ideal for safe keeping money (as a petty cash box), storing ammunition or any other appropriate items.
- Available in 3 different convenient sizes: Small, Medium and Large.



### Cash Box (Small) #GLCB-200R

External Dimensions: Width: 7-3/4" Depth: 6-1/4" High: 3-1/2"

### Cash Box (Medium) #GLCB-250R

External Dimensions: Width: 9-3/4" Depth: 7-3/4" High: 3-1/2"

### Cash Box (Large) #GLCB-300R

External Dimensions: Width: 11-3/4" Depth: 9-3/4" High: 3-1/2"

## Auto Opening Manuals The best in the business! Yearly Full Color Updates

### 2005 Car Opening Update #MABDUP2005



PRO-LOK® car opening manuals are the best selling manuals in the industry. Each page is devoted to one vehicle and contains complete information on the tool and technique required to open the vehicle. If you want crisp clear photos, yearly updates and easy to follow instructions; these are the manuals for you. Each opening method is field tested by our own technicians. Every major model is included. Vehicles are cross referenced by model and manufacturer. The updates cover the latest foreign and domestic vehicles on the road. The page size is 5 1/2" x 8 1/2". FULL COLOR photos of each and every vehicle. The PRO-LOK Car Opening Update is the only manual that is completely printed in FULL COLOR! It is the best in the industry.

### 2004 Car Opening Update #MABDUP2004



Get Your Damn Book Today! After over 15 years of research PRO-LOK introduces "The Best Damn Car Opening Manual Period!"

- ONE BOOK
- All New -
- All in One -
- All You Need -

- ▶ Easy to Find Manufacturer. Each manufacturer is a different color tab. For example, the Acura section is red, Audi is blue...
- ▶ Easy Page Numbering Format. Each model is together, consecutively.
- ▶ Easy to Update.
- ▶ Alternate Methods. You don't have the right tool? Are you having trouble opening the car? At the bottom of each page, we provide you with an alternate opening method or tool if we have one.
- ▶ 3 Ring Binder
- ▶ Entire Book in Full Color
- ▶ High Quality Gloss Paper
- ▶ Cross Reference Index
- ▶ Tool Index

### The Best Damn Car Opening Manual Period! #MABDVOL2003



- ▶ Over 700 Pages
- ▶ Over 450 Models
- ▶ Over 40 Manufacturers
- ▶ Over 400 Alternate Methods
- ▶ Over 2200 Full Color Photos
- ▶ Over 200 Full Color Illustrations
- ▶ Covers 1980 - 2003

## Electronic Safes

These electronic safes are a great impulse sales item for retail stores. These safes are perfect for homes, offices, R.V.'s, autos, boats, closets, dorm rooms and an affordably priced gift idea. These are California approved firearms safety devices that meet the requirements of California Penal Code Section 12088 and the regulations issued thereunder.

These safes have passed the following tests: Picking, Manipulation, Forced Removal, Tensile, Shock, Plug Pulling, Plug Torque, Sawing, Dropping.

### Small Electronic Safe #GLSF-08

- Easy to program & change your own combination in seconds!
- Solid Steel construction for extra security!
- Electronic security lock.
- FREE steel lock box included.
- Manual override key function.
- 4 bolts provided to anchor the safe down.
- Two steel locking bolts for added security.
- Removable shelf inside.
- Compact size.
- 4AA batteries included to operate keypad.
- Full color packaging.

### Large Electronic Safe #GLSF-10

### Affordable Entry Level Safes



### Slotted Electronic Safe #GLSF-08S

Depository safes are designed to provide immediate and secure storage for cash, and miscellaneous valuables. When the door is locked, deposits can be made via a deposit slot. Ideal for temporary storage of excess cash register build-up, when there is a need to deposit money without opening the safe.

### Lap-Top Size Electronic Safe #GLSF-15


There is a new addition to the PRO-LOK affordable electronic safe line. The NEW GLSF-15 Laptop safe is ideal for dorms as well as anyone who needs a wider safe door to fit most laptop computers inside. Although designed to accommodate most laptop computers, this new safe size can be sold to anyone who prefers or is in need of a short but wide safe because of specific contents or space restrictions.

714/633-0681 • Fax 714/633-0470 • www.pro-lok.com

See Us @ ALOA Show Booth #518



# Safer Harbor with E-Plex 5000



*The new Kaba E-Plex 5000 improves security for the Santa Cruz Harbor while simplifying access control management.*

Halfway between the city of San Francisco and Monterey lies the Santa Cruz Harbor, a little piece of paradise carved out of beautiful Woods Lagoon. Home to more than 1,000 recreational sailing craft and a bustling commercial fishing complex, the harbor rests behind two popular beaches, Twin Lakes State Beach and Starlight Beach. Every year, hundreds of thousands of visitors enjoy the best of the ocean-side lifestyle, complete with spectacular Wednesday night sailboat races and Thursday night beach barbeques. And, during the summer salmon and tuna seasons, as many as 15,000 sport fishermen cast off from the harbor's public launch.

Maintaining security at this popular getaway, however, is no day at the beach. Challenges include corrosive salt air and rough winters that can easily destroy delicate equipment; a seasonal workforce that needs to access sensitive areas while on the job, but needs to be kept out during off-hours and the off-season. And, even here in paradise, there are budgets to consider. The harbor's permanent staff is small in number, and staff

members only have so many hours in a day. Quick and easy retrofitting, plus fast and simple access authorization management are critical to keeping the operation efficient and cost-effective.



When Kaba Access Control needed to beta-test the durability of its new E-Plex 5000 electronic lock, Santa Cruz Harbor had the perfect spot. Forty yards from the ocean stands a maintenance shed. The front door faces the water. It's just the right place to punish any flaws in materials and engineering. Kaba representative Jim Daniels and local locksmith Scot Edelstein, owner of A&A Safe & Lock, hooked up with Tom Slagel, the Harbor's director

of maintenance, to see just how well the E-Plex would perform in this most hostile environment.

With no wiring to run through the door, a simple, two-hole drilling template, super-easy "sandwich" fitting, and a field-reversible lever, installing the lock was a breeze. The real test, however, would be delivered by the elements. Could the E-Plex 5000 stand up to the corrosive effects of foggy summer mornings, winters, and constant exposure to salt air?

"After nine months of testing, the E-Plex 5000 looked brand new and operated flawlessly," said Kaba representative Daniels. Edelstein confirmed this assessment, "the performance was phenomenal and the satin chrome finish showed no wear." But the highest praise came from maintenance director Tom Slagel, "the test went so well that we ordered another one just as soon as they started production."

For Slagel, the durability of the E-Plex 5000 is just one of many important benefits. "From a security perspective, I get a complete audit trail. I know who entered the building and when they entered. If assets go missing, I get a complete list of suspects with a quick download to my PDA (handheld personal digital assistant)."



According to Daniels, the ability to change authorizations at your desk provides even greater advantages, especially in a place like Santa Cruz. "It doesn't matter what the weather's like outside—cold, rainy, or even one of those winter storms that comes in off of the ocean—you make all the changes from the comfort of your nice warm office, then upload them to each lock in a matter of seconds. Plus, the locksmith can offer a whole new level of service to his customers. He can make all access authorization changes for all of his customers at his shop, then have one of his employees conduct the uploads as part of their daily rounds. The customer gets the ultimate in convenience, and the locksmith gets a new revenue stream. It's a real win-win situation."




In addition to an opportunity to offer maintenance contracts, locksmiths can also simplify their operations and reduce inventory. According to Edelstein, "because of the field reversible lever, I only have to keep half as many locks on hand. No matter if the next installation is in a right-hand or left-hand door, I've got it covered with just one lock."

"The E-Plex 5000 is the easiest, quickest way to get advanced

access control functions that I've ever seen," continues Daniels. "The Santa Cruz Harbor test really proved the exceptional durability of this lock. And the quick, simple installation, easy authorization management, and convenient access audits that we saw in Santa Cruz are being repeated everywhere. If you need advanced access control functions, but don't need all the complexity that's usually

associated with electronic systems, this is the ideal solution." Greater control with less work—for security managers, that's another little bit of paradise.

*For more information on the Kaba E-Plex 5000 contact: Kaba Access Control, Phone: 800-849-8324 or 336-725-1331; Fax: 336-725-3269; E Mail: info@kws.kaba.com; Web: www.kaba-ilco.com. *

**AMSEC**  
**SafeWizard®**  
Access Control System  
with Remote Connectivity  
**The Future  
of Security**  
800-421-6142  
www.amsecusa.com

**GET FREE STUFF!**  
From May 1st through December 31st 2005

HPC has been the world leader in producing lock picks since 1956. HPC was the first company to mass-produce lock picks making them available to locksmiths around the world. HPC picks are available in spring steel and stainless steel, with multiple handle options and case styles. In addition, HPC produces specialty picks, such as the Electropick™, Pistolpick™, and a wide selection of tubular picks. With so many options available, every locksmith can find their choice of pick from HPC.

With every purchase of HPC products accumulate points to redeem for Free Stuff

**Fleece Jacket**   **Messenger Bag**   **T-Shirt**   **Portable TV**

**ALOA BONUS**  
EARN  
DOUBLE POINTS  
FROM JULY 18<sup>th</sup>  
THROUGH AUGUST 31<sup>st</sup>

HPC, Inc.  
3999 N. 25th Avenue  
Schiller Park, IL 60176 USA  
www.hpcworld.com

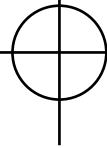
visit [www.hpcworld.com/freestuff](http://www.hpcworld.com/freestuff) for details

Picks



# CORNER

## BEGINNER'S



by  
Ken Holmlund

### The Basics of Rekeying, Part 1

**T**he term rekeying doesn't mean much to most consumers because they don't understand the concept, so they can't relate to the expression. We, as locksmiths, have to explain the results to the customer even though it is not necessary for them to know the process. We must, therefore, thoroughly understand the method used to replace the pins or tumblers in a keyed lock.

If we are to understand the process, we have to understand the concept of keying a lock. It was Linus Yale that first invented the idea of a pin tumbler lock. His basic idea is still in use today, with some modifications. The concept of different length pins placed in chambers of the plug and top pins and springs in the bible of the cylinder are the basis for the system. When the pins are raised to the correct level by the insertion of a properly cut key, the plug will turn inside the body of the cylinder and the resulting action can be transferred to any connection made at the back of the plug. This principle applies to the flat tailpiece of the rim cylinder as well as the cam of the mortise cylinder and the various connecting mechanisms used by key-in-knob and lever locks.



**1. Pins too high.**



**2. Pins too low.**



**3. Pins at shear line.**



**4. Keys and blanks.**

Whether you are keying a lock to a new key or cutting a key to fit existing pins, the goal is the same—place the correct pins in each chamber to form a flat surface at the same height as the top of the plug. Too high and the pins will enter the bible, (*see photograph 1*), too low and the top pins will enter the plug, (*see photograph 2*). This point is called the shear line, (*see photograph 3*).

Lets take a look at some of the tools you will need to be able to change the combination of a lock, or as it is called, rekeying the lock.

Key blanks and cut keys can be referred to as product or as tools, depending on whether you are selling the keys or using them as a tool to make a lock function, (*see photograph 4*). For our reference in this article I will call them a tool. You must have a proper assortment of key blanks to be able to do a variety of brands of locks. I suggest you begin with your distributors top 100 keyways and refine the blanks you carry as you get more experience in your area. Every area will be different, but you will need some of the basics no matter where you are located. These will include Schlage C and E, Weiser, Kwikset, Yale Y-1, Falcon, Arrow, Sargent, and

Corbin for example. I know some of the before mentioned brands will interchange, but it is far better to have the correct key when possible.

If you have a mobile rig with available power and you have a code cutting machine (more on these later) you will not have to have a supply of pre-cut keys. If such is not the case, I suggest you cut a nice cross-section of the most common keyways in your area and carry them with you on your runs. The time saved will add up and time is money. Some locksmiths pre-package cut keys with the pins needed to rekey a lock. That may work, but I have never thought that to be a very time efficient way to work. I prefer to have the next tool I will mention as my storage system for the pins.

The tool I referred to is the pinning kit, (*see photograph 5*).



5. Universal pinning kit.

A few manufacturers provide these kits such as LAB, Zipf, and Specialty. Pin kits come in two basic sizes, .005 and .003 inches. What that means is that the difference in length of one pin to the next is either .003 or .005 inches. LAB introduced the .003 system and others followed. The .003 pin system offers much greater flexibility over the .005 system. Either will work for most locks, but I prefer the .003 system because you will never be more than .001 inch from the original manufacturers specifications



6. Specific pinning kit.

with it while the .005 system can be as much as .002 off. You must remember that the difference between a smoothly working key and a poorly working key will sometimes be the thickness of a piece of paper. In cases like that, .001 can make quite a difference.

# MARK KEYS & SMALL PARTS

Now you can mark keys, lock tumblers, tags, social security plates and small parts with identification numbers and letters easily and economically. NUMBERALL manufactures and services a complete line of marking equipment from one character hand stamps to motorized automatic marking presses.

Shown here is our popular Model 40B with a key marking set-up. The key is held in place during the marking operation in a custom-made key rest. The 40B comes complete with a 42 character dial available in sizes from 1/16" to 3/16". By depressing the operating handle the impression is made and the machine automatically advances to the next character.

Write or call for our complete catalog [www.numberall.com](http://www.numberall.com)  
e-mail: [office@numberall.com](mailto:office@numberall.com)

**NUMBERALL STAMP & TOOL CO., INC.**  
Box 187, High Street, Sangerville, ME 04479  
(207) 876-3541 FAX (207) 876-3566  
Serving Industry Since 1930

Circle 260 on Rapid Reply

## GET FREE STUFF!

From May 1st through December 31st 2005

HPC designs and manufactures the widest line of professional tools available! Impression cleanly, re-pin swiftly, decode accurately, stamp perfectly, drill precisely, remove levers easily, and much, much more! Mesh professionalism and efficiency with HPC high quality tools.

With every purchase of HPC products accumulate points to redeem for Free Stuff

Portable DVD Player    T-Shirt    Palm Handheld    Duffel Bag

**ALOA BONUS**  
EARN DOUBLE POINTS FROM JULY 18" THROUGH AUGUST 31"

HPC, Inc.  
3999 N. 25th Avenue  
Schiller Park, IL 60176 USA  
[www.hpcworld.com](http://www.hpcworld.com)

visit [www.hpcworld.com/freestuff](http://www.hpcworld.com/freestuff) for details

Circle 233 on Rapid Reply

July 2005 • 75



You may also invest in pinning kits for a particular brand of lock, (see *photograph 6*). These have the advantage of being exactly the manufacturer's specs, but they are limited to being able to key only that one manufacturer's locks. They also are limited in that they offer limited compensate for miscut keys that you may be given to use as the base key for locks you will be rekeying. Some would say that you should cut a new base key to the original specs, but in the real world this is not always possible. The customer may already have several locks keyed to the miscut key and does not want to rekey all his locks. In that case, what can you do but key the locks to his key and compensate for the miscuts by use of pins that are not the lengths recommended by the manufacturer.

The next tool needed to rekey locks are followers or what some may call plug pushers, (see *photograph 7*). Several manufacturers make these, including HPC, LAB, PRO-LOK, KEEDEX, and many others. Which you chose to use is a personal decision, but you will need more than one diameter since you will be working with locks that use different diameter plugs. The three most commonly used sizes are .395, .495 and .550. Adjustable followers are available, but I find having the correct size for the job is preferable. I use the hollow followers manufactured by HPC because they are versatile, lightweight and can be stored by placing them over a small nail I have hammered for each size, (see *photograph 8*).

Followers are used to push the plug out of the cylinder and to trap the top pins in place until the plug is replaced. When you replace the plug, push the follower out with the plug and



**7. Followers.**




**8. Followers on nails.**



**9. Tweezers.**

do not pull the follower. This will assure you that the top pins and springs will stay in place instead of all over your counter and floor. One more tip, be sure to turn the plug when replacing it so the top pins will not drop into any unused chambers in the plug while installing it. This is not a problem if the plug is drilled to five pins and you have keyed it to the same with the key in place, but if the plug is a six or seven pin and you have used less than all the chambers, be careful.

Another helpful tool is a set of tweezers. I like the kind of tweezers that has a slot cut across the tip of the tweezers to hold pins in the upright position. Available from HPC and LAB, tweezers selection depends on user preference,



**10. Using tweezers to remove master pins.**



**11. Plug holder.**



**12. Ring compression and ring spreader pliers.**




**13. Offset ring spreader.**

(see *photograph 9*). Any tweezers will work but I believe having the tool that works best for you is the one you will use the most. I also use the tweezers to remove any master pins that may be in the lock from a previous keying, (see *photograph 10*). I believe it is important to check the top pins and springs to be sure the springs have not gotten weak or the pins are not sticking,



14. Cap removal tool.



15. Stamping set.



16. Give away rings.

and I use the tweezers for this process as well. I simply insert the tweezers in front of the follower and push it out as I trap the pins with the tweezers. I allow the pins to lift slightly, thereby being able to determine the functionality of each as I move toward the back of the cylinder. I usually do the front three chambers from the front of the lock and the last two or three from the back, because trying to keep too many pins in place while manipulating the next can be a recipe for gutting the lock. Checking the pins and

springs this way will require some practice, but once you get the hang of it you will be able to do it very quickly.

Depending on the brand of locks you will be rekeying, you will need other tools like a plug holder, (see photograph 11), ring compression and ring spreading pliers, (see photograph 12) or even offset ring spreaders, (see photograph 13). Cap removal tools, (see photograph 14), stamping sets, (see photograph 15), and give away key rings, (see photograph 16) will also be

needed. Some locks will require specialty tools, but you will have to get those as they are needed.

Next month I will go into the mechanics of keying specific brands of locks. I believe the secret to being accurate and fast in keying locks is to be careful and practice, practice, practice. The keying of a lock is a simple act, but it can make or break your reputation as a skilled locksmith. Do not overlook its importance.

TNL

Your Reliable Hardware Supplier

**Get It Quick!**

We have it before you need it!!

**MAHA HOLESALE HARDWARE**

To Order Call Toll Free

Phone: 800.238.4566  
Fax: 800.538.4566

Call or Write for our **FREE Full Line Catalog**

**Omaha Wholesale Hardware**  
P.O. Box 3628  
Omaha, Nebraska 68103  
Web: OMAHAWH.com  
Email: SALES@OMAHAWH.com

Adams Rite  
Alarm Lock  
CCL  
Chicago Lock  
Detex  
Dor-O-Matic  
ESP  
Folger Adam  
Fort Lock  
Glynn Johnson  
Hager  
HPC  
KABA ILCO  
Ives  
Jackson  
Jet  
LAB  
LCN  
Locknetics  
Lucky Line  
MAG  
Master Lock  
Medeco  
National Cabinet Lock  
National Guard  
Norton  
Rixson  
Rockwood  
Roton  
Sargent  
Schlage  
Simplex  
Stanley  
Telkey  
Von Duprin  
Washroom Accessories

Circle 261 on Rapid Reply

**GET FREE STUFF!**  
From May 1st through December 31st 2005

HPC offers the security items that your customers need. HPC's KeKab® name is synonymous with superior construction. With capacities of 8 to 730 keys and various locking options, HPC Security Storage products fit your customers' requirements. HPC's line of door guards protect your customers from forced entries, eliminating attacks against latches and bolts, cylinder wrenching, and door spreading. Offer these locksmith-quality products to all of your customers with confidence.

With every purchase of HPC products accumulate points to redeem for Free Stuff

T-Shirt, Digital Camera, Portable TV, Duffel Bag

**ALOA BONUS**  
EARN DOUBLE POINTS FROM JULY 18<sup>th</sup> THROUGH AUGUST 31<sup>st</sup>

HPC, Inc.  
3999 N. 25th Avenue  
Schiller Park, IL 60176 USA  
www.hpcworld.com

visit [www.hpcworld.com/freestuff](http://www.hpcworld.com/freestuff) for details

**Security**

Circle 235 on Rapid Reply

July 2005 • 77



# THE Lighter SIDE



## Lock It

**D**id you hear about the kidnapping?" Don asked as he came into the store one morning.

"What kidnapping?" I asked, looking up from my desk.

"The one at that little drive-in café out on the Del Rio highway, just west of town."

"You mean just outside Uvalde?"

Don nodded and unfolded the local paper to show me the headlines. "Three women were stopped there, at the drive-in, when a man pulled up behind them in an eighteen-wheeler, got out, walked over to their car and yanked open the door."

"You've got to be kidding."

"Nope"

"Boy howdy, that ought to teach people to lock their car doors," I said.

"According to the newspaper, he dragged the driver out of the car, and threw her over his shoulder. Then he carried her kicking and screaming to his rig and drove off with her."

"How awful! Have they found her yet?"

"As luck would have it, the woman's two female companions recognized the man as the woman's former boyfriend and called the police. They gave them a full report, and within an hour or

so, they found the two of them at a rented house on Oak Street."

"Was the woman all right?"

"Well, it seems the report of kidnapping was a bit exaggerated. When the police broke in, they found the couple in a somewhat compromising entanglement."

"Are you serious?"

"Yep."

"So, what did they do to the guy?"

"Nothing. The woman refused to press charges."

"I thought kidnapping was a crime prosecuted by the state or federal government."

"That may be true, but the woman said her friends were obviously mistaken, and that there had been no kidnapping. She insisted she'd gone with him willingly."

"Kicking and screaming all the way?" I shook my head in disbelief. "I'll bet her friends felt foolish."

"No doubt," Don agreed. "But that's not all. Here. Read this while I go see if I can find one of our gold star 'I'm so Smart' stickers. I think the dispatcher should get one, on this."

I took the paper and read the paragraph he'd indicated. According to the report, when the man's truck had been

spotted outside his house, the patrolman called for back-up, and the dispatcher relayed the information to headquarters, where the Chief of Police was standing by.

"How many of our men are at the scene?" the chief asked.

"Only one," the dispatcher replied, "but he says he has the house surrounded!"

That must have been a really big policeman!

I sometimes use this little tale to impress my non-locksmith friends with the importance of locking all the doors of their car as soon as they enter their vehicle. It's a good habit to get into and might prevent their becoming a victim in any of various crime scenarios sweeping across the country. I also suggest they lock the doors any time they leave their vehicle, if only for a short time, as in shopping or even dashing in to pick up the cleaning.

Here's a situation you may never have considered. It, too, involved a not-locked vehicle and a very large man.

Bernice and I had planned to meet for coffee one morning, but as usual, she was running a bit late.

"Surprise!" she called to me as she entered the little

neighborhood coffee shop. "I finally got here." Sliding into the booth, she smiled as our waitress set a mug of coffee before her. Bernice reached for the cream and sugar and stirred them into the steaming brew as she continued talking.

"You know, I can't believe..."

"Whoa there!" I interrupted. "Where's your purse? You didn't lock it up in your car again, did you?"

"Absolutely not," Bernice replied. "I've learned my lesson. Do you know what your locksmith charged me the last time?" I decided not to remind her how happy she'd been to get it opened, that day. She'd even said something about the cost being well worth it. How quickly they forget!

Bernice felt all around on the bench-seat beside her, looked on the floor, and came up empty-handed. "Maybe I did leave it in the car," she said at last. "Oh, well. At least I won't need a locksmith, this time."

"How come?"

"Simple: I quit locking my car after that last little incident." She glanced over her shoulder toward the parking lot. "However, I just cashed a small check at the bank. I'd hate for some sticky-fingered thief to help themselves to my hard-earned money. Maybe I'd better go get it. Be right back."

Out the door she strode, but she came dashing back in, with no purse in sight.

"Didn't you find it?" I asked, thinking she looked awfully pale, all of a sudden.

"Somebody's sitting in my car," she whispered. "A great big burly-looking guy. He's sitting in the driver's seat, and he has my keys in his hand, trying to start my car."

"Well, what did you say to him?" I asked.

"Nothing. I was too scared. What should I do?"

"Come on." I grabbed her by the hand and led her back toward the parking lot, shouting over my shoulder for the waitress to call the police. As we approached her car, I had to agree with her hasty observations. The man was indeed big and burly. In fact, he was huge, and looked as if he hadn't shaved in a week or two. He was still trying to get her key to go into the ignition switch. The problem was, he was using the secondary key. "Excuse me, sir," I said politely, in an attempt to prevent antagonizing him. "But you seem to have gotten into the wrong car." I tried to open the driver's door, but he reached out the open window and knocked my hand aside.

"Get away from here. I got some place to go," he growled. I noticed his head was bobbing as if his neck was made of rubber, and

every time he blinked, his eyes sort of rolled back in his head. The man was obviously stoned. I tried to convince him to come inside with us and let me buy him a cup of coffee, maybe some breakfast, but he wasn't listening to me. He kept trying to force the wrong key into the ignition while mumbling about how he had someplace important to go.

It didn't take long for the police to arrive, three patrol cars complete with screaming sirens and flashing lights, but it took four men to pull the guy out of Bernice's car and get him into a squad car. Even then, they had trouble prying the keys from his hand.

Once things had settled down, we returned to our coffee, but Bernice couldn't stop trembling.

"I don't know what I would have done, if you hadn't been here," she said. I couldn't resist taking the opportunity to give my friend a mini-lecture on the merits of locking her doors.

"I thought locksmiths just told people things like that in hopes they'd lock their keys inside and would have to pay a locksmith to get the door open. You know, sort of like the bumper stickers I've seen that say, 'Support Your Local Locksmith—Lose a Key'."

<Sigh>! And for this we work 24/7/52, year after year after year?

**TNL**

		<b>SECURITY PLUS, INC.</b>	<b>TOLL FREE PHONE ORDERING:</b>	
3612 North 16th Street • Phoenix, AZ 85016			1-800-426-0200	
(602) 234-3883 • Fax (602) 234-3882			 	
1200MAX-110V	1200CMB-110V		9160MC-110V	9120RM-110V
				
\$3,849.00*	\$1,916.00*		\$425.00	\$299.00
*LIMITED TO STOCK ON HAND				



# LGB Basic

## KEYPAD

# Retrofit



by Dale W. Libby, CMS

**T**his is a story about changing the membrane keypad on a Cannon Gun Safe. This was a warranty job from LaGard. I will quote freely from the Keypad Retrofit directions and include my own comments and observations and sidebars.

LaGard called me and wanted me to retrofit a new keypad on the Cannon safe, and if that did not work, then drill the safe and replace the lock. I had never replaced just a keypad (with the safe locked) and thought it might be fast and easy. The first time never is, and I did learn a lot. It was not hard, but it took a lot longer than it should have.

LaGard sent me the retrofit directions along with a new keypad and dial ring (Type 1, the older type) and a new lock and the mounting hardware. The Type 2 LGBasic dial ring fits on screws

just like the 3600 electronic combination locks. These are easy to remove and replace. Just push up and the dial keypad comes off. (Standard mounting pattern).

In *photograph 1*, we see the Executive Vault manufactured by Cannon Safe for COSTCO, a large discount chain of retail stores. There is a label on the inside of the door that relates the fact that the safe is made by cannon. The door itself features a large three spoke opening wheel and a center mounted electronic lock. The flat of the swing bolt is towards the opening edge of the door. Since I did not get to disassemble the door, there are no inside pictures of the lock and mechanism. The customer did not want a new lock body and did not want me to disassemble the door. There was all sorts of stuff attached to the inside of the door back panel and I did not want to disturb it.

There was another give away that the safe was made by Cannon. On the bottom of the

golden keypad, there was a Cannon logo. This looks like a Civil War cannon embossed at the bottom of the keypad. On a regular keypad you would see the LaGard logo, which is a capitol L with a G resting on the bottom leg. This will be shown bet-

**Continued on page 82**



**1. Executive Vault by Cannon for Costco.**



Server Racks  
ANRP  
Hialeah, FL

**CompX**  
SECURITY PRODUCTS

# CompX eLock.

*Revolutionizing access control  
for cabinetry.*



Pharmacy Cabinets  
Peach Valley Pharmacy  
Spartanburg, SC

There's nothing like  
the **CompX eLock**.  
Electronic access control  
for cabinetry, which means  
it can be used almost anywhere.  
In healthcare, academics, government,  
manufacturing — *anywhere*  
access control is required.

### eLock Applications:

- patient records
- drug / supply cabinets
- coolers / refrigerators
- bio-hazard disposal
- lockers
- dorm room lock box
- research lab
- student records
- key control boxes
- tool cribs / carts
- evidence rooms
- equipment storage
- cafeteria / food storage
- many more!



Utility Medicine Cabinets  
Greens Security  
Anaheim, CA

864.297.6655  
eLock@compXnet.com  
www.compXnet.com  
Copyright 2005  
© CompX Security Products



**CompX eLock**  
EL-2004-PRKP



Get a **free**  
**CompX**  
**eLock**  
**t-shirt**  
at **ALOA!**

**CompX eLock**

**To receive your free shirt:**  
Complete the form  
at [www.compXnet.com/aloashirt](http://www.compXnet.com/aloashirt)  
detailing your actual  
eLock application, print  
it out and bring to the  
CompX booth #1323.

**You'll also receive individual  
training on how to sell  
CompX eLocks.**

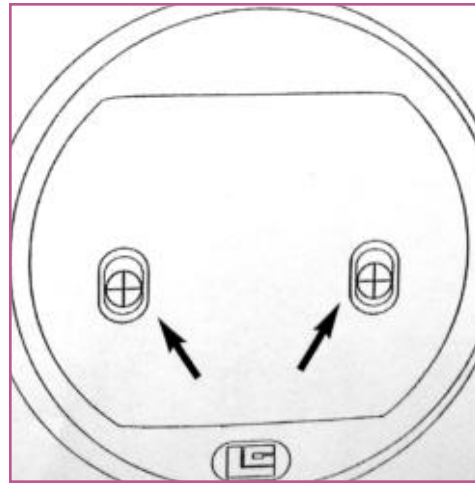
Offer good while supplies  
last. Must be present  
at the July 2005 ALOA  
show to receive a t-shirt.



**A. Peel the membrane keypad by lifting one of the bottom corners.**



**B. Remove the two mounting screws and the keypad will come loose.**

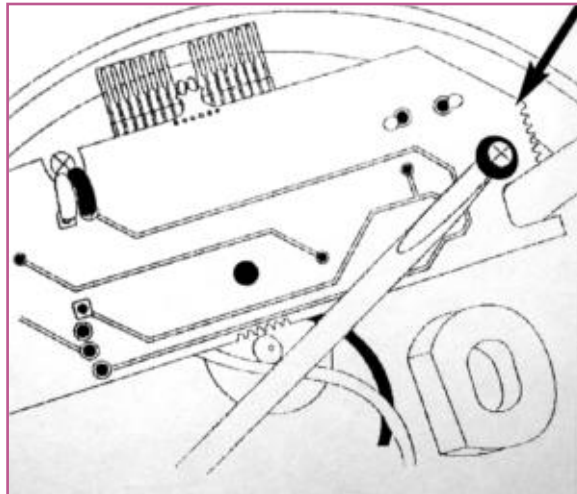


ter in the following illustrations. This one just had the cannon picture.

Let us start with the LGBasic keypad retrofit directions. I will put their words in quotes! “The following procedure has been developed to illustrate the correct method of replacing an existing mounted keypad. This procedure is to be performed with the safe door in the open position.” Assuming the door is in the open position in the first place. “The battery cable may have been pinched during the initial installation, which will cause a short to the keypad. If the battery connector has been pinched and the door is closed, an attempt should be made to connect a battery and open the door after the existing keypad has been removed. If a battery cannot be connected due to damage to the connector, then the change-out can be performed with the door closed.”

### **Removal of Existing Keypad**

1. “Disconnect the battery from the keypad.” There is a plastic door at the bottom of the keypad that must be removed before you can do this. The newer keypads have a little Phillips screw that holds the cover in place. The older units have a cover that must be snapped out to remove the battery.



**C. The circuit board is held in by one or two Tinnerman nuts.**

2. “Peel up the membrane keypad to access the mounting screws by lifting one of the bottom corners of the membrane keypad,” (see illustration A).

3. “Peel up towards the top of the housing. This allows access to the Phillips head mounting screws in the two recessed holes.”

4. “Remove the two mounting screws and the keypad housing will come loose from the door of the safe,” (see illustration B).


5. “There will be a thin gray cable connecting the keypad to the lock going through the hole in the door of the safe.”

6. “Remove the circuit board from the keypad housing. This will allow the cable to be unplugged from the keypad. The circuit

board is held in the housing by one or two Tinnerman nuts. (Thin flat one-way washers.) These can be removed by prying them off using a small flat bladed screwdriver,” (see illustration C).

Once you remove the Tinnerman nuts, which is not that hard, one of two things will happen. The little nut will break and cannot be reused, or, when prying, the nut will fly off the end of the post, never to be seen again. Either way, should this happen you must devise your own system of reattaching the PC (Printed Circuit) board to the posts on the back of the keypad. I ended up using a glob of hot glue from a glue gun and it worked well. This was not wholly my idea, but I got it from an early LaGard keypad.

On the early Basic keypads, there was not a plug between the keypad and the wire to the lock. These early keypads had the end of the 4 strand wire soldered to the PC board itself. There was no easy way to work on these first made units. There is some sort of adaptor made for this, but I have not seen one myself. The keypads were hot glued to the posts and did not have Tinnerman nuts. This might be a giveaway. If it is hot glued, then the wire is soldered to the PC board, (see




2. Early wired PC board by LaGard.

photograph 2). These were not meant to be easily replaced. I brought a glue gun with me.

7. "Once the Tinnerman nuts have been removed the circuit board can be removed from its two mounting posts by grasping the board at the top and bottom and pulling straight out." "Once the board is clear of the mounting posts, it can be turned over. The circuit board is held in the housing by one or two Tinnerman nuts."

This is the part that took me a lot of time to accomplish.



3. Modern clip type connector on newer PC board.

Nowhere does the directions mention a diabolical fact that the plug at the end of the wire is hot glued to the PC board. Yes, to keep the plug in tight, it is glued very well to the board. I had to use a heat gun (supplied by the customer) to first melt the glue, then a wire probe was used to remove the melted glue. Finally, after about 10 minutes, the plug was carefully pulled away from the circuit board. This was for the old board on the old keypad.

Yes, you guessed it. You have to go through the same heat,

melt and scrape sequence on the new keypad to remove the wire. After a half hour of work, both the old and the new PC boards were de-wired and de-glued. You must remove all the glue from the new PC board or the old wire will not plug in easily. A lot of careful heating and scrapping is necessary. When done, you will have to glue the keyboard back to the mounting posts.

### Installing the Replacement Keypad

1 & 2. See above for comments about removing the board and the wire and Tinnerman nuts.

3. "Install the circuit board back into the housing by pressing the board on the two mounting posts, paying close attention to the routing of the wires and making sure that the cable does not come unplugged from the circuit board," (see photograph 3).

4. "Carefully route the battery cable out of the housing through

**Mark Your Keys!**  
 Key Shop Name \* Security Code  
 Special Instructions  
 CUSTOM STAMPS  
 We can customize an Evers stamp with your trademark, code, special lettering, shop name etc. Submit design, lettering and size area for quote.  
**ORDER TODAY**  
**DIRECT FROM MANUFACTURER**  
**STOCK IMPRINTS:** "Master," "Do Not Duplicate," "Do Not Copy," "U.S. Property," "Property of U.S. Gov't," and "Unlawful to Duplicate"

**Key Stamp Holder**  
 for 3/8" x 3/4" Shank  
 Quick and simple to use for faster, easier marking  
**NO. E6H**

**Security Code Stamps**  
 500 different symbols  
**FREE BROCHURES**

**HENRY A. EVERS CORP.**  
 72 N. Oxford St., Providence RI 02905  
**TOLL FREE: 1-800-55-EVERS**  
 Phone: 401-761-4767 Fax: 401-781-9581

**Lightning Fast!** **Solid Brass** **Made in U.S.A.**

**Re-Key Tool Features...**  
 Disassemble ALL parts and reassemble.  
 No drilling...No Plugs to remove...No refinishing.  
 Remove Key Plug only...Leave upper pins and springs alone to "Re-Key".  
 Remove Key Plug and replace ALL pins to Master-Key.  
 Remove and Replace Shackles.

**Key Ways Available...**

No. 1	Yale
No. 2	Kwikset
No. 3	Schlage C
No. 30	Schlage C-K
No. 4	Dexter
No. 5	Segal 9
No. 5A	Arrow
No. 6	ILCO 1054K
No. 7	Sargent "S"
No. 71	Yale "GA"
No. 72	Yale "GB"
No. 8	Weiser
No. 9	Weslock
No.10	Sargent "LA"

**ALMONT "Re-Key" Padlocks**

**Almont Lock Co.**  
 P.O. Box 568 • Almont, MI, 48003-0568 • (810) 798-8950



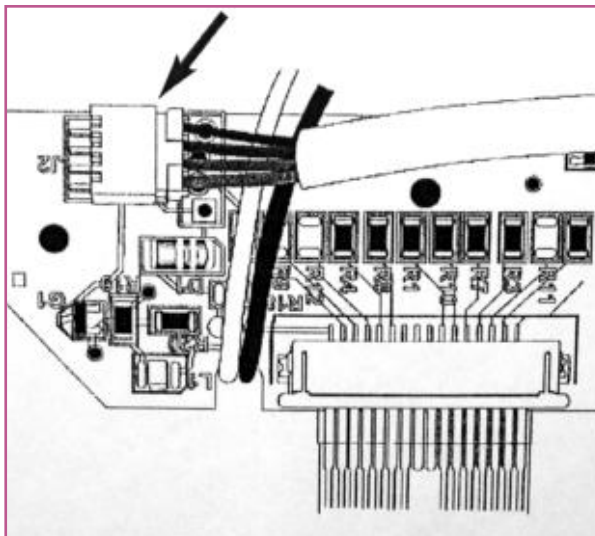
the opening in the bottom of the entry housing. Make sure there are no trapped wires between the housing and the door where they could be pinched resulting in a short circuit.”

5. Position the housing over the two mounting holes in the door and install the two Phillips mounting screws.

6. “Connect a new 9 volt alkaline battery to the battery clip and test the operation of the system by entering the valid combination before closing the door.” This is where the door opened for me. The door had been locked to this time.

7. “After confirming the operation of the lock system, peel the backing from the membrane keypad and adhere the membrane keypad to the housing carefully, making sure the keypad is aligned in the housing recess.”

Once the new keypad had been installed and the door opened, the customer was rather happy. I told him it was possible to put a second combination on the lock that did not use any of the numbers of the first combination. Directions for doing this are included with the new lock. The customer was happy, but I had spent over 90-minutes on a job I thought would only take 30-minutes. The hot gluing of the clips, although a good idea to keep the



**D. The membrane keypad is attached by a ribbon connector.**


connection tight was not meant to help when replacing the pad. You had to de-glove two clips, the old and new.

Todd Kern was asked to replace a large number of keypads on safes in the Cannon factory. Instead of taking the keypads off the door and removing the glued on clips, he decided just to replace the keypad from the outside of the door with the door closed. I am getting this second hand, but here is the general idea of how he did it. There might be some trick to do this. I will research it further.

The membrane keypad is attached to the PC Board by a ribbon connector that is used in computers, (*see illustration D*). This is just a piece of electronic ribbon with metal connectors at the bottom. It is the simplest

form of connection. It is pushed into the plastic plug. Apparently Todd figured out a way to peel up the membrane keypad and remove it from the keypad base without removing the entire keypad ring from the safe door. Or, if the keypad ring was removed, the PC board was not detached. This might make more sense. The connector can be removed by pulling on the keypad from the outside of the door.

The hard part (or the trick) is to slide the new membrane keypad wire connector into the plastic plug connector on the PC board. When the PC board is attached, the plastic plug is at the top of the board, and since the membrane can only be attached in one way, the wire ribbon cable is self-indexing. I know, the membrane came unplugged while I was working on the safe. The first time I put it in wrong. Nothing happened when I tried the combination. I saw that it was backwards, so I reversed it and it worked just fine.

So, the moral of the story is that the membrane keypads can be removed and a new one attached. Take along a heat gun, a glue gun, and some sharp probes and you can do it the factory way. OPEN, replace the membrane keypads on LGBasic e-locks, and Prosper. 

**Buddy Products** FOR THE BEST IN HOME & OFFICE SECURITY  
Put your mind at ease...Secure your valuables with top of the line Electronic Safes from Buddy!

**NEW!**



Item # 3211  
Small Drawer Safe  
perfect for home or office



Item # 3212  
Large Drawer Safe  
can be mounted in a drawer or cabinet



Item # 3215  
Floor/Shelf Safe  
can be mounted in the floor or to a wall



Item # 3221  
Electronic Key Safe  
stores up to 48 keys securely

Come see these and other fine **Buddy** security products at ALOA booth #600!

All Electronic Safes have electronic keypad access code, with backup override access in case of battery failure.

Phoenix Safe International will be our exclusive rep group for Security Products in the Locksmith division! Visit our website for the full line of Buddy security products.

Chicago, IL • Customer Service 800.886.8688 • Fax: 312.733.8356 • [www.buddyproducts.com](http://www.buddyproducts.com)

# Impressioning

## pin-tumbler locks



by Bill Phillips

**I**mpressioning is when you insert a key blank into a keyway in a way that leaves tumbler marks on the blank. You then file the marks, clean the blank, and reinsert the blank to make more marks. Then you file the new marks. You repeat the procedure until you no longer see marks and you have a working key. With practice you should be able to impression most pin-tumbler locks within 5 to 10 minutes.

### Choosing the Blank

To impression a lock, choosing the correct key blank is crucial. It needs to fit properly in the lock. If the blank is too tight, you won't be able to rock it enough to mark it. The blank also needs to be long enough to lift all of the pins. If you use a 5-pin blank on a 6-pin cylinder, you won't be able to impression the lock. To choose the correct blank, first use a probe or pick to count the number of pins in the lock, don't assume that it is a 5-pin cylinder, be sure.

The material of the blank also needs to be soft enough to be marked by the pins, but not so

soft as to break off while you're twisting or rocking the blank. Nickel-silver blanks are not recommended because they are too hard for impressioning. Aluminum blanks are also not recommended because although soft enough to mark well, they break too easily. Solid brass blanks are your best bet. Nickel-




Illustration 1.

plated brass blanks are a good second choice, but it is recommended that the nickel plating be shaved from the blade pin surface.

### Filing the blank

New key blanks have a hardened glazed surface that hinders impressioning, unless you prepare them. To prepare a key blank, shave the length of the blade

along the blade that comes in contact with the tumblers. Shaving the blank at a 45-degree angle creating a knife-edge is a common practice, although not necessary or always recommended. If you choose a knife-edge type of key blank prep, do so without going too deep into the blank, (see illustration 1). You want the blank's biting edge to be sharp (a knife edge), without reducing the depth of the blank, because some pins may require a "0" cut to reach the shear line. When filing, always file forward, don't draw the file back across the blank. It leaves a cleaner surface to decipher pin marks.

If you don't use the knife-edge preparation, just file the key blank surface to a mirror finish.

The cleaner the surface or plunge cuts, the greater your chances of success will be.

The use of a round or pippin file with a Swiss pattern No. 2, 3 or 4 cut is recommended. The finer the grade of file, the cleaner and more polished the surface prep will be. A coarser file will shave the blank quicker, but will leave rougher striations on the blank. That will make the impression marks harder to see. A finer file will make the marks easy to see.





**ALOA SHOW STOPPERS**

*CodePro* **4500 Deluxe**  
**4500 Industrial**

**Electronic key-cutting machines!**

**Affordable**  
**Accurate**  
**Reliable**

**SHOW ONLY PRICING**  
**INQUIRE NOW**  
**ALOA BOOTH #1627**

Offer extends **ONLY** to show attendees

**Product Overview**

- Electronic - No Hand Cranks! No Inserts!
- Repeatable Cutting Accuracy : +/- .0015"
- Add/Store custom setup Codes (10-User)
- Over 780 manufacturers depths and spacing codes provided (3 digit).
- Sealed ball-bearing cutter shaft assembly.
- Powerful 1/4 HP 2.4 Amp fan cooled motor
- Plunge or Contour cutting modes.
- Cutting Cycle - 18 seconds (average).
- Interface to: Ledger, Black Hawk, Treskat
- Vice jaw effectively grips Auto, Residential and Commercial keys, including: BEST, SCHLAGE, SARGENT, FORD, etc.
- Warranty (Parts & Labor) 1 Year
- International models available.
- Tech Support: 24/7 (An Industry First!)

**INDUSTRIAL MODEL 4500I**

- Cutting cycle - 10 seconds (average)
- User defined set-up codes: 50
- Stainless steel cutter shaft & guide rods
- Powder coated finish.
- Warranty: 5 years ; Free Upgrades

**Now Sold  
In Six  
Countries!**



**As featured in Locksmith  
Ledger & National Locksmith**

Distributed By: **BUSCH**  
**DISCOUNTKEYMACHINES.COM**  
**"THE KEY MACHINE SUPERSTORE"**  
800-332-8724/407-352-1532



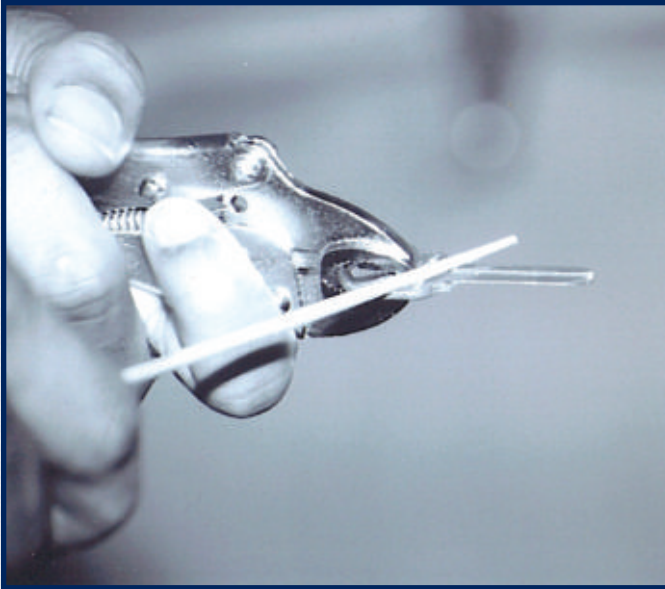


Illustration 2.



Illustration 3.

## Other Useful Equipment and Supplies

In addition to a file, you'll need a key holding device, such as an impressing tool or a 4 or 5-inch pair of Vice-Grip® locking pliers, (see *illustration 2*). A magnifying glass or magnifying glasses can also be helpful. A head-wearing type lets you see the marks and file at the same time, (see *illustration 3*). Although they aren't essential, you can use depth and space charts and a caliper to file marks more precisely, some even use hand clippers.

## Popular Impressions Technique

The pull method of impressing is often used on pin tumbler locks. After preparing the blank, insert it fully in the keyway with locking pliers or an impressing tool and turn clockwise. That will bind the bottom pins against the chamber walls. Maintain turning pressure and rock the blank up and down several times while slightly pulling the blank out, about  $\frac{1}{16}$ th of an inch. The rocking and pulling will cause the pins to press into the blank leaving small marks, or "impressions." What

happens in the lock when you turn and rock it is shown in *illustration 4*. Then turn the blank counter-clockwise and rock the blank up and down several times while slightly pulling the blank out. (If the lock turns in only one direction, then twist the blank in that direction only.)

Remove the blank from the keyway and look for impression marks on the key blade. You may see one mark or several marks. File down about one depth at each mark. This is where the hand clipper can come in handy. You can use depth and space charts and a caliper to precisely file the blank as well, although most cut by feel. Remove enough material until the impression mark is gone and repeat the process.

Don't file where you don't see a mark. Some marks will be subtle, while others may be obvious impressions. You are looking for a change in the texture of the key blank surface. When light is reflected properly on an impression mark, the markings will look like small divots in the brass key blank material. If you can't see a mark (which is a common problem for some) you may need to view the blank at different angles to catch light in different ways. The trick is to reflect light off an impression mark to make it recognizable. More than half the skill needed to

impression a key is the ability to see and recognize an impression mark.

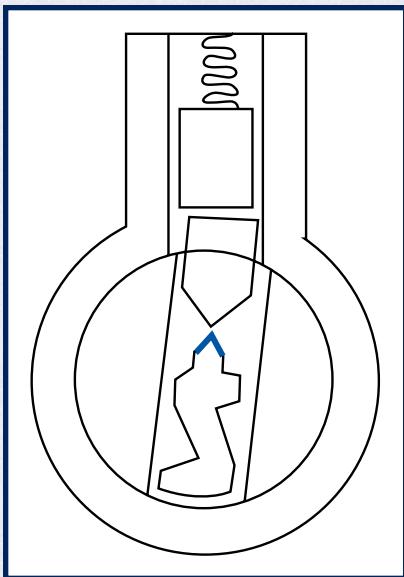
Never file more than one key depth for the lock you're working on and never file if you don't see a mark. Only file where you are sure there is a pin mark. If you don't have a caliper and depth and space charts, just file two or three strokes at a time and file forward. It's better to file too little than to file too much. Sometime dirt or debris may seem like a mark. If you're not sure if what you're seeing is an impression mark, use a clean cloth to wipe the blank.

After filing the marks, clean away excess metal on the biting side of the blade by again filing it a little at a 45-degree angle. Just a couple of forward strokes on each prepared side will be enough. Don't decrease the depth of the blade.

## Alternative Impressions Method

Another method of impressing is called "tapping." That's where you insert a prepared blank in the keyway and insert a steel rod in the bow. Use the rod for leverage to turn the bow clockwise, then while maintaining the pressure, use a small hammer to tap the top and bottom of the bow several times. Then twist the bow counter-clockwise. While





**Illustration 4.**

maintaining the turning pressure, again tap the top and bottom of the bow several times. The twisting is to bind the pins, and the tapping is to force the pins to mark the blank. File down at each mark you see. Clean the blank with one or two light strokes across the length of the blade. Repeat the procedure until you have a working key.

### Problems with Impressioning

One common problem that happens during impressioning is the blank cracks or breaks off near the bow. That's more likely to happen if you use aluminum blanks or locking pliers that are too large. If your brass blanks are breaking off, you're turning and bumping too hard. You don't need to over turn or bump. It's the rocking that marks the blanks, not the turning.

If your blank cracks or breaks, duplicate it on a key machine or by hand. Then use the new blank to finish impressioning the lock.

Anything that makes it harder for the pins to mark the blank will hinder your impressioning attempts. Problems can include: missing or worn tumbler springs, worn tumblers, a long pin next to a short one, extremely close tolerances within the lock, oil, dirt or debris in the cylinder.

There isn't much you can do about it if the lock is too old and worn, but if you have a hard time making marks, use a non-oil, wax free spray cleaner for electronic parts. Shoot a couple of squirts into the keyway and let it dry. That should clean the lock.

### Impressioning Practice

No amount of reading will make you skilled at impressioning, because during impressioning you have to make a lot of judgment calls—which will get better only with experience. You have to judge how hard to twist and rock the blank, how hard to file, and how deep and how wide to make a cut based on the type of mark you see.

If you've never impressioned a lock, practice by using a lock with only two sets of pins. Prepare the blank, insert the blank into the keyway and twist the key clockwise. While maintaining the pressure, rock the blank up and down and pull it out slightly. Then twist the blank counter-clockwise, and while maintaining the pressure, rock it up and down and pull it out slightly. Remove the blank from the lock and observe the marks made by the pins. File at the most prominent mark only. Cut just one mark at a time, before cleaning the blank and reinserting it in the keyway to make new marks. Repeat the turning, rocking, pulling and filing procedure until you have a working key.

When you're able to impression a 2-pin lock add another pin and practice impressioning it. Continue adding pins until you can quickly impression a 5-pin cylinder.

Success at impressioning takes practice, patience and time. If you persevere however, it is a tremendous skill to possess and master.

*Bill Phillips is the author of The Compete Book of Locks and Locksmithing, 6th Edition, and The Complete Book of Electronic Security.*



## Your New Source for KEY MACHINES

### Börkey Rexa 2000+

Built for years of dependable service and high volume key cutting. Powerful 4-way jaws and easy lever operation produce perfect keys every time.



### Börkey Rexa 3

The Rexa 3 is legendary for durability, longevity, and dependability. German-made quality. Fast, accurate, and reliable - a great machine.



### Steel King

A great machine for all types of bit & barrel keys plus safe deposit, steel padlock keys, long, and double-bitted keys.



We have Börkey cylinder and furniture key blanks in stock. Call for catalogs.



1-888-622-5495





# 2002 Mountaineer



by Tom Seroogy and Randy Mize



**1.** A cousin to Ford's Explorer, the 2002 Mercury Mountaineer is pretty typical for the new generation Ford/Lincoln/Mercury SUVs. With locks absent on the tailgate and passenger door, the locksmith is left servicing only the door and ignition lock.



**3.** Grasp the interior lock rod and slide to unlock the door.

## **Ignition Lock:**

## **Opening:**



**2.** Opening the 2002 Mountaineer is easy and straight forward. Simply wedge the door open directly above the door handle and insert a long, right angle slide tool.



**4.** The 2002 Mountaineer is using the new knobless ignition, introduced in late 2001, and the 599179 E-PATS key introduced on the 2000 Sable.

**Continued on page 94**



# GET IN GEAR.



## ***Shift to new speed and control with Framon's redesigned Sidewinder key machine!***

Long an industry favorite, the Sidewinder key machine is now faster and smoother than ever. We've added a spring-loaded carriage and handle for extra quickness and accuracy—the carriage now also features CNC-grade linear bearings that ride on hardened steel pins. Spring-loading on the vise table makes all operations exceptionally smooth and easy.

The Sidewinder can cut any side-milled, high-security automotive keys in use today—and you won't need to buy extra components. See why Framon gives you the greatest speed and control of any key machines on the market.

Call us today at 989-354-5623, or visit [www.framon.com](http://www.framon.com).



### **Of course, we're still building every Sidewinder with all these key features:**

- Two guides and four cutters included
- Compact and efficient design with rugged construction
- A pair of VW/Audi vises for easy interchange as needed, included at time of purchase
- A free demonstration video
- Full one-year parts, labor, and freight warranty\*

\*Cutters are not included in warranty coverage.



**Framon Manufacturing Company, Inc.** 909 Washington Ave. • Alpena, MI 49707  
989-354-5623 • 989-354-4238fax • [www.framon.com](http://www.framon.com)

PROUD SPONSOR OF **LOCKMASTERS PUREAuto 2005**



Circle 222 on Rapid Reply






**5. Originally, this ignition lock was introduced as the STRATTEC 706229 and included a sidebar. In September/October 2002, this design was changed to a non-sidebar version of the same lock, STRATTEC 707592.**



**6. Removing this lock is a little more difficult than the locks used in previous year models. Gone is an access hole in the lower shroud, allowing access to the lock's retainer button. As such, it is necessary to first remove the lower shroud on this column to gain access to the lock's retainer. Use a standard Phillips head screwdriver to remove the lower shroud's mounting screws.**




**7. Remove the lower shroud and move aside the large rubber grommet or bezel surrounding the lock and the shift lever.**



**8. With the shroud removed, the transceiver ring and accompanying harness assembly are fully visible. Not visible, however, is the lock's retaining button. Again, unlike previous years, the retainer is hidden beneath the transceiver unit, which must be removed before gaining access to the lock retainer.**






9. Begin removing the transceiver ring by first removing the three bolts that hold the wiring harness to the column.



11. Remove the final bolt holding the harness to the column.



10. Three bolts hold this harness in place. Be careful to locate and remove all of the bolts holding the harness assembly to the column.



12. Using a small screwdriver, gently depress the locking tab of the transceiver connector.

# Money Chest/Utility Safe

**New Product!**

Check out our new products at the ALOA Show



Visit our new website at [www.gardall.com](http://www.gardall.com) or see us at ALOA Booth #1433

- "B" Rated Burglary Protection
- 1/4" Prime Steel Body
- 1/2" Plate Steel Door
- 5 Active 1 1/4" Chrome Bolts

**We are holding our prices to keep you competitive**

Contact your local Gardall distributor to place your order.



Visit us at [www.gardall.com](http://www.gardall.com)  
or call for a new 2005 catalog at 800-722-7233.  
**"The Locksmith's Safe Company"**



Model 2015






**13. Separate the connector.**



**16. With the transceiver ring removed, the lock's retainer can be depressed for lock removal. Insert a key, drill or pick the lock to the ON or RUN position and depress the retainer.**




**14. With the connector separated, locate and remove the one bolt fastening the transceiver ring to the column.**



**17. Remove the lock from the lock housing. With the lock removed it becomes evident that the lock's retainer is made of nothing more than plastic and can be depressed at any time.**



**18. During removal, some caution must be taken as the retainer can easily become damaged.**



**15. Finally, remove the transceiver ring from around the lock housing and lock.**



**19. Needless to say, this retainer is simply a secondary retainer, holding the lock in place when the key is in the ON and START positions. To secure the lock in the housing, the snap ring at the back of the lock keys into the lock housing when the lock is in the OFF position.**



## Door Lock:



20. The door lock of the Mountaineer appears to part of the handle. However, handle removal is not required for removing and servicing the lock.



21. Begin door lock removal by first tearing down the door panel.



22. Three screws can be found along the bottom of the panel. Use a small socket to remove the screws.



23. Using a trim and panel tool to separate the trim.



24. Gently pry the handle trim from the door.

**Big**  
or  
**LITTLE**

*From one item to one hundred,  
there is no minimum order.  
Every order is BIG to us!*

**STONE & BERG**  
*Wholesale Locksmith Supply Company*

(800) 225-7405 • Fax: (800) 535-5625  
24hr. Toll-Free





**25.** Next, grasp the top of the window switch panel on the armrest and lift.




**29.** With the panel removed, a small bolt is visible. Use a socket to remove the bolt.



**26.** Be careful to release the small retaining tab that holds the panel in place.




**30.** The door panel is now ready for removing. Grasp the panel and lift straight up.



**27.** Turn the panel upside down to view the various connectors.




**31.** Large hooks on the panel hold it to the door. To avoid permanently damaging the panel, DO NOT try to pry the panel off of the door.



**28.** Disconnect the connectors and set the panel aside.





**Biometric security.  
As individual as you are.**



### **Retrofit Your Safe Locks With Flexible Fingerprint Security.**

The new S&G® Biometric Keypad not only offers an entirely new level of security and convenience, it's designed to provide a fast, easy retrofit for the most popular S&G® electronic safe locks. Now, you can take advantage of our 21st century fingerprint security with the ease and economy of a simple keypad upgrade.

Its flexible fingerprint technology lets you choose to operate your locks by fingerprint or PIN code alone. For added security, you may also require both a fingerprint and PIN code. The backlit LCD makes programming and operation a snap.

High security. Maximum convenience. Learn more about the S&G® Biometric Keypad at [www.sargentandgreenleaf.com/bio.pdf](http://www.sargentandgreenleaf.com/bio.pdf)



**STANLEY**

**SARGENT AND GREENLEAF®**

[www.sargentandgreenleaf.com](http://www.sargentandgreenleaf.com)  
[www.stanleysecuritysolutions.com](http://www.stanleysecuritysolutions.com)





32. Once the panel has been separated from the door, disconnect the various connectors attached to the trim panel.




33. A vapor or environment barrier covers the inside of the door. To give us open access to the lock, carefully peel back the edge of the barrier, making sure not to rip or tear it.




34. To complete lock removal, use a 12mm socket to remove the nut holding the lock in place.



35. The lock is now free to be removed.



36. Slide the lock up and off of the lock rod to finish lock removal.



37. Viewing the lock from the bottom, all the lock's tumblers can be seen.



38. As stated earlier, the lock is not actually a part of the handle. Instead the lock is used to hold the handle to the outside of the door.



## Programming:

The 2002 Mountaineer is using the PATS II programming procedures for duplicating and programming new keys. When programming use the PCM module or protocol.

### Car Specs:

#### Key Blanks

STRATTEC: 599179

#### Locks

Ignition: STRATTEC - 707592

Door: STRATTEC - 706231

#### Service Kits

STRATTEC: 703373

BWD: SK5011

#### Code Specifications

Code Series: 0001X-1706X

#### HPC:

Code Card - CX101

Cutter: CW1011

Stop -

#### A-1

Pack-A-Punch: Kit: PAK-F3

Punch: 90T

#### Curtis:

Cam: FORD-5

Carriage: FORD-5

#### Framon:

First Cut: .405

Space Block: #3

Stop: Place spacing clip on left side of vise and slide key in from right.

### Spacing & Depth

No.	Space	Framon Spacing	Depth
1.	.845	.405	.354
2.	.753	.497	.329
3.	.661	.589	.304
4.	.569	.681	.279
5.	.477	.774	.254
6.	.385	.866	
7.	.293	.958	
8.	.201	1.060	

### Tumbler Positions

Position	1	2	3	4	5	6	7	8
Ignition		X	X	X	X	X	X	X
Door	X	X	X	X	X	X		

For more information on servicing the Mercury Mountaineer, STRATTEC service parts or transponder equipment and supplies, contact Tom Seroogy or Randy Mize at Lockmasters Inc., (800) 654-0637 x342. 

## Highly Visible Widely Received



STI-6400

Our Exit Stopper® can help prevent unwanted exits and entries at any given time. Can be set to your specifications as either an alarm or annunciator with a variety of exit modes. With all the features the Exit Stopper has to offer, you'll find a solution to help protect your emergency exit doors!

See our complete line of products.  
Call toll-free or visit our website

**800-888-4STI**

**www.sti-usa.com**

*"We protect the things that protect you."*



Safety Technology International, Inc.  
2306 Airport Rd., Waterford, MI 48327  
Phone: 248-673-9898 • Fax: 248-673-1246

© 2004 STI


Circle 267 on Rapid Reply

## RETROLOCK <sup>NEW!</sup>

When durability, quality, performance, and substantial cost savings are desired, choose RETROLOCK RETROFIT TRIMS for excellence in manufacture and through bolt construction to rejuvenate all major brand mortise locks and existing door openings.

Arrow  
Best  
Emhart  
Falcon  
Sargent  
Schlage  
Yale

**Green  
Corbin**



Update and modernize your trim challenges for minimal expense. A quick and easy restoration and rejuvenation solution that maintains or establishes ADA compliancy.

Please visit us at ALOA EXPO Booth #: 1512

**RETROLOCK**  
www.retrolock.com

Retrolock Corp. 527 N. Azusa Ave. #229, Covina, CA 91722  
Tel: (626) 339-5865 Fax: (626) 858-3393



Circle 280 on Rapid Reply

July 2005 • 101

# TECHNTIPS

**Prizes Awarded From  
These Companies  
Every Month!**



Web: [www.demanda1.com](http://www.demanda1.com)

**A Able Locksmiths**

Web: [www.aablelocksmiths.com](http://www.aablelocksmiths.com)

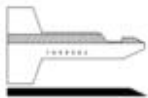


Web: [www.abuslock.com](http://www.abuslock.com)



Web: [www.cclsecurity.com](http://www.cclsecurity.com)

**The DETERMINATOR™**



Phone: (800) 561-0443



Web: [www.hingedoctor.com](http://www.hingedoctor.com)



Web: [www.hpcworld.com](http://www.hpcworld.com)



Web: [www.jlmwholesale.com](http://www.jlmwholesale.com)



Web: [www.keedex.com](http://www.keedex.com)



Web: [www.labpins.com](http://www.labpins.com)



Web: [www.majorimg.com](http://www.majorimg.com)



Web: [www.mcdonaldsdash.com](http://www.mcdonaldsdash.com)

## YEAR-END PRIZES



**Grand Prize**  
*Silca Bravo Duplicator*



**1st Prize**  
*HPC's 1200PCH  
Punch Machine*



**2nd Prize**  
*Kaba Access Control  
E-Plex E-5031*



**3rd Prize**  
*SDC Magnetic Lock,  
Keypad and Exit Switch*



**4th Prize**  
*Securitron 12-Volt Unlatch Plug in  
Trans & Touchpad Retail Value \$650*



**5th Prize**  
*LaGard "SmartLinc"*



**6th Prize**  
*Detex Advantex*



**7th Prize**  
*Arrow 400 Series Alarmed  
Exit Device & S-75 Mounting  
Plate Kit for Narrow Stile  
Aluminum Doors*



**8th Prize**  
*\$500 in ASP Auto Locks*

### Send in your tips, and win!

#### **How To Enter:**

Send a tip on how to do any aspect of locksmithing. Certainly, you have a favorite way of doing something that you would like to share with other locksmiths. Write your tip down and send it to:

*Jake Jakubowski, Technitips Editor, The National Locksmith, 1533 Burgundy Parkway, Streamwood, IL 60107-1861*

**Or send your tips via E-mail to: [Natlock@aol.com](mailto:Natlock@aol.com)**

**Rules & Regulations:** Each tip submitted must include your full name, street address (no P.O. Box numbers), city, state, zip code, phone number, fax number and e-mail address **When sending tips via e-mail make sure to include complete address and phone.**

**Every Tip Published Wins:** If your tip is published you will win one of the monthly prizes listed. At the end of the year, we choose winners from all the monthly tips published, that will be awarded one of the fabulous year end prizes. All you have to do to win is enter.

*Prizes are arranged according to suggested retail price value.*



**Prizes Awarded From  
These Companies  
Every Month!**



Web: [www.midwestwholesale.com](http://www.midwestwholesale.com)



Web: [www.monarchcoin.com](http://www.monarchcoin.com)



Web: [www.numberall.com](http://www.numberall.com)



Web: [www.peterson-international.com](http://www.peterson-international.com)



Web: [www.pro-lok.com](http://www.pro-lok.com)



Web: [www.sargentandgreenleaf.com](http://www.sargentandgreenleaf.com)



Web: [www.securatron.com](http://www.securatron.com)



Web: [www.southernlock.com](http://www.southernlock.com)



Web: [www.steckmfg.com](http://www.steckmfg.com)



Web: [www.strattec.com](http://www.strattec.com)



Web: [www.wedgeco.com](http://www.wedgeco.com)



**9th Prize**

\$500 in Strattec Auto Products



**10th Prize**

Tech-Train "Jiffy Jack"




**11th Prize**

Sargent & Greenleaf  
6120 Electronic Safe Lock



**12th Prize**

High Tech Tools  
2004 Pro Set



**13th Prize**

Major Manufacturing's  
HIT-111 Drill Guide



**14th Prize**

Baxter #90 10-Cut  
GM Try Out Key Set



**15th Prize**

Sieveking Products  
Squeeze Play



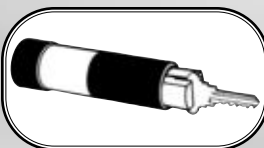
**16th Prize**

A-1 Security  
Manufacturing  
Installation Jig



**17th Prize**

Keedex Sampler




**18th Prize**

Framon  
Impressioning Handle



**19th Prize**

Gator Tool Multi-Purpose  
Facecap Tool



**20th Prize**

Peterson Picks,  
by Peterson Manufacturing

**E-MAIL YOUR  
TIPS AND WIN!**  
[Natllock@aol.com](mailto:Natllock@aol.com)

Tips Start  
on Next Page



**E-MAIL YOUR  
TIPS AND WIN!**  
*Natlock@aol.com*

### **Foley Belsaw Belt Tip**

Tired of breaking the belts on the Foley Belsaw machine?

Install the HPC 1200 machines belt and it will last forever. This belt will fit nicely into the pulley groove and the only thing that you will need to do is move the mounting bracket for the motor.

The part number for the HPC belt is CM-1083MA.

*Terry Bradshaw  
Florida*

(Editor's Note: Terry thanks for the tip. However, if you will have to move the motor bracket I would imagine that almost any small motor belt would work. On my "Mini" from Ilco, I routinely use Hoover vacuum cleaner belts).

### **Mail Order Key Trick**

I do a lot of mail order VW/Audi high security where the customer has only a single key. We try to get a photo and read the photo, but if that doesn't work, we get them to make an imprint of one side of the key in modeling clay, then send that to us. If we can read it and code cut, we do that.

We sometimes, however, use their clay imprint as a mold and fill with casting resin. That gives us an exact plastic copy of their key, which we simply duplicate. It's sometimes easier than using depth keys to generate a new key.

*Steve Sandlin  
Texas*

### **BMW Wafer Snafu**

I worked on a 1999 BMW door lock, which was a 2-track internal lock. A couple things came up that I thought were interesting.

**Continued on page 106**

## **A Few Words From Jake...**

*This, y'all just gotta read! Even if it is a reprint!*

Aren't computers amazing? It seems like it was only a very short time ago that I gave up using a word processor and very reluctantly started using a computer. Now, I can't envision writing and communicating, and ordering merchandise and paying bills *without* my computer! Of course, the key to being successful doing those things is to provide the computer the right information. Remember the old saying: "Garbage in, garbage out."

I have more information at my fingertips than ever before. And, I can communicate with locksmiths and friends around the globe, in real-time, in a heartbeat! I can send an email to Australia, or South Africa, or Hoboken, NJ at the touch of a button!

And, folks now send me tips, tricks and stuff over the Internet and via email in a matter of seconds rather than depending on snail mail which can take days, and sometimes weeks.

Now, I'm faced with a new set of problems.

Too many folks are falling into the habit of zipping something to me via email and fail to give me important information that I need. Like their "real" names, physical addresses, telephone numbers, zip codes and even their business name! Instead I get things like Donslocks, Lockenup, LOCKDOC and Keymania. Great screen names, but they don't tell me who the person is, how to contact them or where to send the prizes if they don't give me a physical address!

Back in the days of purely snail mail, folks would sometimes forget to put a return address on an envelope or leave out a last name, or even forget to "sign" their letter altogether. With the advent of email, the problem is even worse!

I know, if I look at the "Sender" slot on the email, all I have to do is reply and request the information I need and the tips originator will send it right back, right? Wrong! Frequently, I or someone at TNL tries to contact these folks and their email address is defective, changed, undeliverable or whatever. Then we have to try to backtrack and spend time on the phone, or going through subscription lists or calling information trying to find out who the tip belongs to.

Or, we can print the tip and sign it with a screen name and then get a call (or and email) from the original tipster telling us someone "plagiarized" their tip! Or, a prize gets sent to the wrong person, or there are other problems.

For the last eleven years, I've devoted a lot of column inches to literally "begging" *tipsters to make sure they include their full name, their business name, their physical address and a phone number when they send a tip in.* Most tipsters do just that and we've eliminated a lot of problems. Now, we're getting a lot more tips, especially via email where that information is not complete. In fact it is often non-existent!

So here's the New Deal:

We are going to continue offering great monthly prizes and fantastic year-end prizes (prizes that have an aggregate value in the tens of thousands of dollars a year) and keep publishing the best Technitip column in the industry. But there's going to be a new rule. If your tip—however you send it to us—does not contain the information we need to make all of this work, the tip WILL NOT get printed! Or, if it is printed; there will be no prize sent since we don't have an address to send the prize to!

We will continue to do the editing, the "dressing up", fixing the graphics and trying to make the tip more clearly appealing—but you are going to have to give us the information we need! Please help us; help you to get the prizes you deserve for your efforts to make this column the most popular column in the magazine!

See y'all next month!




**by Jake  
Jakubowski**



# A1 SUMMER SPECIAL

**FREE PRODUCT!**  
up to \$50 in value

## EXCLUSIVE AUTOMOTIVE PINNING KITS

**A1 SECURITY MANUFACTURING CORP**  
**GENERAL MOTORS**  
Combination Pinning Kit  
**GM Z-KEYWAY**  
♦ GRAND PRIX ♦ MALIBU ♦ SRX ♦ COBALT ♦ G6 ♦ MORE  
A1 PART # 20001-SP  ORIGINAL EQUIPMENT



Order A1 Part Number 20001-SP and receive

**★FREE★**  
**\$50 IN IGNITIONS!**

A1 PINNING KIT  
**CHEVROLET COLORADO**  
**GMC CANYON**  
2004 & UP  
#20020-SP 



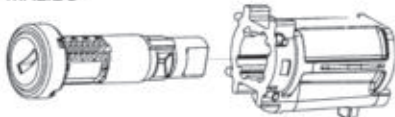
A1's combination kit includes original equipment:

- GM-approved wafers and springs
- Retainer springs for side bar ignitions (SRX and Minivans)

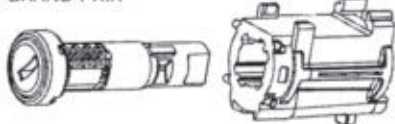
### Important Technical Note — GM Minivans

Due to a change in GM specifications, these wafers and springs are specified for GM minivans produced only during January – March 2005.

MALIBU



GRAND PRIX



Offer good through August 15, 2005

Order A1's #20020-SP and receive

**FREE★ \$8 IN KEY BLANKS!**



## NEW TRANSPONDERS

### SUB-120 Subaru Transponder

2005 Models:  
Outback 2.5 X, Outback 3.0 R,  
Legacy 2.5 GT, WRX STi



### GMX-381 Pontiac Original

PK3+ Transponder  
Pontiac G6 2005 Models



### CHY-250 Chrysler Transponder

2004 – 2005 Models  
Replacement key for original  
integrated key



VISIT [WWW.DEMANDA1.COM](http://WWW.DEMANDA1.COM) OR CALL US TOLL-FREE 1.877.725.2121 FOR TECHNICAL INFO



**Illustration 1.**

I found a rekey kit from ASP, which is part number A-13-105. I ordered the kit and took the lock apart. When I did this I found that the wafers I removed were different than what came in the new rekey kit. I contacted ASP in Washington and explained what I found. They advised me that you actually have to use 2 kits to rekey the new BMW locks; indicating that I would also need a VW A-31-306.

I had that kit and it didn't have the same type of wafers I encountered in the locks on this car. I called ASP back and we conferred with BMW tech support who advised that I might have to cut (or modify) the wafers or file them to work.

Attached is a picture of the different wafers that came out of the lock. I rekeyed the lock after about 3 hours and everything was great.... Or so I thought.

The next week I got another lock of the identical year and model BMW and even the same color from a different customer (yes it was a different car). As I began to remove like normal I got to the wafers and found another wafer style (again it's in the picture), so basically I had to use some of the wafers out of the lock to rekey it.

Attached is a picture of the original wafers and the ones I had to use to rekey the customer's key, (see illustration 1). Notice where the notches are on the wafers, they come in from both sides of the wafer. The groove at the top is to prevent the flip picks from working on the locks. They also have an inner cylinder shell that will move if the wrong key is inserted. This is to prevent forcing the lock over with a screwdriver or other tool.

After all is said and done this is the rundown for 1999+ BMW lock rekeying. You will need two rekey kits and *all factory wafers that came out of the lock*. I am going to make a special kit of just the original lock wafers so I have them in stock. I am writing this due to the fact that between the two locks I have spent almost 8 hours to rekey them and this will save a lot of time and headaches.

*William Botek  
Oregon*

**A Double Header Hole Saw Trick**

The issue is you want to install a new deadbolt or lock requiring a 2 3/8" hole, but you are replacing a 1 1/2" Schlage. Of course, you're worried about centering the hole and maintaining proper backset.

An easy solution is to take a piece of plywood 1/2" to 3/4" thick and cut a 2 3/8" slug out of it. Put that in a vise or clamp and with a 1 1/2" hole saw, cut a groove in it about the depth of the teeth of the hole saw. Then put the 2 3/8" plug back in the 2 3/8" hole saw with the groove



**Illustration 2.**



**Illustration 3.**

up. Take a 1 1/2" hole saw and put it teeth down in the groove inside the larger hole saw. Remove the pilot bit from the arbor if you have not already. Use a 3" 1/4-20 carriage bolt with a 1/4 washer driven on it and grind about 3/8" flat at the bottom. Use this in place of the pilot bit to hold the smaller hole saw in place. The plywood acts as a shim to put the smaller hole saw out to be your new larger pilot (see illustration 2 and 3).

I have used this with a 3 1/2" hole saw with a 2 3/8" pilot to center a crossbore and cut out a latch guard for a new Grade 2 lever handle lockset with a larger rose. It did mark the door a bit but paint works wonders. It was on an old door at the back of a warehouse, not recommended for a storefront or decorative application. Saved time, money, and satisfied the customer.

*David E. Snyder  
E-mail*



**E-MAIL YOUR  
TIPS AND WIN!**  
*Natlock@aol.com*

### Cap Replacement

It is relatively easy to slide spring covers off of a locks cylinder. Putting them back on so they stay can be frustrating.

I have found a really fast and easy way to solve the problem. I take the spring cover and put it horizontally in a small vise and divide it in half lengthwise. Then with a small hammer tap down the spring cover to form a "V" shape like a pup tent.

I put the slide back on top of cylinder and tap it down so it spreads out and is flat. Then restake it down in the usual way. I have used ViseGrips® many times when a vise was not available.

*Richard Oliva  
Ohio*

### Almont Re-Master Keying Trick

The other day I had to re-key 25 Almont padlocks that were master keyed. I had to re-key them to a new master key and change key. I really was not looking forward to that.

I was looking for an easier way to do the job when I picked up my KEEDEX master pin follower. I noticed it had a groove in the same place as the tool to load your top pins. I cut off the end of the follower so it would bottom out at the bottom of the padlock's cylinder chamber.

Then I cut a groove in the follower the same height as the pin inside the padlock that's about .620 from the end of the follower.


# ANOTHER BULLSEYE

## Replaces Diebold 175-05 Zone Locks

Models B175RH & B175LH

- Exact interchange
- Brand new Bullseye SD lock
- No need to search for used locks
- Cost Effective

B175RH Shown



B175LH Shown

For matchwork, simply replace guard levers from old locks into the new B175 locks. B175 guard lever/spacer kit available.

## Replaces S&G 4500 & KABA Ilco 5400 series

Models

- B541 1/2 (Fixed Renter/Fixed Guard)
- B501 1/2 (Changeable Renter/Changeable Guard)
- B542 3/8 (Fixed Renter/Fixed Guard)
- B502 3/8 (Changeable Renter/Changeable Guard)
- Brass & Nickel finish (call for availability)



B541-BR-SGL Shown

New Single  
Nose for self  
service banks.

- Exact interchange
- Brand new Bullseye SD lock
- No need to search for used locks
- Cost Effective

## Replaces Mosler 3175 Rapid Set

Models B3175-BR (Brass finish) & B3175-NI (Nickel finish)

- Exact interchange
- Brand new Bullseye SD lock
- No need to search for used locks
- Cost Effective



B3175BR Shown

For matchwork, use setup key to open lock. With lock in unlocked position, remove guard set up and replace with actual key.

## Replaces Mosler 5700

Model B5700 SM75 Guard Standard

- Exact interchange
- Brand new Bullseye SD lock
- No need to search for used locks
- Cost Effective



B5700 Shown

For matchwork, simply replace guard levers from old lock into the new B5700 lock.



To place an order, call 1-800-364-4899 or email today [lesa@bullseyesdlocks.com](mailto:lesa@bullseyesdlocks.com)

(MasterCard and Visa accepted)  
Visit us on the web @ [www.bullseyesdlocks.com](http://www.bullseyesdlocks.com)

Bullseye SD Locks  
2033 Parasol Dr.  
Lexington, KY 40513  
859-224-4898 / Fax: 859-224-1199

## B175

Guard Levers 1 thru 4 with spacers.

Guard Depth Keys.  
1 thru 4



Part Number B175-GMK

Then I pulled the plug out in the usual way, and put the plug follower into the padlock and pulled out the reloading wire turned the plug follower over—all the master pins fell out and the top pins stayed in place.

I rotated the plug follower to place the “flat” to the “bottom” of the keyway, reinserted the reloading wire, and re-keyed those padlocks. This saved me a lot of time and frustration!

*Glen Culver  
California*

### **10-Cut Ford Trick**

Make a door key to a Ford ten cut the easy way. No lock disassembly required! No impressing!

With the lock removed from the door, simply look down the cavity at the rear of the lock where the tumblers protrude into the lock housing. Insert a blank key.

The last tumbler you know is the 6th cut on the key. Cut the sixth space on the key

(Use a Pak-A-Punch, code machine, etc.). You can tell the blank is properly cut when it's level with the cylinder (at the shear line), proceed to the 5<sup>th</sup>, 4<sup>th</sup>, 3<sup>rd</sup>, 2<sup>nd</sup>, 1<sup>st</sup>.

No fuss, no muss! Now that you know what the 5<sup>th</sup> and 6<sup>th</sup> cuts are, you can use your favorite Ford try-out system to find the ignition cuts. I find this method easier than impressing the door lock. Or, there are a number of progression charts available for the old 10-cut ignitions.

*Tom Richardson  
Washington*

### **Inoperative Ford 10-cut Tip**

Jake I would like to submit the following tip for removing a Ford 10 cut ignition that will not turn.

In most cases this is caused by the key buzzer being broken off and pushed into the end of the keyway as customer attempts to put the key in. If this is the cause the ignition can usually be quickly and easily removed by taking the customers key and duplicating it onto one side only of a new blank.

However, as you tip gauge the blank you are duplicating the cuts onto, place a nickel between the tip of the key and the gauge therefore causing the cuts to be closer to the tip of the key. This will allow room for the broken key buzzer part in the end of the keyway and still allow the key to go in far enough to operate the lock.

Make sure to duplicate only one side of the key this way as the key will then be much

# **Lockcraft® Surges Ahead**



Get used to our market momentum! Lockcraft keeps your sales moving with our ever-expanding lineup of automotive locks, keys and service tools. Ask for all the OEM quality replacements you need -- for Ford, Daimler-Chrysler, Nissan, Honda, Toyota, and more. Yes, Lockcraft is still priced tight and right. Yes, Lockcraft still boasts 5-day/90% order fill. Yes, Lockcraft still offers the best profit opportunities in the business for you. Surge ahead with Lockcraft!

**LOCKCRAFT™**

2345 N. Central Avenue  
Brownsville, TX 78521  
Phone: 965-838-2480 FAX 956-838-1796

See us at  
ALOA  
Booth 732

**E-MAIL YOUR  
TIPS AND WIN!**  
*Natlock@aol.com*



stronger. However, remember that on most Ford 10-cut ignitions the cuts should be facing up. (If unsure use a pick in the keyway to determine wafer side) With the lock lubricated this will usually allow the cylinder to turn for a very easy removal.

I have used this for quite some time and it is much faster than cutting off a key you have already duplicated plus you will already have the correct (actual) taper on the tip for easy insertion.

*Clarence "Sonny" White  
Illinois*

### **GM 10-cut Ignition Picking Trick**

When picking the newer GM 10-cut door locks; I find that the cylinder will often turn to the locked position easier than to the unlocked position to open the car or pickup. I then had the problem of trying to quickly flip the key to the unlocked position.

An easy solution to this problem was to attach the key to a standard key ring and slip my finger into the key ring and flip the lock open. This gives you the additional turning speed you need to flip the car open.

Try this and you will be surprised how much it will assist you in "flipping" the cylinder to the unlocked position. I also use this "trick" on Chrysler locks or foreign auto locks when picking is possible.

*Dave Lueras  
Wyoming*

### **Tight Weather- Stripping/Air Wedge Tip**

On a lot of cars the weather-stripping is so tight it is hard to get a wedge between the weather-stripping and the window. In such instances, I have found it especially hard to do using an air type wedge.


What I have found to work beautifully is a piece of transparency film that goes in photocopiers. For those who are not familiar with transparency film, it is a thin, slick, sheet of plastic that is about the same size and thickness of a sheet of paper. I bought an 8.5" x 11" sheet at Office Depot for 79 cents and cut it in half to get 2-pieces 5.5" x 8.5".

I slide one piece of film between the window and the weather-stripping about 2 inches down into the door. Then slide the wedge down in between the film and the window. The film acts like a shim and allows the wedge to slide easily down into the door without tearing up the weather-stripping.

Doing the same procedure from the inside of the car, It is also helpful in getting an

**ABLOY® PROTEC**

*Smooth  
operator*




**The unique Abloy Protec lock has rotating discs — no springs or pins to wear, jam or freeze.**

**NEW PATENTED KEY SYSTEM**

- Cylinders are made of completely hardened steel
- Virtually impossible to pick or bypass
- Two billion combinations! The most flexible and extensive patented master key systems anywhere
- No broken keys. Key cuts are angular, not deep.
- The convenience of one-key-fits-all.  
A complete range of products operated by just one key
- Reversible key with colour ID available
- Exclusive key way with "Abloy Protec Elite".  
Your name and phone number can appear on each key
- Easier to assemble

**ABLOY: THE PROFESSIONAL'S CHOICE**

**ABLOY®**  
ABLOY DOOR SECURITY  
*an ASSA ABLOY Group Company*

**1 800 465 5761**  
fax 1 800 730 3570  
e-mail [info@abloy.ca](mailto:info@abloy.ca)  
[www.abloy.ca](http://www.abloy.ca)

MCOT tool back into the door panel to remove the tool from the door. You can turn the film any way you need it depending on how wide your wedge is. I have used the same piece of film on about 30 cars and it still is in perfect condition.

*David Green  
Mississippi*

**Interchangeable Core  
EZ Control Key Cut Finder**

Here is a quick method to determine the cuts for a control key for a properly pinned A-2 system. Instead of measuring the driver pin length and converting the pin length to a pin size (4-13) and then subtracting the pin size from 23 and then subtracting 10 or subtracting the pin size from 13 to determine the cut for the control key. Simply measure the driver pin and use the following chart to determine the cuts for your control key.

**Pin Length Control Cuts**

- 9 - .0509
- 8 - .0628
- 7 - .0757
- 6 - .0876
- 5 - .1005
- 4 - .1124
- 3 - .1253
- 2 - .1372
- 1 - .1501
- 0 - .1620

Don't you wish programming your VCR/DVR was this easy?

*Steve Bright  
North Carolina*

**S&G 8400 Detached Dial Ring**

The three set screws that secure the tube spindle to the dial had loosened. I figured the security container (Mosler Class 5) would have to be drilled since the setscrews were facing the

container drawer, thereby not providing room to reattach the dial to the tube spindle.

After giving the situation some thought, I placed small vise grips to the inner spindle and slowly turned the spindle tube until the inner spindle turned. I had located "0" with the dial ring opening index!

I turned the dial thumb-turn a quarter turn to the right to align the thumb-turn slot with the inner spindle and carefully inserted the dial on the tube spindle while centering the inner spindle and aligning "0" on the dial with the dial ring open index. After turning the dial thumb-turn to "0" I proceeded to dial the combo, turned the thumb turn at "0", turned the dial right to open! It worked!

*Jack's Mobile Locksmith Service  
Florida*



**PROFESSIONAL  
KEY CODES, Inc.**

- ALL Domestic vehicles  
(GM back to '88!)
- ALL Foreign vehicles
- MOST big rigs and motorhomes
  
- ALL CODES IN 1 HOUR OR LESS!
- "Rush" codes in 10 -15 minutes -  
NEVER an extra charge!
  
- "In-the-field" call-ins...  
no problem!

**ALL CODES  
GUARANTEED TO WORK!**

Call today for our FREE start-up kit  
**888-456-1888**

INKAS® is the leader in financial solutions. We have built our reputation by delivering reliable, high quality and competitively priced products to our customers all over North America. INKAS® is committed to providing high quality, high value and the support to match. Dealerships and distributorship still available.

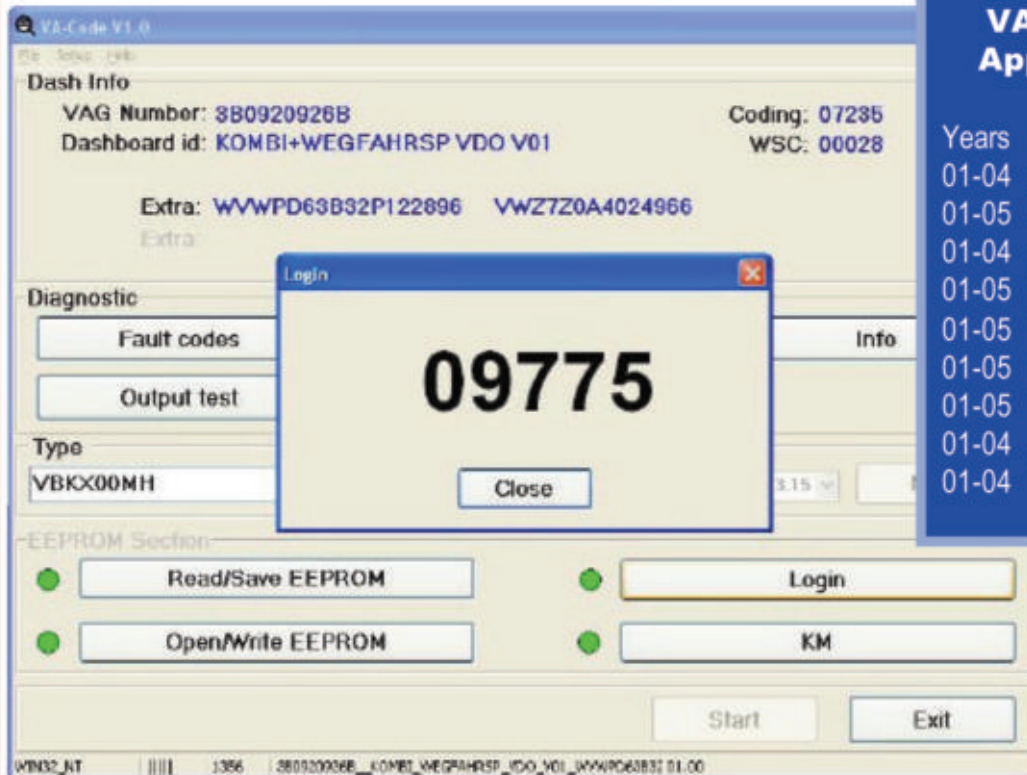
A.T.M. & P.O.S. Terminals    Safes & Vaults    Armored Courier Service

**INKAS**

1-877-GO-INKAS  
= www.inkas.ca



# Introducing VA Code and DAP-key™



## VA-Code Current Application Chart

Years	Make/Model
01-04	Audi A4 (VDO TYPE ONLY)
01-05	Audi A6
01-04	Audi Allroad Quattro
01-05	VW Golf
01-05	VW GTI
01-05	VW Jetta
01-05	VW Passat
01-04	Audi S6
01-04	VW TDI

# DAP-key™

**KEYSTONE ACCESS**  
**328 Buch Avenue**  
**Lancaster, PA 17601**  
**800-860-KEYS**

Patent Pending



Car Dealers and Locksmiths agree that the Dual Access Plus Key is, "better than factory-original equipment." The three-button universal remote housing/key blade replacement for Lexus and Toyota Land Cruiser includes a reinforced injection molded shell with a stronger anchoring of the key blade.

The precision quality will impress enthusiasts and critics alike.

- Remote housing is made of ABS plastic
- Key blade is high quality nickel silver
- Black oxide SS fastener
- Lifetime Warranty
- Made in the USA

Distributed by Accredited Lock, [Americanautolock.com](http://Americanautolock.com),  
 Intermountain Lock & Security Supply and Key Sales & Supply.

For more information call **800-860-KEYS**



# WOOD

## FLUSH


## BOLT

# INSTALLATION

Using the Major HIT-33 Router Template System to accomplish the task.



**1** For flush bolt installation, door must be removed from jamb. Secure in a door stand for ease of installation.



**2** Determine location of bolt and make a light pencil mark. Extend line across door with the use of a combination square. At the same time draw a light pencil line down the center of the door. These marks will be used to locate the HIT-33 base and template.



**3** Adjust the stops on the base to center on door and tighten screws. Attach the template to door using the double headed nails, located on the top and bottom of the guide or use two dry wall screws. Both methods will work. Install the HIT-33FB2 template (for the flush bolt body) to the base plate with two Phillips screws.




**4** Using a plunge router equipped with a 5/8" outside template guide and a 1/2" diameter router bit route the mortise for the flush bolt body. Be sure to route in a clockwise direction, do not attempt to make this mortise with one pass. Adjust the router and make cuts of no more than 1/4" at a time.



**5** With the mortise completed, remove the HIT-33FB2 template and attach the faceplate template. Readjust the cutting depth for the faceplate thickness and route the faceplate area.

HIT-33FB4 for  
1" x 6-3/4" faceplate.

HIT-33FB6 for  
1-1/4" x 6-3/4" faceplate.



**6** After all routing has been completed, remove template and using a sharp chisel, square the four corners.

Continued on page 114





***Mission: Obtain locks that are easy to install, program & use.***

The E-Plex's LectroBolt™ mounting screw eliminates running wires to or through door.

The LectroBolt™ is your secret weapon to eliminate complex wiring and the risk of pinching wires and cables that can result in costly callbacks.



Simplex has set the standards for pushbutton locks for over 40 years, with designs that are simple and reliable. Now, E-Plex incorporates these same Simplex standards into a lock that also gives you the added security of electronic access control.

The Simplex and E-Plex 5000 are non-handed and easily install on wood or metal doors. Locks are quickly programmed with the lock's pushbuttons. The E-Plex can also be managed with optional Microsoft® Excel based software.

With the Simplex and E-Plex Series, you can choose among this comprehensive line based on your needs.

- **Single Code – Mechanical**
- **Multiple Code – Electronic with programmable features and audit capability**
- **Knobs or Levers**
- **Cylindrical, Mortise or Exit Device Trims**
- **Key-In-Lever or Interchangeable Cores**
- **Multiple Finishes**

Kaba Access Control

[www.kaba-ilco.com](http://www.kaba-ilco.com)

1.800.849.8324



Circle 242 on Rapid Reply



**7** Attach the rod drill guide to the door using two dry wall screws. There are two shims inside the guide to adjust to door thickness. With both shims inside, the guide will center on a 1-3/4" thick door. One shim will allow centering on a 2" thick door, no shims will center a 2-1/4" thick door. Make sure guide is flat against door top and side.



**10** Remove the HIT-33FB91 router template and square the mortise with a sharp chisel and install factory rod guide. The use of a self-centering drill will increase the accuracy. Part number for our self-centering drills: MCD series.

**12** Router used in this installation was a Hitachi M12V. Plunge routers made by Porter Cable, Ryobi and others will also work. If you plan to do a lot of installing with a router, it pays to buy quality. Choose a router that has easy to reach controls.



**8** Using a 1/2" diameter drill bit, drill to flush bolt pocket using HIT-33FB9 drill guide. Part number for our 18" carbide tip drill bit: HIT-33DB1.




**11** Drill and install faceplate screws and the flush bolt application is completed. Install flush bolt on opposite side of door using the same method.



**9** Remove HIT-33FB9 drill guide and attach the HIT-33FB91 router guide using the same two screw holes left by the HIT-33FB9 drill guide. Route for the factory rod guide. Make sure router depth guide has been readjusted to route the thickness of the factory supplied rod guide only (about 5/64".)



**13** If you currently use a Porter Cable model 691 "D" handle router, the addition of a Model 6931-type 2 plunge base will turn it into a dual-purpose tool. Use the model 691 for aluminum door and electric strike work and the plunge router base for wood door installations.

For more information contact: Major Manufacturing Inc., Phone: 714-772-5202; E-Mail: mail@majormfg.com; Web: www.majormfg.com. Circle 302 on Rapid Reply. 

**TOOLS** that make your job **EASIER!**

**BigEasy**™ Complete Lockout Tool Kit

**1** Insert EasyWedge to gain access.

**2** BigEasy actuates lock button, electric locks, or door handle to unlock.

Public Safety Kit #32911 — New Price \$59.95

**Unlock Cars Fast!**

No Damage to Vehicle!  
No Training Needed!



*Innovative autobody tools and equipment*

www.steckmfg.com 800.227.8325



## CENTRAL INTELLIGENCE AGENCY



# YOUR TECHNICAL KNOWLEDGE IS OUR SECURITY

### Technical Security Officers

CIA Technical Security Officers configure, deploy and maintain a variety of security systems, regularly working with US- and overseas-based Security Officers to coordinate programs. They also perform administrative duties, as well as working with and lifting heavy equipment. After a few years' experience, you may be asked to serve in an overseas assignment.

Minimum requirements include a bachelor's degree in engineering or an associate's degree in electronics technology. In lieu of a degree, a certificate of completion for equivalent military, commercial or industry-recognized electronics school or training programs, or comprehensive work experience, may

be accepted. Candidates must be proficient in the field of electronics, or in an electromechanical environment. Knowledge of electronic and/or mechanical safe/lock servicing, alarms, CCTV, and experience working as a locksmith are ideal. Several years of service in the corporate security field are also preferred. Overseas experience is desired but not required.

For additional information and to apply online, please visit: [www.cia.gov](http://www.cia.gov) and view under "CIA Careers" — "Engineers and Technology" — "Technical Security Officers."

All applicants must successfully complete a thorough medical and psychological exam, a polygraph interview and an extensive background investigation. US citizenship is required. EOE



THE WORK OF A NATION. THE CENTER OF INTELLIGENCE.

Circle 279 on Rapid Reply

# Locksmith's Pet-Peeves

As you know, we have a web site at [www.TheNationalLocksmith.com](http://www.TheNationalLocksmith.com). On the web site we have forums where locksmiths often get into discussions about technical aspects of the job. Once in a while, however, we get off onto tangents that turn out to be pretty amusing.

This article is one such tangent. Here are a bunch of locksmith's Pet Peeves. Remember, we consider most of these items as humorous, or a way to blow off steam. Not all of them talk about how to treat the customer professionally, but here's a behind the scenes peek at what some of your colleagues are thinking to themselves.

★ ★ ★ ★ ★ ★ ★ ★ ★ ★

**Author: Raymond, San Francisco**

What are your pet peeves when it comes to customers, and/or work related topics?

Let me start-off with my personal Biggie.

Cheap People!

I'm not talking about someone who is being prudent with the little that they have (because supporting the Brady Bunch, isn't easy). I'm talking about, "El Cheapo Supremo!"

You know what (or who) I'm talking about. It's that penny-pinching-miser-scrooge, who insists that they can get a key originated for their car for \$30.00!

(thinking that by quoting that low price, you'll try to beat it).

It's the person who having agreeing on the price of the service, tries to haggle you for a lower price, after the work has been completed.

It's the ones that you see at garage sales. Who will see a really expensive item selling for .25 cents...(Twenty-Five Cents)...and want it for .15 cents!

★ ★ ★ ★ ★ ★ ★ ★ ★ ★

**Author: Lockprone**

My biggest pet-peeve is people who call and ask, "What do you all charge to make keys?" Then you have to ask for what? Then the idiots say for my car. Then you have to say, ok, and that would be what kind of car? And they don't know!

★ ★ ★ ★ ★ ★ ★ ★ ★ ★

**Author: Joan Yarrington**

My peeves: The customer who calls and asks, "How much to unlock a car?" What kind of car? "I think a Ford." What year? "95 or 96, I think." Is it your car?

The customer who calls and asks, "How long to get here?" Where's here? "Irving." Where in Irving?

Customer who says, "\$40\*#@\* aren't you having some sort of sale today?"

Customer who says they have been waiting forever for another locksmith. Have you cancelled the other locksmith? "No." I tell

them to cancel the other one, then I will come. But they must cancel the other one first.

Other locksmiths: Any locksmith who slams another locksmith in front of a customer. There are other ways to handle a job that was messed up by another smith than to put him or her down to a customer. In my experience, although the customer may agree with you, they don't appreciate it when you downgrade your competitor. The word may very well get back to the other locksmith and then you will have trouble.

★ ★ ★ ★ ★ ★ ★ ★ ★ ★

**Author: Woody Quiñones**

1. Hardware store locks that are sold to the public. Part metal, part plastic.
2. Those who call expecting a discount because they think they are someone.
3. Distributors claiming my price is wholesale.
4. Home improvement centers selling locks for less than my wholesale price.
5. Jumbo shrimp.
6. The scale showing that I'm heavier than I believe.
7. Your phone system going down without you knowing about it or being able to transfer it to your cell phone.
8. Friends who ask you to drive 30 miles to their house to drill



NATIONAL AUTO LOCK SERVICE, INC.

**\$ 249.**

PLUS SHIPPING & HANDLING  
CA RESIDENTS + 8.25%

**MEGA  
CODES**

*ENTER THE CODE AND SEE THE CUTS!*



**JAPANESE 4-TRACK INTERNAL HIGH SECURITY  
001-5000 & 40,000-50,000  
COMPLETE CODE SERIES!**

**THESE CODE SERIES ARE FOUND ON  
LEXUS & TOYOTA MODELS WORLDWIDE.**

REQUIRES WINDOWS™ 2000 OR XP HOME OR XP PRO COMPUTER

REQUIRES USB SECURITY DEVICE TO RUN SOFTWARE - 1 DEVICE INCLUDED WITH PURCHASE

- COMING SOON - AN AFFORDABLE SOLUTION FOR VAG PIN CODE CRACK -

SALES LINE: 1-800-954-5454 OR INTERNET: [WWW.LASERKEY.COM](http://WWW.LASERKEY.COM)

Continued from page 122

and install their deadbolt and they give you \$20 for your time.

9. Customer has you drive out to make keys for his vehicle only to find out he wanted you to duplicate the one he has.
10. Customer claims the key you made, three days earlier, won't go into the ignition. You drive out there insert key and the lock turns first time.
11. NSP's without their Corporate Credit Card handy.
12. Locksmiths who will not upgrade their skills.
13. Trade shows 3 hours away.
14. Hanging Chads.
15. Customers who think COD means 60-day billing.

Should I continue?

☆☆☆☆☆☆☆☆☆☆

Author: Ed Hamm

Don't you just love the person who calls everyone in the phone book, then calls you?

We have a routine that we go through for lockouts. It goes like this:

1. Where are you?
2. What kind of car do you have?
3. Have you called anyone else?

I have actually had people say yes and then say, the first one here gets the job. My polite answer is thanks, but no thanks. If I'm in the mood and feel they have enough intelligence to understand, I tell them why I'm not interested.

☆☆☆☆☆☆☆☆☆☆

Author: Collis Bosworth

Telemarketers!

I never buy from an unknown person cold calling. Never. I try to ask some simple questions like what database do you use to get my number? And please remove my name.

☆☆☆☆☆☆☆☆☆☆

Author: Ed L.

My partner had someone ask him if he could open their home

for half price. He replied sure, I'll pick the lock half way.

☆☆☆☆☆☆☆☆☆☆

Author: John's Locksmithing & Sharpening Service

Customers who look you up in the phone book, call and you answer, "John's Locksmithing." Then ask, "Are you a locksmith?"

Also upsetting was a customer who called one Sunday afternoon and thought 35.00 was too much to come out and make a new boat key. So much for being nice.

☆☆☆☆☆☆☆☆☆☆

Author: Mark Ready

The customer who comes in to my store and says he has been all over town and no one can duplicate his key. I then ask if he has been to a locksmith store, the answer is always no. Will the public ever learn?

☆☆☆☆☆☆☆☆☆☆

Author: Dean Sperlin

1. When contractors build new houses, expensive houses (\$500,000



**IQUE METRO IQ1KME\*T:**

Easy installation  
"Clutch" for trouble free service  
Weatherproof -32°F to 155°F  
Audible & visible entry indicator  
Spacer kit available for thin doors  
4 "AA" batteries  
Emergency key override  
Lifetime mechanical & electronic warranty  
32 User capability  
8 programmable holidays  
Manual Passage Mode  
First Manager to Arrive  
Temporary Users




**Quality Security Products & Great Prices!**

**ORNAMENTAL IRON 22AC/3:**

Door thickness: 1"  
Series 9 lock body, Backset: 2-1/2"  
Reversible mortise lock 1" bolt,  
1/2" latch projection  
Lock front: 1" x 7-1/8"  
Thru-bolted solid brass trim assemblies  
Spring loaded captivated spindles  
Cylinder: 5 pin w/ 2 keys; keyed alike 12  
Keyway: Marks "A"



**195/195R SURVIVOR CYLINDRICAL LOCKSET**

ANSI-A156.2 Grade 1, UL Listed,  
3 Hour Fire Rating  
Featuring "The Clutch"  
Backset: 2-3/4";  
Latch #1834 Front: 1-1/8" x 2 -1/4"  
Throw: 9/16"; Strike: #1135, 4-7/8"; ASA curved lip strike.  
Stainless steel nose Roses: Thru-bolted, 3-7/16" dia.,  
spring loaded 2-#10 thru-bolts Cylinder: MARKS "C" keyway, 6 pin w/ 2 keys  
Series 195 w/ Schlage C-key Series 195R Prepped for Best/Falcon IC cores





5767 East Shelby Dr., Memphis, TN 38141  
www.mcdonalddash.com  
email: dashsales@mcdonalddash.com  
Serving Security Specialists Since 1945

**IQUE LOCKSET IQ1K26D\*T:**

"Clutch" for trouble free service  
Weatherproof -32°F to 155°F  
Audible & visible entry indicator  
Spacer kit available for thin doors  
4 "AA" batteries  
Emergency key override  
Upgradeable memory "On Door"  
Lifetime mechanical & electronic warranty  
Keypad and/or computer programmable  
320 User/1,600 Event Audit Trail standard  
Real time clock Full Scheduling Features  
Multiple entry codes for max security  
Full Scheduling Features Panic Alarm interface  
Secretary's Button interface Temporary Users  
Scheduled/Manual Passage Mode  
First Supervisor to Arrive function



Call: 1-800-238-7541 Fax: 1-901-366-0005



and up) and install cheap contractor locks. Or when Contractors install deadbolts and don't install the hardened steel plate with 3" screws to the studs and don't drill the factory mortised doorframe through to allow the bolt to fully extend. I later explain to the homeowner that without the plate and the bolt hole drilled out, the deadbolt is completely useless!

2. When people call me up after midnight and want to argue prices with me! This one I just can't believe! I had one lady call me up at 1:30AM, and scream at me, "One hundred dollars?" "We could rent a hotel room for that!" I told her that was fine, and she said, "Here I'll let you talk to my husband" I said, OK. The second her screaming voice was off the phone, I hung up and disconnected the phone. I wasn't going to be screamed at again at 1:30AM!

☆☆☆☆☆☆☆☆

**Author: George Henderson**

People that want a discount for drilling open their safe because nothing of value is in it.

☆☆☆☆☆☆☆☆

**Author: Robert Blake**

How about the guy who comes into your shop to have a key duplicated, only to return in an hour to tell you that the key you made doesn't work any better than the one he brought you in the first place.

Then there are the ones who call at 3:30AM to ask what your store hours are.

I had a guy tell me that he thought his key was weak because it had deep cuts in it, so he tells me when I copy it to make all the cuts higher. I explain that if I change his key it won't work in his lock anymore. His response? "You're not much of a locksmith are you?"

Some questions I hate to hear: "How come this is taking so long?" "Could I get it done cheaper somewhere else?" "Could I use your

phone to call another locksmith and check their price?" "How about you do the work now and I'll send you a check when I get paid?" "Hey, can I buy one of those tools from you?"

Some comments I hate to hear: "Huh, I thought one key operated all the locks." "I thought you guys just stuck something in the lock and it pops open." "Man, you got a license to steal." "I've seen this on T.V. and that's not the way the guy did it." "That's not going to work."

☆☆☆☆☆☆☆☆

**Author: Jim Storie**

I guess my biggest pet peeve is getting call backs from customers that swear the locks you rekeyed last week just quit working. You ask them if they had any duplicates made anywhere and of course the answer is, "No I never get keys made anywhere but your place." You go out there and the first thing you see is Axxess or Ace on the key blank.

**SCORPION**  
**CX-5 High Security Locks**  
**The New Generation of High Security Locks**

Now available in UL 437

**Patented**

- We carry over 1000 different side bars. Sign up for your own exclusive side bar.
  - 50-mile radius
  - Statewide
  - Nationwide
- High Security and Key Control at very competitive prices.
- Works with standard key cut machines.

**Patented**  
 UL 437  
 Knobset and Deadbolt Cylinder

**Patented**  
 UL 437  
 Mortise/Rim Cylinder

**Patent Pending**  
 Small Format IC-Core with Side Bar

Contact us for the distributor nearest you.

**Scorpion Locks**  
 750 Halpern, Dorval, Qc  
 H9P 1G6 Canada  
 Toll free: 1-888-636-3460  
 Email: sales@scorpionlocks.com  
 Website: www.scorpionlocks.com

See us at ALOA in Chicago at booth #1713



Cars are the best replacement for horses...



**KSP** is your **BEST** replacement source for IC cores!

- Quality
- Price
- Delivery

That's what KSP is all about!

*Ask your wholesaler about drop shipping*



33 Hermon Street  
Worcester, MA 01610  
Phone (508)798-3200  
Fax (508)753-2183  
[www.iccore.com](http://www.iccore.com)

Circle 246 on Rapid Reply



# BUSINESS BRIEFS

## **Kaba Access Control**

Rick Eisen has been appointed as Eastern Regional Sales Manager for Kaba Access Control products.

Eisen has been with the Kaba organization for over 10 years. During this period he has served as National Sales Manager for Kaba High Security Locks and Central Regional Sales Manager for Kaba Access Control. Most recently, Rick has served as Security Solutions Specialist with a focus on developing the Loss Prevention market.

## **Recognition Systems FingerKey Readers**

The FingerKey DX series of biometric fingerprint readers have been investigated and passed the requirements contained in the Underwriters Laboratories' (UL)



Standard Access Control Systems, UL 294, as well as the requirements contained in the Canadian National Standard for Miscellaneous Signaling Equipment, CSA C22.2 No.205-M1983. The

readers are manufactured by Recognition Systems, the biometric component of Ingersoll Rand's (IR) Security & Safety.

The FingerKey DX fingerprint access control reader is a low-cost biometric alternative designed to secure smaller user populations. It includes a keypad and LCD display. Optional proximity reader, memory and Ethernet versions are also available. Verification takes less than two seconds. The user simply enters a PIN code or presents a proximity card, which calls up a template to scan. Then, the user places a finger on the FingerKey reader for verification of the template.

## **S&G Names Managers**

Jeremy Brookes has been appointed east regional sales manager and Anthony Mayo has been appointed west regional sales manager for Sargent and Greenleaf. They are responsible for managing sales to S&G's network of distributors and OEMs in their



**Jeremy Brookes**

territories, and report to Ned Urschel, vice president of sales.



**Anthony Mayo**

Mayo comes from Siemens and Johnson Controls. With 12 years of experience in the security electronics industry, Mayo has worked with convenience stores, Fortune 500 companies, the banking industry and the federal government. Mayo holds a Bachelor of Arts degree from the University of Southern California.

## **Yale Commercial Locks & Hardware Receives 2004 Achievement Award**

Yale Commercial Locks & Hardware is the recipient of the 2004 Achievement Award given by the Tennessee Center for Performance Excellence (The Center) in its annual recognition program.

The award was presented at the 12<sup>th</sup> annual Awards Banquet on February 17, 2005. Receiving the award on behalf of Yale was Dick Krajewski, General Manager, and Wayne Furniss, Quality/Business Improvement Manager.

The Center, through its annual evaluation and assessment process, recognizes organizations that have achieved the highest standards of excellence in their operations and results. Yale was assessed in the categories of Leadership; Strategic Planning; Customer & Market Focus; Measurement, Analysis & Knowledge Management; Human Resource Focus; Process Management; and Business Results.

## **DORMA Acquires Carolina Door Controls, Inc.**

DORMA has acquired Carolina Door Controls, Inc. (CDC) of Durham, N.C. CDC will become part of DORMA Group North America, which provides a wide range of products for the commercial architectural openings industry. CDC operates 20 branch offices in several major markets throughout the Eastern United States to sell, install and service automatic door products and entrance systems for commercial and industrial applications.

Plans for 2005 include an enhanced customer support program and the introduction of products including hurricane doors, ICU doors and new swing door operators.



The National Locksmith® presents

# Small Format Interchangeable Cores


by William M. Lynk

ADVANCED

Features of this 309-page virtual "Encyclopedia of SFIC" that have NEVER before been discussed/shared in public.

Such items include...

- Profiles of BEST Standard and Premium keyways. Photos/diagrams of each. Locksmiths would claw each others eyes out for these
- Revolutionary!!!! These easy-to-read [graphic] pin segments for combining all 16,000+ possible combinations of core chambers. Gerry Finch tried it, the slide charts attempted it, but my graphic charts are the answer! EVERY possible pin segment is present. WOW! Check it out
- New – LAB IC Pin Chart. Worked it out with Jerry and Tom at LAB. Excellent! Explains SFIC pins that every locksmith doesn't understand but should (per Jerry)
- A "Hall of Fame" page for ILA. Worked it out with Kurt; a page to be proud of!
- BEST Servicing information never published outside of BEST NEW!!! Never, ever before has a "Master Keyed SFIC Control Key List" ever been published. Even though, it is not an often-used item, my book lists all possible combinations. Another WOW!
- The most comprehensive/up-to-date manual on SFIC tools anywhere in the world!
- A list of all A4 pin segments for combining cores. In other words, the locksmith only has to match TMK with CK and the entire chamber pinning is listed. Again, never done before in the format that I have presented [visual, easy and accurate]
- An impressive array of SFIC photos, charts & diagrams never before published (Total = 249 digital photos, 58 charts, 112 diagrams & 9 exams). This includes a variety of SFIC original patent diagrams
- An original letter from Yale to Frank Best in 1921 telling him "No!"



Order Online  
TheNationalLocksmith.com

- YES!** Send me *SFIC: Advanced* for \$99.
- Special!** Also send me *I Cores Small Format* for \$39.
- Special!** Also send me *Removeable Cores Large Format* for \$39.

Plus \$8 for shipping and handling.

CHOOSE  Book or  CD

Orders must be paid in U.S. funds. \$20 foreign shipping rate applies.

Select payment Method:

- Check  VISA  MasterCard  Discover
- American Express  Money Order

Order Total \_\_\_\_\_

Card Number \_\_\_\_\_

Exp. Date \_\_\_\_\_

Signature (required) \_\_\_\_\_

Name \_\_\_\_\_

Shop Name \_\_\_\_\_

Address (no P.O. boxes) \_\_\_\_\_

City \_\_\_\_\_

State \_\_\_\_\_ Zip \_\_\_\_\_

Phone \_\_\_\_\_

Fax \_\_\_\_\_

E-Mail (optional) \_\_\_\_\_

Copy or clip this coupon and send with payment to:

The National Publishing Co. • 97592 Eagle Way • Chicago, Illinois 60678-9750 OR fax credit card orders to (630) 837-1210

DND 07/95



# KEY CODES



## Master, Part 2 (Combination Lock) 900001-907353

902311	29-07-25	902366	18-24-38	902421	20-30-04	902476	02-04-26	902531	26-28-06	902586	31-21-35
902312	32-14-28	902367	38-24-34	902422	24-26-00	902477	22-32-38	902532	02-16-22	902587	06-12-30
902313	19-09-15	902368	06-32-14	902423	18-20-10	902478	04-22-16	902533	36-22-28	902588	12-14-24
902314	00-22-36	902369	00-30-12	902424	22-36-30	902479	06-36-14	902534	30-08-14	902589	14-36-02
902315	04-22-12	902370	12-30-36	902425	32-34-00	902480	21-23-05	902535	06-20-34	902590	06-36-26
902316	35-05-15	902371	24-10-04	902426	39-05-15	902481	22-12-38	902536	36-06-12	902591	30-32-06
902317	34-20-30	902372	04-22-36	902427	08-10-00	902482	12-26-04	902537	20-38-32	902592	11-01-15
902318	00-30-04	902373	12-02-28	902428	22-00-22	902483	07-33-15	902538	26-12-38	902593	09-31-05
902319	24-38-28	902374	06-24-38	902429	32-22-08	902484	02-20-30	902539	10-20-14	902594	11-29-35
902320	30-16-06	902375	12-14-20	902430	38-16-26	902485	17-31-05	902540	00-18-24	902595	10-24-10
902321	26-32-02	902376	34-00-30	902431	06-20-06	902486	32-38-28	902541	03-25-35	902596	15-01-15
902322	18-20-30	902377	00-18-36	902432	30-36-10	902487	35-13-35	902542	12-14-32	902597	18-36-22
902323	04-10-04	902378	16-02-08	902433	18-32-06	902488	24-34-20	902543	00-26-12	902598	04-22-04
902324	09-19-25	902379	38-28-18	902434	12-02-36	902489	14-32-26	902544	37-11-25	902599	35-17-35
902325	23-33-15	902380	38-16-10	902435	20-34-16	902490	04-26-08	902545	28-14-08	902600	23-09-15
902326	29-15-25	902381	28-34-04	902436	02-20-26	902491	10-24-38	902546	28-30-24	902601	06-36-22
902327	02-16-10	902382	38-28-38	902437	20-06-16	902492	34-20-06	902547	14-32-38	902602	26-00-06
902328	36-06-32	902383	30-36-06	902438	01-07-25	902493	04-26-16	902548	24-14-08	902603	04-22-28
902329	30-00-14	902384	28-34-20	902439	08-38-08	902494	12-14-28	902549	26-28-02	902604	34-36-06
902330	32-02-24	902385	08-22-28	902440	38-28-06	902495	20-22-08	902550	39-25-15	902605	04-30-24
902331	06-24-34	902386	24-06-00	902441	26-36-02	902496	01-11-25	902551	16-30-16	902606	36-02-20
902332	26-32-22	902387	30-04-10	902442	24-30-20	902497	10-24-18	902552	01-31-05	902607	16-26-32
902333	05-35-25	902388	32-06-00	902443	27-17-35	902498	38-08-26	902553	12-02-32	902608	34-20-38
902334	15-21-15	902389	17-23-05	902444	02-28-02	902499	14-16-30	902554	30-20-30	902609	11-13-35
902335	36-14-28	902390	38-00-18	902445	30-32-18	902500	13-03-25	902555	14-16-38	902610	10-32-22
902336	16-22-16	902391	20-38-28	902446	22-32-14	902501	10-32-38	902556	15-21-35	902611	28-06-24
902337	09-31-25	902392	16-06-24	902447	13-15-05	902502	28-02-36	902557	38-12-22	902612	00-22-16
902338	24-26-08	902393	22-04-30	902448	06-16-10	902503	10-00-10	902558	03-09-15	902613	03-05-35
902339	32-10-24	902394	16-22-12	902449	28-38-32	902504	06-32-02	902559	38-00-26	902614	08-10-16
902340	26-08-22	902395	30-20-14	902450	10-24-34	902505	36-10-28	902560	19-01-15	902615	18-32-38
902341	31-05-15	902396	18-00-06	902451	16-38-08	902506	29-35-25	902561	12-14-04	902616	37-19-05
902342	14-24-14	902397	06-12-02	902452	21-11-25	902507	31-01-35	902562	26-32-14	902617	32-06-16
902343	30-20-38	902398	14-16-26	902453	39-21-15	902508	36-38-28	902563	34-16-26	902618	08-14-20
902344	26-16-34	902399	08-34-20	902454	30-12-26	902509	02-04-18	902564	18-20-14	902619	23-37-15
902345	28-18-00	902400	19-37-15	902455	16-22-36	902510	24-10-24	902565	38-00-10	902620	24-34-00
902346	30-04-30	902401	02-24-10	902456	39-25-35	902511	20-30-36	902566	36-38-32	902621	15-17-35
902347	32-02-32	902402	07-29-35	902457	20-10-04	902512	22-00-10	902567	30-16-22	902622	20-34-20
902348	02-28-06	902403	06-08-30	902458	26-32-10	902513	12-02-20	902568	24-02-08	902623	14-24-34
902349	05-31-25	902404	30-20-34	902459	18-04-14	902514	02-04-30	902569	20-38-04	902624	12-22-28
902350	04-18-32	902405	08-22-16	902460	14-20-38	902515	10-32-10	902570	08-30-00	902625	20-10-32
902351	00-22-04	902406	05-23-05	902461	13-35-05	902516	30-32-22	902571	30-00-30	902626	30-08-02
902352	18-08-26	902407	06-24-18	902462	32-10-20	902517	34-12-18	902572	02-32-26	902627	32-14-24
902353	22-04-10	902408	28-18-12	902463	38-16-30	902518	10-36-06	902573	36-10-36	902628	26-16-06
902354	36-02-08	902409	30-04-38	902464	18-20-34	902519	22-36-14	902574	10-16-34	902629	08-34-04
902355	34-16-34	902410	14-24-06	902465	02-12-06	902520	39-05-35	902575	28-10-20	902630	28-10-20
902356	22-32-06	902411	34-20-26	902466	20-02-28	902521	26-04-38	902576	26-36-14	902631	08-30-34
902357	32-38-20	902412	18-36-02	902467	28-14-36	902522	04-06-20	902577	34-24-02	902632	38-04-26
902358	00-14-04	902413	26-28-18	902468	38-20-06	902523	14-36-06	902578	23-09-35	902633	24-02-12
902359	06-24-06	902414	02-08-26	902469	33-19-25	902524	37-27-05	902579	07-09-15	902634	14-28-38
902360	26-00-18	902415	16-38-28	902470	10-00-14	902525	22-00-14	902580	38-08-14	902635	38-28-02
902361	20-02-20	902416	22-00-30	902471	28-10-28	902526	10-36-22	902581	20-22-28	902636	38-00-30
902362	38-28-22	902417	36-14-20	902472	23-25-15	902527	24-02-16	902582	27-01-35	902637	29-03-25
902363	26-04-34	902418	34-24-06	902473	16-34-28	902528	14-00-22	902583	17-31-25	902638	16-30-12
902364	30-16-02	902419	00-02-08	902474	13-39-25	902529	36-38-24	902584	26-16-26	902639	10-36-10
902365	32-34-28	902420	34-12-22	902475	18-36-06	902530	06-32-38	902585	12-34-00	902640	22-04-14

# Master, Part 2 (Combination Lock) 90001-907353

902641	16-18-28	902705	36-22-16	902769	10-28-34
902642	14-04-18	902706	34-04-14	902770	23-05-35
902643	22-32-18	902707	26-32-06	902771	09-35-05
902644	26-08-14	902708	08-10-28	902772	00-06-24
902645	22-28-22	902709	34-00-06	902773	02-16-38
902646	32-02-20	902710	14-16-22	902774	34-04-18
902647	10-12-34	902711	36-18-28	902775	16-30-00
902648	13-39-05	902712	30-36-02	902776	06-20-10
902649	04-06-32	902713	20-06-28	902777	32-10-28
902650	30-00-34	902714	08-38-04	902778	10-12-06
902651	18-04-30	902715	00-26-08	902779	32-34-20
902652	00-02-12	902716	04-18-28	902780	24-02-32
902653	19-21-15	902717	33-15-05	902781	34-20-14
902654	28-02-24	902718	27-05-15	902782	08-38-12
902655	36-18-04	902719	04-10-16	902783	19-05-15
902656	19-29-35	902720	32-18-36	902784	26-08-18
902657	21-03-25	902721	06-08-02	902785	20-10-20
902658	24-02-24	902722	16-34-00	902786	35-05-35
902659	30-36-30	902723	32-14-08	902787	04-22-00
902660	14-16-06	902724	18-00-10	902788	10-28-22
902661	07-37-15	902725	24-06-12	902789	24-26-36
902662	38-16-34	902726	38-00-06	902790	18-32-26
902663	23-05-15	902727	28-10-16	902791	34-12-38
902664	32-10-04	902728	36-22-04	902792	02-04-14
902665	25-15-05	902729	26-00-26	902793	10-00-26
902666	28-10-04	902730	16-06-20	902794	18-20-02
902667	06-28-14	902731	30-11-30	902795	25-31-25
902668	21-07-25	902732	22-08-38	902796	04-10-32
902669	14-28-14	902733	22-28-06	902797	14-24-10
902670	12-30-04	902734	30-16-30	902798	36-10-20
902671	08-30-08	902735	38-28-34	902799	22-04-26
902672	26-04-18	902736	02-28-10	902800	19-09-35
902673	02-08-02	902737	04-10-20	902801	30-08-26
902674	38-00-22	902738	26-32-38	902802	00-22-28
902675	36-18-24	902739	28-02-20	902803	13-23-05
902676	10-28-06	902740	30-36-14	902804	10-16-06
902677	15-37-15	902741	04-26-00	902805	08-18-00
902678	38-12-38	902742	26-12-26	902806	04-26-32
902679	28-30-36	902743	38-24-02	902807	24-06-20
902680	32-14-32	902744	20-22-00	902808	38-20-34
902681	26-08-38	902745	38-20-26	902809	05-15-25
902682	10-24-06	902746	18-04-22	902810	00-18-28
902683	32-02-08	902747	24-02-20	902811	29-39-05
902684	00-26-00	902748	14-36-10	902812	03-17-35
902685	24-38-32	902749	39-09-15	902813	21-31-25
902686	02-32-38	902750	10-24-30	902814	30-12-06
902687	08-30-04	902751	26-36-22	902815	13-19-25
902688	09-15-05	902752	24-30-36	902816	16-06-36
902689	32-14-20	902753	14-24-18	902817	12-14-08
902690	36-38-04	902754	00-30-16	902818	16-22-00
902691	34-04-38	902755	06-36-30	902819	24-38-12
902692	03-29-15	902756	28-14-20	902820	02-28-18
902693	00-18-32	902757	26-36-06	902821	26-00-30
902694	29-15-05	902758	04-22-32	902822	13-15-25
902695	18-36-18	902759	04-26-12	902823	23-25-35
902696	01-11-05	902760	02-20-14	902824	22-12-02
902697	24-30-24	902761	24-06-16	902825	28-06-16
902698	08-14-00	902762	34-08-30	902826	08-34-00
902699	34-12-30	902763	24-34-04	902827	02-12-38
902700	19-25-15	902764	06-20-38	902828	00-06-20
902701	16-06-00	902765	20-30-16	902829	20-22-36
902702	20-30-20	902766	16-30-24	902830	18-28-06
902703	30-20-26	902767	18-28-18	902831	07-29-15
902704	06-12-22	902768	05-15-05	902832	17-19-25

**hes** Raising the Standards

# 5200 series



-   
**UL 1034**  
burglary rated
-   
**field selectable**  
(12 or 24VDC)
-   
**field selectable**  
(fail secure / fail safe)
-   
**grade 1**
-   
**cylindrical locksets**
-   
**specialty**  
locksets

"The convenient adjustable solution."

Please stop by and visit us during ALOA at booth #817

[www.hesinnovations.com](http://www.hesinnovations.com)

An ASSA ABLOY Group company **ASSA ABLOY**



# Master, Part 2 (Combination Lock)

## 900001-907353

902833	34-08-34	902897	30-00-26	902961	16-02-36	903025	36-02-36	903089	24-14-00	903153	16-30-16
902834	22-08-18	902898	28-14-28	902962	04-14-32	903026	28-38-16	903090	18-32-06	903154	34-04-38
902835	32-18-12	902899	05-11-05	902963	20-26-00	903027	31-17-35	903091	34-12-18	903155	36-26-04
902836	18-00-18	902900	22-04-22	902964	08-26-16	903028	14-28-22	903092	04-14-08	903156	08-34-28
902837	28-34-16	902901	22-04-22	902965	24-14-24	903029	37-07-25	903093	18-00-06	903157	16-24-34
902838	38-08-22	902902	22-04-22	902966	06-16-22	903030	03-25-15	903094	19-01-35	903158	17-07-25
902839	23-29-35	902903	22-04-22	902967	10-32-18	903031	32-22-28	903095	13-15-05	903159	22-36-10
902840	08-38-28	902904	22-04-22	902968	12-02-24	903032	08-30-12	903096	34-08-38	903160	33-23-05
902841	36-26-08	902905	36-14-04	902969	13-31-25	903033	33-11-25	903097	26-28-34	903161	22-32-02
902842	06-12-18	902906	18-32-14	902970	08-18-32	903034	02-16-02	903098	18-08-02	903162	31-05-15
902843	00-10-24	902907	13-19-05	902971	11-21-15	903035	20-26-32	903099	06-20-30	903163	07-17-35
902844	30-04-22	902908	22-28-10	902972	14-20-30	903036	16-26-12	903100	08-26-12	903164	16-22-04
902845	22-00-06	902909	14-32-18	902973	38-12-26	903037	28-06-00	903101	12-18-24	903165	34-20-34
902846	36-06-00	902910	34-24-10	902974	08-34-08	903038	08-26-12	903102	03-05-35	903166	30-32-26
902847	14-28-10	902911	14-00-10	902975	11-17-35	903039	33-07-25	903103	28-10-16	903167	20-06-12
902848	08-34-28	902912	20-30-24	902976	30-20-10	903040	34-04-34	903104	14-32-06	903168	12-02-16
902849	10-36-26	902913	02-08-14	902977	16-18-36	903041	03-05-15	903105	02-28-22	903169	08-18-12
902850	04-34-08	902914	04-10-28	902978	26-08-34	903042	22-08-02	903106	22-32-18	903170	28-38-16
902851	08-22-12	902915	06-16-30	902979	24-38-20	903043	28-18-36	903107	02-08-14	903171	00-14-28
902852	03-13-35	902916	26-28-22	902980	33-03-25	903044	18-28-14	903108	16-02-16	903172	22-36-30
902853	30-16-26	902917	07-21-15	902981	08-26-32	903045	00-18-04	903109	36-02-36	903173	28-06-12
902854	09-39-05	902918	38-08-34	902982	22-36-02	903046	12-18-12	903110	08-30-36	903174	20-30-12
902855	29-19-25	902919	12-38-08	902983	16-26-16	903047	04-10-00	903111	10-20-26	903175	23-05-35
902856	32-06-36	902920	16-02-12	902984	14-24-02	903048	21-35-05	903112	29-31-05	903176	35-13-35
902857	36-22-08	902921	18-28-38	902985	38-04-14	903049	24-30-12	903113	12-02-20	903177	12-22-36
902858	11-01-35	902922	24-14-00	902986	02-32-02	903050	26-00-14	903114	22-04-34	903178	00-26-04
902859	18-24-10	902923	12-02-08	902987	32-18-24	903051	02-24-02	903115	11-21-15	903179	37-15-05
902860	04-06-00	902924	32-22-00	902988	28-10-36	903052	06-08-34	903116	18-28-10	903180	36-22-12
902861	06-20-30	902925	04-30-04	902989	24-26-32	903053	00-18-08	903117	36-18-12	903181	32-34-16
902862	32-14-36	902926	36-06-28	902990	28-18-08	903054	36-06-24	903118	30-16-22	903182	17-23-05
902863	12-38-12	902927	16-30-08	902991	26-36-26	903055	18-08-22	903119	36-38-20	903183	10-16-30
902864	28-14-04	902928	34-24-14	902992	34-00-34	903056	24-10-16	903120	24-14-08	903184	23-09-15
902865	32-18-00	902929	00-06-28	902993	26-16-10	903057	22-12-26	903121	06-08-22	903185	12-34-12
902866	22-36-18	902930	04-06-24	902994	28-02-32	903058	10-20-38	903122	32-18-32	903186	23-13-35
902867	00-02-16	902931	02-08-38	902995	32-22-36	903059	12-38-32	903123	36-14-32	903187	09-11-25
902868	26-00-22	902932	30-32-26	902996	06-32-18	903060	24-38-04	903124	27-19-25	903188	38-24-14
902869	02-04-34	902933	00-06-32	902997	00-02-24	903061	38-16-06	903125	27-29-35	903189	30-32-02
902870	06-24-30	902934	36-38-20	902998	06-36-02	903062	12-18-36	903126	12-34-04	903190	05-07-25
902871	09-39-25	902935	20-10-24	902999	18-00-14	903063	19-33-15	903127	06-36-18	903191	04-26-16
902872	26-00-10	902936	30-36-22	903000	18-36-30	903064	20-38-20	903128	36-06-12	903192	04-30-12
902873	02-20-34	902937	14-24-30	903001	15-25-35	903065	27-13-35	903129	34-20-10	903193	32-18-04
902874	18-20-38	902938	24-38-08	903002	34-08-22	903066	25-35-05	903130	24-34-08	903194	16-34-12
902875	39-21-35	902939	32-38-32	903003	36-14-32	903067	36-26-04	903131	03-17-35	903195	00-06-24
902876	00-30-36	902940	25-39-25	903004	36-18-36	903068	15-05-15	903132	32-38-12	903196	02-32-06
902877	26-16-38	902941	00-26-04	903005	38-24-10	903069	30-00-10	903133	16-02-20	903197	28-38-08
902878	38-08-30	902942	36-02-16	903006	18-32-02	903070	39-17-35	903134	33-22-04	903198	21-07-25
902879	14-04-38	902943	38-20-38	903007	20-10-16	903071	16-22-04	903135	31-01-15	903199	36-26-08
902880	36-10-04	902944	34-12-02	903008	28-14-00	903072	25-11-05	903136	16-06-24	903200	30-16-38
902881	32-02-36	902945	18-08-14	903009	21-31-05	903073	11-29-35	903137	26-08-26	903201	02-32-26
902882	25-03-25	902946	26-08-26	903010	28-34-00	903074	14-00-22	903138	36-06-36	903202	17-19-25
902883	20-26-16	902947	10-20-02	903011	00-30-20	903075	22-00-34	903139	05-35-05	903203	02-28-34
902884	28-02-08	902948	01-19-25	903012	12-26-08	903076	32-18-36	903140	36-26-12	903204	32-14-20
902885	06-36-06	902949	03-33-15	903013	00-02-36	903077	24-06-20	903141	02-20-26	903205	00-18-28
902886	08-26-08	902950	28-06-12	903014	18-36-10	903078	02-08-18	903142	24-10-32	903206	07-09-15
902887	14-20-14	902951	06-12-06	903015	14-00-06	903079	18-28-02	903143	18-24-34	903207	34-00-30
902888	13-31-05	902952	32-22-16	903016	30-16-10	903080	03-21-35	903144	18-08-26	903208	04-06-16
902889	36-14-00	902953	25-07-25	903017	12-18-28	903081	34-20-26	903145	23-25-15	903209	34-16-38
902890	37-03-25	902954	04-06-16	903018	10-28-14	903082	24-02-20	903146	36-22-08	903210	30-00-10
902891	39-29-15	902955	02-32-06	903019	38-04-22	903083	16-22-36	903147	18-08-34	903211	00-22-00
902892	20-34-12	902956	22-36-06	903020	13-27-05	903084	06-24-06	903148	34-12-34	903212	12-14-36
902893	28-10-00	902957	11-25-15	903021	24-30-00	903085	28-02-28	903149	34-24-30	903213	20-02-08
902894	04-30-12	902958	00-30-00	903022	28-18-32	903086	07-37-15	903150	16-26-32	903214	24-10-20
902895	04-34-28	902959	32-38-16	903023	39-01-35	903087	30-16-06	903151	14-32-18	903215	04-06-32
902896	36-18-32	902960	26-28-34	903024	20-22-04	903088	16-02-32	903152	22-30-12	903216	27-09-35



## **Mission: Outfit Your Mobile Lockshop**

software. Complete your mission and take your automotive business on the road.

For more details visit our website [www.kaba-ilco.com/vanpromo](http://www.kaba-ilco.com/vanpromo).

**Stop by Booth  
#1105 for your  
briefing on winning  
The Ultimate Mobile  
Lockshop Package**

Kaba Ilco has made your mission easy with the introduction of two NEW Van packages. Everything you need to outfit your Mobile Lockshop for the 21st century.

Each package, tailored to fit your budget, includes key machines, transponder equipment, and

**Kaba Ilco Corp.**

[www.kaba-ilco.com](http://www.kaba-ilco.com)

800-334-1381



A Member of the Kaba Group

Circle 243 on Rapid Reply



# Master, Part 2 (Combination Lock)

## 900001-907353

903217	07-25-35	903280	18-04-26	903343	08-34-24	903406	38-08-38	903469	08-26-04	903532	04-10-32
903218	00-14-36	903281	00-02-12	903344	34-00-14	903407	39-29-35	903470	30-20-30	903533	28-10-36
903219	10-12-34	903282	37-19-25	903345	22-12-22	903408	32-06-12	903471	02-12-26	903534	34-04-26
903220	19-09-15	903283	38-12-38	903346	09-35-25	903409	24-10-36	903472	30-32-18	903535	28-30-36
903221	28-38-20	903284	26-32-38	903347	38-20-02	903410	00-02-36	903473	10-20-02	903536	22-24-38
903222	14-20-14	903285	24-02-08	903348	30-04-34	903411	32-06-28	903474	01-07-25	903537	37-03-25
903223	10-00-34	903286	22-36-14	903349	32-38-08	903412	07-29-35	903475	19-05-35	903538	08-26-16
903224	34-04-30	903287	10-32-02	903350	11-13-35	903413	06-28-14	903476	06-08-14	903539	18-00-22
903225	36-26-00	903288	24-06-32	903351	28-30-00	903414	16-02-36	903477	16-18-36	903540	36-22-00
903226	38-16-38	903289	02-08-38	903352	20-10-00	903415	01-11-05	903478	38-16-26	903541	26-08-18
903227	25-31-05	903290	14-28-02	903353	08-26-08	903416	24-38-08	903479	32-06-16	903542	12-22-32
903228	12-18-28	903291	14-32-38	903354	34-08-18	903417	10-28-38	903480	32-18-08	903543	20-30-04
903229	00-06-00	903292	05-27-05	903355	26-28-10	903418	34-12-22	903481	16-06-32	903544	14-20-30
903230	20-34-12	903293	38-08-34	903356	17-39-05	903419	10-28-22	903482	05-11-05	903545	08-18-24
903231	08-34-00	903294	04-18-08	903357	28-30-08	903420	20-30-36	903483	18-24-14	903546	00-26-16
903232	20-22-00	903295	08-14-24	903358	38-20-06	903421	34-00-26	903484	09-31-25	903547	34-36-26
903233	15-01-35	903296	04-22-12	903359	10-36-02	903422	38-08-18	903485	28-06-16	903548	28-38-04
903234	32-02-28	903297	24-14-24	903360	14-28-34	903423	30-04-22	903486	02-28-14	903549	26-04-38
903235	31-33-15	903298	20-38-32	903361	12-22-28	903424	27-05-35	903487	23-01-15	903550	30-08-26
903236	28-18-32	903299	12-26-04	903362	12-02-24	903425	08-18-08	903488	05-19-25	903551	00-10-04
903237	30-12-02	903300	12-30-04	903363	20-26-32	903426	30-36-26	903489	38-28-22	903552	30-36-18
903238	08-38-32	903301	20-34-04	903364	00-30-36	903427	15-21-35	903490	15-05-15	903553	13-15-26
903239	04-14-28	903302	32-18-00	903365	28-28-18	903428	30-08-34	903491	36-10-36	903554	08-22-00
903240	04-14-00	903303	02-04-34	903366	13-23-05	903429	15-29-35	903492	18-32-22	903555	34-36-14
903241	08-38-20	903304	26-00-18	903367	04-22-04	903430	02-12-22	903493	18-20-06	903556	16-38-24
903242	00-30-16	903305	26-16-22	903368	22-04-26	903431	22-24-10	903494	25-03-25	903557	02-04-22
903243	30-12-30	903306	22-12-02	903369	37-27-05	903432	26-00-34	903495	10-16-22	903558	04-14-04
903244	32-34-00	903307	11-01-15	903370	20-34-28	903433	20-10-16	903496	12-14-20	903559	18-36-30
903245	04-06-12	903308	32-38-16	903371	27-37-15	903434	10-36-18	903497	00-14-08	903560	15-25-35
903246	12-34-28	903309	10-32-18	903372	28-10-04	903435	27-29-15	903498	36-22-28	903561	08-38-04
903247	16-38-16	903310	34-36-02	903373	20-10-36	903436	24-38-32	903499	10-28-34	903562	22-12-34
903248	00-02-20	903311	25-11-25	903374	12-14-32	903437	37-39-25	903500	32-22-36	903563	18-08-22
903249	24-06-24	903312	30-00-14	903375	02-08-26	903438	22-32-26	903501	24-38-04	903564	06-24-38
903250	12-14-08	903313	18-28-38	903376	00-10-36	903439	26-08-14	903502	28-34-12	903565	34-04-14
903251	36-26-20	903314	08-10-24	903377	26-36-26	903440	25-39-25	903503	08-22-28	903566	06-12-06
903252	36-18-00	903315	08-22-12	903378	04-34-16	903441	32-34-20	903504	06-08-26	903567	05-11-25
903253	18-20-34	903316	36-38-24	903379	24-06-28	903442	38-12-22	903505	20-38-24	903568	22-04-14
903254	20-38-28	903317	10-20-06	903380	12-34-24	903443	30-12-22	903506	02-04-30	903569	30-08-22
903255	34-12-26	903318	10-20-30	903381	20-22-04	903444	04-22-16	903507	10-12-18	903570	13-31-25
903256	34-36-10	903319	20-06-28	903382	00-06-32	903445	02-32-10	903508	20-38-12	903571	14-24-10
903257	20-34-00	903320	08-10-36	903383	13-19-25	903446	14-20-34	903509	38-24-34	903572	16-26-36
903258	02-32-38	903321	10-12-26	903384	34-04-18	903447	04-18-00	903510	08-14-36	903573	12-26-36
903259	22-24-02	903322	36-22-32	903385	12-02-28	903448	04-10-36	903511	00-30-08	903574	19-21-15
903260	31-09-35	903323	01-15-25	903386	16-22-12	903449	26-32-18	903512	38-00-22	903575	11-37-15
903261	13-19-05	903324	37-15-25	903387	32-22-12	903450	28-14-24	903513	39-05-35	903576	14-36-22
903262	26-12-06	903325	38-28-06	903388	35-37-15	903451	39-25-15	903514	16-06-00	903577	03-09-15
903263	35-21-15	903326	29-03-25	903389	33-07-25	903452	18-32-38	903515	10-28-02	903578	26-12-38
903264	24-06-12	903327	00-14-32	903390	24-02-28	903453	38-00-26	903516	04-18-36	903579	16-06-20
903265	32-38-32	903328	30-04-38	903391	30-04-26	903454	29-39-05	903517	12-22-00	903580	22-00-26
903266	26-36-22	903329	16-34-04	903392	26-12-30	903455	38-04-18	903518	20-22-08	903581	12-30-12
903267	22-08-22	903330	06-08-30	903393	12-34-08	903456	28-34-24	903519	17-19-05	903582	06-12-38
903268	12-22-12	903331	06-36-22	903394	26-04-34	903457	30-12-34	903520	04-22-00	903583	08-14-04
903269	33-03-25	903332	06-32-14	903395	14-24-06	903458	06-24-30	903521	07-23-05	903584	14-28-06
903270	06-12-34	903333	09-15-05	903396	31-21-35	903459	00-26-32	903522	34-24-18	903585	04-34-00
903271	18-00-18	903334	36-14-36	903397	25-35-25	903460	08-38-28	903523	12-14-04	903586	30-00-34
903272	12-18-12	903335	06-20-26	903398	01-31-05	903461	28-18-12	903524	38-00-34	903587	36-14-24
903273	23-25-35	903336	18-04-22	903399	02-04-14	903462	30-04-18	903525	16-06-28	903588	32-34-04
903274	00-14-00	903337	38-12-30	903400	14-36-26	903463	24-30-08	903526	36-02-20	903589	24-34-04
903275	20-26-20	903338	02-24-06	903401	04-22-32	903464	20-30-20	903527	22-28-10	903590	02-24-02
903276	11-25-15	903339	28-10-32	903402	12-26-20	903465	10-12-38	903528	04-26-12	903591	06-12-18
903277	26-04-22	903340	14-20-06	903403	31-21-15	903466	30-01-15	903529	06-36-30	903592	32-02-20
903278	07-25-15	903341	20-26-16	903404	24-38-12	903467	39-01-15	903530	32-22-08	903593	17-35-25
903279	28-06-24	903342	18-28-18	903405	22-32-38	903468	24-26-16	903531	38-04-14	903594	30-08-38

# Master, Part 2 (Combination Lock) 900001-907353

903595	36-06-24	903623	23-33-15	903651	06-32-02	903679	26-36-14	903707	28-30-24	903735	17-03-25
903596	15-29-15	903624	04-34-24	903652	08-10-28	903680	18-00-14	903708	25-39-05	903736	30-20-34
903597	19-29-15	903625	26-28-38	903653	30-20-02	903681	04-14-20	903709	01-31-25	903737	32-02-16
903598	10-12-22	903626	29-35-05	903654	06-20-10	903682	28-02-36	903710	19-25-35	903738	06-24-10
903599	34-04-34	903627	22-36-18	903655	16-30-24	903683	02-04-26	903711	16-30-04	903739	04-18-28
903600	21-11-05	903628	26-00-22	903656	10-00-26	903684	22-12-18	903712	12-14-00	903740	00-18-24
903601	14-36-30	903629	30-12-18	903657	28-34-16	903685	20-06-36	903713	30-16-02	903741	18-36-22
903602	17-31-25	903630	06-36-02	903658	36-02-32	903686	04-06-24	903714	04-30-16	903742	26-16-10
903603	26-04-18	903631	01-19-25	903659	34-24-02	903687	36-02-08	903715	08-30-16	903743	24-26-20
903604	36-38-08	903632	28-18-28	903660	38-04-30	903688	28-06-20	903716	08-26-32	903744	26-08-22
903605	04-34-08	903633	06-24-18	903661	24-14-28	903689	30-32-06	903717	26-00-06	903745	12-38-28
903606	06-16-02	903634	10-36-30	903662	32-34-12	903690	34-00-22	903718	02-08-02	903746	22-32-06
903607	21-39-25	903635	38-00-30	903663	24-10-24	903691	01-23-05	903719	39-25-35	903747	16-26-12
903608	16-06-12	903636	34-24-38	903664	26-04-10	903692	18-36-14	903720	38-20-30	903748	10-16-10
903609	08-18-32	903637	30-16-30	903665	24-34-24	903693	14-04-34	903721	35-05-15	903749	24-06-00
903610	10-24-06	903638	26-12-34	903666	38-28-02	903694	04-10-28	903722	34-16-10	903750	06-28-38
903611	08-14-28	903639	14-36-14	903667	20-26-36	903695	34-12-06	903723	06-16-10	903751	25-15-25
903612	30-12-06	903640	12-18-00	903668	36-06-16	903696	36-14-20	903724	10-24-14	903752	18-00-30
903613	36-22-36	903641	11-01-35	903669	06-08-38	903697	22-04-38	903725	00-06-36	903753	18-08-38
903614	18-28-14	903642	12-26-16	903670	04-14-32	903698	28-02-16	903726	38-08-22	903754	34-20-38
903615	12-30-08	903643	14-16-22	903671	34-00-18	903699	38-28-10	903727	33-35-25	903755	36-10-04
903616	01-11-25	903644	16-34-20	903672	34-16-30	903700	22-12-38	903728	30-16-26	903756	32-14-08
903617	12-30-16	903645	06-08-34	903673	18-36-26	903701	16-38-12	903729	01-03-25	903757	16-30-20
903618	00-06-16	903646	02-20-38	903674	00-02-16	903702	20-22-28	903730	20-26-04	903758	10-28-14
903619	18-24-02	903647	05-31-05	903675	12-38-20	903703	28-06-32	903731	01-27-05	903759	04-06-00
903620	00-22-04	903648	36-02-24	903676	10-24-38	903704	10-36-10	903732	28-10-20	903760	34-24-10
903621	10-24-02	903649	15-01-15	903677	12-22-08	903705	14-36-10	903733	00-02-08	903761	04-30-08
903622	11-33-15	903650	15-17-35	903678	36-14-08	903706	08-38-24	903734	20-38-14	903762	22-36-22

## The Desktop Dispatcher

Track your calls on your computer.

- **Create it.**
- **Track it.**
- **Print it.**
- **E-mail it to techs.**
- **Store it to build service history.**
- **Invoice it.**

Starting at \$250.00

For more info and a free demo call 561-714-5240 or visit [www.DesktopDispatcher.com](http://www.DesktopDispatcher.com)

Experience the difference

1770	1820	1963	1982	1988	Today
Prospero Bianchi began producing wrought iron keys	Prospero created the first key catalog which was printed throughout Europe	Camillo Bianchi started a mass key & key machine production facility	The Bianchi family launches key machines in North America	Massimo Bianchi took over the business and created the first electronic code cutting machine	Bianchi USA continues the tradition in North America

of over 235 years of Italian quality and craftsmanship.

**BIANCHI** USA, Inc.

Call 1.800.891.2118 or visit [www.bianchi1770usa.com](http://www.bianchi1770usa.com) to learn more about our precision key cutting solutions.



# Master, Part 2 (Combination Lock)

## 900001-907353

903763	38-04-10	903827	32-14-24	903891	19-29-35	903955	32-02-32	904019	36-10-32	904083	00-06-12
903764	10-20-14	903828	12-22-16	903892	28-30-12	903956	14-16-02	904020	20-10-20	904084	26-08-38
903765	14-32-10	903829	20-22-16	903893	18-32-10	903957	16-22-32	904021	32-14-28	904085	10-32-14
903766	39-21-35	903830	36-38-16	903894	14-16-34	903958	32-14-32	904022	16-02-28	904086	24-06-36
903767	10-12-30	903831	05-35-25	903895	03-25-35	903959	10-32-22	904023	22-28-38	904087	20-30-16
903768	02-12-06	903832	14-24-18	903896	16-18-12	903960	18-20-14	904024	26-28-02	904088	06-08-18
903769	02-20-30	903833	36-14-04	903897	26-32-14	903961	18-00-26	904025	06-12-26	904089	00-22-12
903770	16-26-16	903834	08-30-00	903898	00-06-20	903962	20-22-12	904026	04-30-00	904090	06-16-30
903771	17-39-25	903835	14-04-30	903899	31-09-15	903963	06-32-06	904027	28-10-00	904091	21-31-25
903772	16-26-00	903836	13-35-05	903900	14-28-22	903964	24-34-16	904028	06-36-14	904092	14-20-10
903773	31-01-35	903837	30-08-30	903901	20-10-28	903965	15-21-15	904029	34-20-30	904093	24-38-24
903774	28-34-28	903838	30-20-14	903902	10-16-02	903966	02-04-38	904030	10-16-06	904094	20-26-12
903775	31-17-35	903839	00-22-16	903903	26-12-02	903967	18-28-22	904031	22-00-10	904095	06-08-02
903776	00-06-28	903840	20-02-28	903904	32-06-24	903968	22-12-06	904032	16-38-04	904096	28-18-00
903777	10-16-38	903841	30-36-14	903905	32-02-24	903969	06-28-22	904033	18-32-02	904097	33-19-05
903778	02-32-18	903842	24-34-12	903906	17-35-05	903970	36-10-16	904034	23-05-15	904098	00-22-36
903779	24-02-32	903843	25-27-05	903907	34-24-34	903971	17-27-05	904035	21-11-25	904099	36-06-32
903780	28-14-08	903844	08-10-32	903908	28-02-12	903972	04-26-32	904036	30-12-38	904100	06-32-38
903781	20-38-20	903845	30-00-26	903909	03-29-35	903973	04-14-24	904037	12-02-12	904101	38-00-06
903782	36-02-28	903846	06-16-34	903910	12-18-36	903974	14-32-26	904038	06-36-26	904102	10-00-22
903783	26-00-26	903847	02-16-34	903911	20-26-08	903975	32-34-08	904039	22-00-30	904103	28-30-20
903784	38-04-34	903848	24-14-04	903912	18-20-10	903976	12-18-08	904040	28-38-28	904104	10-12-02
903785	12-34-20	903849	22-00-14	903913	38-28-18	903977	08-26-20	904041	16-22-28	904105	02-16-26
903786	04-34-04	903850	16-18-08	903914	03-21-15	903978	00-26-08	904042	16-30-12	904106	06-30-20
903787	20-10-24	903851	08-30-12	903915	07-13-35	903979	20-30-00	904043	18-32-26	904107	38-16-02
903788	24-30-20	903852	08-10-00	903916	14-24-30	903980	21-35-25	904044	33-39-25	904108	36-02-16
903789	37-18-04	903853	34-08-02	903917	13-35-25	903981	18-20-38	904045	30-20-26	904109	04-22-08
903790	39-05-15	903854	08-26-36	903918	08-30-04	903982	05-23-05	904046	38-16-34	904110	28-06-28
903791	02-20-14	903855	00-18-32	903919	36-38-12	903983	08-26-00	904047	38-00-18	904111	04-10-24
903792	12-30-36	903856	32-02-12	903920	20-02-12	903984	32-14-04	904048	14-24-14	904112	14-00-30
903793	22-28-22	903857	30-20-06	903921	04-26-08	903985	34-16-26	904049	15-37-15	904113	27-13-35
903794	06-36-10	903858	25-11-05	903922	24-26-12	903986	16-26-20	904050	03-25-15	904114	20-10-04
903795	23-09-35	903859	04-06-28	903923	18-36-18	903987	16-38-28	904051	04-18-32	904115	20-06-20
903796	36-10-28	903860	08-34-16	903924	10-36-14	903988	26-28-06	904052	00-10-20	904116	21-35-05
903797	34-00-10	903861	10-12-06	903925	19-25-15	903989	22-28-06	904053	11-21-35	904117	14-28-10
903798	10-00-18	903862	16-26-08	903926	00-10-00	903990	10-20-10	904054	35-05-35	904118	28-38-12
903799	12-34-16	903863	33-15-25	903927	12-38-16	903991	18-00-34	904055	16-02-12	904119	04-06-20
903800	38-08-26	903864	36-10-00	903928	12-30-24	903992	00-26-00	904056	26-08-34	904120	26-28-18
903801	30-00-18	903865	00-14-24	903929	30-00-22	903993	34-00-06	904057	20-10-32	904121	18-04-34
903802	02-28-06	903866	10-28-10	903930	00-10-24	903994	26-16-02	904058	20-34-08	904122	36-14-28
903803	08-18-36	903867	28-34-20	903931	36-38-04	903995	22-24-34	904059	16-34-28	904123	35-21-35
903804	09-27-05	903868	06-16-22	903932	11-17-35	903996	12-26-12	904060	02-28-38	904124	09-23-05
903805	03-05-15	903869	33-19-25	903933	04-34-12	903997	00-30-00	904061	10-20-34	904125	20-06-32
903806	14-20-38	903870	24-06-16	903934	16-22-00	903998	10-24-34	904062	38-16-30	904126	16-38-20
903807	26-16-06	903871	18-32-18	903935	10-36-26	903999	04-18-04	904063	22-28-14	904127	06-20-02
903808	00-22-08	903872	18-24-10	903936	04-30-24	904000	24-34-20	904064	06-32-10	904128	08-18-04
903809	39-21-15	903873	38-24-18	903937	35-17-35	904001	10-36-22	904065	18-04-18	904129	24-10-04
903810	30-36-02	903874	04-22-28	903938	18-08-30	904002	08-14-08	904066	36-22-16	904130	35-25-35
903811	24-26-04	903875	30-00-30	903939	02-20-10	904003	26-16-38	904067	24-26-32	904131	00-26-12
903812	03-29-15	903876	07-21-15	903940	23-37-15	904004	04-26-04	904068	27-09-15	904132	09-39-05
903813	38-20-26	903877	39-01-35	903941	14-04-38	904005	06-24-14	904069	31-37-15	904133	22-08-26
903814	12-14-24	903878	04-26-20	903942	04-10-16	904006	35-09-15	904070	39-09-15	904134	38-12-34
903815	10-00-06	903879	22-32-10	903943	00-10-16	904007	28-14-00	904071	09-11-05	904135	22-08-14
903816	26-12-26	903880	10-24-10	903944	24-14-36	904008	03-09-35	904072	10-36-06	904136	34-36-30
903817	14-24-38	903881	14-20-26	903945	28-10-24	904009	24-30-04	904073	32-38-20	904137	34-36-22
903818	28-06-36	903882	26-16-30	903946	14-04-26	904010	08-22-16	904074	30-36-30	904138	13-31-05
903819	06-16-06	903883	06-28-18	903947	33-11-25	904011	06-28-06	904075	34-16-06	904139	32-10-24
903820	32-22-16	903884	21-27-05	903948	16-30-08	904012	18-28-34	904076	21-39-05	904140	25-15-05
903821	25-31-25	903885	24-26-36	903949	06-20-14	904013	34-12-38	904077	38-20-14	904141	00-14-04
903822	27-05-15	903886	32-10-20	903950	20-06-16	904014	02-24-18	904078	18-20-02	904142	14-00-06
903823	30-00-06	903887	03-33-15	903951	02-20-34	904015	34-20-02	904079	37-39-05	904143	32-22-28
903824	29-07-25	903888	04-10-20	903952	26-12-18	904016	02-16-38	904080	36-26-16	904144	24-26-00
903825	10-28-06	903889	25-35-05	903953	20-34-16	904017	12-38-12	904081	16-34-24	904145	16-22-08
903826	22-12-30	903890	30-04-14	903954	07-09-35	904018	24-02-16	904082	28-14-32	904146	00-18-36

# Master, Part 2 (Combination Lock) 900001-907353

904147	26-16-26	904210	09-19-05	904273	16-02-24
904148	02-12-18	904211	08-18-28	904274	38-28-34
904149	14-36-06	904212	11-25-35	904275	24-30-24
904150	38-12-26	904213	12-22-04	904276	23-01-35
904151	08-38-08	904214	21-31-05	904277	28-18-08
904152	24-02-12	904215	04-34-28	904278	30-04-10
904153	34-24-06	904216	32-14-00	904279	22-24-18
904154	10-32-06	904217	20-02-20	904280	08-22-04
904155	19-01-15	904218	08-18-00	904281	14-04-18
904156	14-24-02	904219	34-12-30	904282	22-00-22
904157	16-34-00	904220	22-08-38	904283	20-30-24
904158	32-10-04	904221	18-32-14	904284	14-04-10
904159	06-16-26	904222	20-06-24	904285	08-14-20
904160	28-14-36	904223	29-31-25	904286	26-16-34
904161	36-18-36	904224	14-36-18	904287	20-02-24
904162	02-28-10	904225	02-28-02	904288	22-04-18
904163	34-08-26	904226	24-10-00	904289	22-00-06
904164	26-04-14	904227	20-22-32	904290	37-07-25
904165	38-24-02	904228	39-09-35	904291	37-19-05
904166	38-16-06	904229	32-02-36	904292	30-08-14
904167	16-18-28	904230	16-18-32	904293	02-16-02
904168	38-24-10	904231	34-00-34	904294	08-34-12
904169	14-00-10	904232	37-11-05	904295	18-04-38
904170	34-04-10	904233	30-32-22	904296	22-00-18
904171	08-30-24	904234	38-00-10	904297	08-22-08
904172	04-30-20	904235	04-18-24	904298	06-20-34
904173	06-28-34	904236	02-20-02	904299	39-17-35
904174	12-30-00	904237	06-32-22	904300	02-04-10
904175	30-32-38	904238	18-04-14	904301	12-30-20
904176	38-00-14	904239	10-20-38	904302	38-20-34
904177	00-26-36	904240	23-29-15	904303	36-06-28
904178	16-34-08	904241	04-14-36	904304	04-30-04
904179	32-34-24	904242	34-08-34	904305	38-08-30
904180	12-26-00	904243	32-18-24	904306	02-08-30
904181	16-38-32	904244	28-02-08	904307	33-11-05
904182	30-36-22	904245	14-28-38	904308	37-11-25
904183	20-06-00	904246	36-06-20	904309	39-13-35
904184	26-00-10	904247	26-08-02	904310	27-17-35
904185	08-30-08	904248	38-04-26	904311	28-02-24
904186	39-29-15	904249	14-24-34	904312	22-08-18
904187	06-36-06	904250	22-28-02	904313	26-04-26
904188	16-18-04	904251	32-02-08	904314	32-14-36
904189	12-18-32	904252	32-18-12	904315	13-39-25
904190	14-20-02	904253	02-04-18	904316	10-00-30
904191	38-24-06	904254	15-05-35	904317	00-18-04
904192	34-36-18	904255	26-08-30	904318	36-18-24
904193	22-28-34	904256	14-16-10	904319	14-16-38
904194	10-32-38	904257	32-38-24	904320	09-39-25
904195	22-36-26	904258	08-38-16	904321	32-34-28
904196	30-20-38	904259	08-22-36	904322	05-15-05
904197	06-28-10	904260	06-32-26	904323	31-05-35
904198	30-32-14	904261	28-02-20	904324	28-14-28
904199	14-32-14	904262	28-38-24	904325	28-18-36
904200	08-34-20	904263	27-33-15	904326	32-06-32
904201	02-08-22	904264	02-16-30	904327	05-19-05
904202	01-19-05	904265	24-10-28	904328	14-00-26
904203	22-36-06	904266	14-28-18	904329	12-34-00
904204	16-06-16	904267	28-34-04	904330	21-03-25
904205	07-29-15	904268	36-38-32	904331	16-38-08
904206	18-24-38	904269	19-33-15	904332	29-39-25
904207	24-34-00	904270	33-39-05	904333	24-26-08
904208	28-18-24	904271	38-08-14	904334	29-11-15
904209	32-38-28	904272	00-02-28	904335	09-19-25

## National Auto Lock Service, Inc.

### • LARGEST SELECTION OF TRANSPONDER KEYS:

- FACTORY ORIGINALS
- A1 SECURITY
- ILCO
- JET
- NATIONAL
- STRATTEC

### • HIGH SECURITY SPACE & DEPTH GUIDE KEYS:

- AUDI, BMW, GTO, HONDA
- LEXUS, MAZDA, MERCEDES
- ROVER, SAAB, VOLVO

### • T-CODE USA SOFTWARE & ACCESSORIES:

- SPECIALIZED CABLES
- SOFTWARE INTEGRATION

### • TECHNICAL MANUALS:

- DATA MANAGEMENT
- DESIGN
- INTEGRATION
- LAYOUT
- PRINT PUBLICATIONS

### • AUTOMOTIVE SOFTWARE SOLUTIONS:

- AUTOSMART ADVISOR
- MAZDA PIN
- MEGA CODES
- NISSAN SUPER CODES

### • R & D CENTER - AUTOMOTIVE TECHNOLOGIES:

- AUTOMOTIVE CHIP CIRCUITS
- DATA SIMULATOR SYSTEMS
- IMMOBILIZER TRANSPONDERS
- RFID

HOME OF ORIGINAL IDEAS & THOUGHT

Sales Line: 1-800-954-5454


Web: [www.Laserkey.com](http://www.Laserkey.com)



# Master, Part 2 (Combination Lock)

## 900001-907353

904336	29-15-05	904399	22-32-14	904462	24-14-32	904525	02-16-06	904588	36-26-32	904651	06-36-22
904337	00-22-32	904400	28-06-00	904463	06-20-06	904526	18-28-06	904589	26-28-14	904652	06-32-14
904338	38-12-18	904401	02-24-14	904464	14-16-30	904527	16-22-16	904590	26-36-18	904653	09-15-05
904339	26-34-22	904402	02-28-16	904465	24-30-36	904528	35-25-15	904591	26-28-22	904654	36-14-36
904340	26-36-30	904403	22-04-30	904466	06-12-22	904529	21-23-05	904592	22-04-10	904655	06-20-26
904341	04-30-36	904404	05-31-25	904467	14-28-14	904530	20-34-20	904593	12-26-32	904656	18-04-22
904342	31-13-35	904405	09-15-25	904468	38-08-02	904531	24-30-16	904594	30-08-02	904657	24-30-36
904343	20-38-04	904406	04-26-00	904469	30-20-10	904532	34-16-34	904595	32-10-16	904658	06-12-22
904344	18-04-10	904407	10-28-18	904470	26-04-30	904533	02-12-38	904596	29-19-05	904659	14-28-14
904345	20-34-24	904408	28-18-04	904471	06-32-18	904534	16-18-00	904597	00-18-12	904660	38-08-02
904346	26-00-30	904409	20-38-08	904472	32-10-36	904535	14-00-18	904598	18-36-10	904661	30-20-10
904347	04-10-00	904410	19-05-15	904473	04-34-20	904536	38-12-02	904599	18-36-06	904662	26-04-30
904348	14-32-02	904411	28-02-32	904474	35-09-35	904537	34-20-14	904600	02-24-30	904663	06-32-18
904349	02-32-22	904412	02-12-02	904475	20-02-35	904538	10-00-14	904601	28-30-04	904664	32-10-36
904350	28-34-00	904413	00-22-28	904476	16-26-04	904539	38-04-22	904602	12-18-04	904665	04-34-20
904351	04-06-36	904414	32-06-00	904477	28-14-20	904540	13-03-25	904603	00-14-20	904666	35-09-35
904352	14-04-22	904415	14-36-02	904478	00-02-24	904541	26-36-06	904604	19-09-35	904667	20-02-36
904353	32-22-00	904416	02-16-22	904479	36-14-00	904542	34-04-22	904605	08-14-32	904668	16-26-04
904354	33-35-05	904417	33-15-05	904480	08-14-00	904543	04-26-36	904606	36-18-08	904669	28-14-20
904355	07-33-15	904418	38-24-38	904481	36-06-00	904544	00-30-12	904607	22-36-02	904670	00-02-24
904356	36-18-32	904419	24-38-20	904482	38-28-14	904545	16-02-08	904608	22-32-22	904671	36-14-00
904357	00-18-00	904420	11-29-15	904483	10-32-26	904546	10-00-10	904609	20-10-32	904672	08-14-00
904358	10-16-34	904421	22-24-06	904484	24-02-24	904547	06-28-02	904610	20-34-08	904673	36-06-00
904359	18-20-30	904422	24-02-36	904485	06-12-02	904548	38-04-38	904611	16-34-28	904674	38-28-14
904360	26-36-10	904423	24-10-16	904486	14-16-06	904549	02-08-34	904612	02-28-38	904675	10-32-26
904361	26-36-02	904424	08-10-20	904487	30-12-26	904550	24-38-16	904613	10-20-34	904676	24-02-24
904362	10-24-18	904425	14-00-34	904488	26-32-06	904551	32-10-28	904614	38-16-30	904677	06-12-02
904363	29-11-05	904426	20-22-36	904489	34-20-06	904552	08-34-08	904615	22-28-14	904678	14-16-06
904364	32-10-00	904427	08-22-32	904490	30-16-34	904553	36-38-28	904616	06-32-10	904679	30-12-26
904365	28-14-04	904428	16-30-36	904491	17-31-05	904554	30-36-06	904617	18-04-18	904680	26-32-06
904366	08-30-20	904429	32-22-32	904492	14-32-22	904555	38-20-38	904618	36-22-16	904681	03-09-15
904367	36-02-12	904430	23-29-35	904493	38-24-30	904556	00-26-20	904619	24-26-32	904682	26-12-38
904368	20-30-08	904431	36-18-28	904494	30-04-30	904557	24-34-28	904620	27-09-15	904683	16-06-20
904369	02-24-38	904432	05-15-25	904495	29-15-25	904558	30-32-10	904621	31-37-15	904684	22-00-26
904370	14-00-14	904433	16-06-36	904496	12-02-32	904559	00-10-28	904622	39-09-15	904685	12-30-12
904371	36-10-24	904434	34-08-23	904497	02-12-34	904560	16-18-24	904623	09-11-05	904686	06-12-38
904372	18-04-30	904435	18-36-02	904498	18-36-32	904561	26-00-14	904624	10-36-06	904687	08-14-04
904373	10-24-30	904436	15-25-15	904499	09-31-05	904562	32-10-32	904625	32-38-20	904688	14-28-06
904374	34-36-06	904437	07-21-35	904500	22-12-26	904563	18-24-18	904626	30-36-30	904689	04-34-00
904375	24-30-00	904438	16-30-00	904501	02-16-10	904564	32-06-36	904627	34-16-06	904690	30-00-34
904376	00-02-32	904439	12-38-08	904502	22-24-30	904565	08-10-16	904628	21-39-05	904691	36-14-24
904377	06-20-38	904440	02-32-14	904503	34-24-14	904566	04-18-12	904629	38-20-14	904692	32-34-04
904378	22-24-14	904441	22-04-22	904504	34-08-14	904567	28-34-08	904630	18-20-02	904693	24-34-04
904379	12-26-08	904442	22-08-02	904505	22-08-30	904568	30-16-10	904631	37-39-05	904694	02-24-02
904380	10-16-26	904443	16-34-16	904506	12-38-32	904569	18-08-18	904632	36-26-16	904695	06-12-18
904381	22-08-34	904444	18-24-30	904507	34-16-22	904570	38-16-10	904633	18-28-38	904696	32-02-20
904382	38-20-10	904445	38-12-06	904508	24-14-20	904571	06-12-30	904634	08-10-24	904697	17-35-26
904383	00-30-24	904446	20-26-00	904509	00-30-04	904572	34-16-02	904635	08-22-12	904698	30-08-38
904384	35-01-35	904447	28-10-28	904510	25-07-25	904573	14-16-26	904636	36-38-24	904699	36-06-24
904385	15-33-15	904448	26-32-02	904511	18-00-10	904574	02-24-34	904637	10-20-06	904700	15-29-15
904386	34-08-30	904449	14-04-14	904512	28-30-16	904575	06-24-02	904638	10-20-30	904701	19-29-15
904387	24-38-28	904450	12-02-08	904513	10-32-10	904576	26-32-10	904639	20-06-28	904702	10-12-22
904388	38-28-38	904451	00-18-08	904514	12-27-05	904577	18-24-06	904640	08-10-36	904703	34-04-34
904389	27-01-35	904452	20-02-32	904515	26-32-26	904578	08-38-12	904641	10-12-26	904704	21-11-05
904390	32-18-28	904453	03-13-35	904516	12-38-04	904579	09-35-05	904642	36-22-32	904705	38-12-30
904391	18-20-26	904454	04-10-04	904517	29-35-25	904580	12-14-28	904643	01-15-25	904706	02-24-06
904392	36-26-36	904455	01-15-05	904518	04-22-36	904581	00-10-32	904644	37-15-25	904707	28-10-32
904393	18-08-14	904456	38-16-22	904519	12-02-36	904582	02-12-30	904645	38-28-06	904708	14-20-06
904394	30-36-10	904457	30-08-18	904520	02-32-02	904583	02-20-06	904646	29-03-25	904709	20-26-16
904395	32-38-04	904458	06-16-38	904521	02-24-10	904584	08-10-04	904647	00-14-32	904710	18-28-18
904396	20-02-16	904459	13-39-05	904522	36-22-04	904585	27-01-15	904648	30-04-38	904711	08-34-24
904397	19-37-15	904460	08-34-04	904523	36-10-20	904586	12-38-24	904649	16-34-04	904712	34-00-14
904398	32-06-20	904461	16-21-35	904524	34-12-02	904587	26-12-22	904650	06-08-30	904713	22-12-22



Join the...  
**NATIONAL  
 LOCKSMITH  
 AUTOMOBILE  
 ASSOCIATION**

*...take the fear out of  
 automotive locksmithing!*

**FREE GIFTS**



**Two Years**

Receive all the one year gifts, PLUS a free Flashlight Tool Kit, containing a small set of tools including an Emergency Pick Set.



When you become a member of NLAA you receive instant benefits that help you make more money. We'll give you the edge on car work. You'll receive our monthly news magazine called the *Automotive Edge*, and it's jammed full of photos and step-by-step instructions on how to do locksmith work on the newest vehicles.



**One Year**

AutoEdge software with over 1400 pages of automotive locksmithing details, plus two FREE books on foreign and domestic autos totalling over 400 pages. Plus receive an NLAA membership card, photo ID and NLAA bond.

- Learn how to open the car in a lockout
- Remove the locks from the car
- Find the key codes
- Make a key to the doors and ignition when the original is lost
- Cut car keys using hidden codes
- Pull the steering wheel
- Program and cut transponder keys

**YES!** Please sign me up for the NLAA Membership and send me the free stuff, plus Membership Certificate, \$10,000 Bond and Newsletters.

- Two Year Membership @ \$240.00** with Automotive Locksmith Software, 2 Books, Certificate, \$10,000 Bond **and Tool Kit!**  
*(Two Year Membership Outside the U.S. \$290.00)*
- One Year Membership @ \$125.00** with Automotive Locksmith Software, 2 Books, Certificate, \$10,000 Bond.  
*(One Year Membership Outside the U.S. \$150.00)*

*Memberships must be paid in U.S. funds.*

**Select payment Method:**

- Check  VISA  MasterCard  Discover  
 American Express  Money Order

Payment Total \_\_\_\_\_

Card Number \_\_\_\_\_ Exp. Date \_\_\_\_\_

Signature (required) \_\_\_\_\_

Name \_\_\_\_\_

Shop Name \_\_\_\_\_

Address (no P.O. boxes) \_\_\_\_\_

City \_\_\_\_\_ State \_\_\_\_\_ Zip \_\_\_\_\_

Phone \_\_\_\_\_

E-Mail (optional) \_\_\_\_\_

OID 03/05

*Copy or clip this coupon and send with payment to:*

**The National Publishing Co. • 97592 Eagle Way • Chicago, Illinois 60678-9750**

**OR fax credit card orders to (630) 837-1210**



# Master, Part 2 (Combination Lock)

## 900001-907353

904714	09-35-25	904778	03-21-15	904842	34-08-22	904906	24-02-16	904970	12-38-24	905034	12-26-16
904715	38-20-02	904779	07-13-35	904843	18-36-02	904907	36-10-32	904971	26-12-22	905035	14-16-22
904716	30-04-34	904780	14-24-30	904844	15-25-15	904908	20-10-20	904972	36-26-32	905036	16-34-20
904717	32-38-08	904781	13-35-25	904845	07-21-35	904909	32-14-28	904973	26-28-14	905037	06-08-34
904718	11-13-35	904782	08-30-04	904846	16-30-00	904910	16-02-28	904974	26-36-18	905038	02-20-38
904719	28-30-00	904783	36-38-12	904847	12-38-08	904911	22-28-38	904975	26-28-22	905039	05-31-05
904720	20-10-00	904784	20-02-12	904848	02-32-14	904912	26-28-02	904976	22-04-10	905040	36-02-24
904721	08-26-08	904785	04-26-08	904849	20-38-24	904913	06-12-26	904977	12-26-32	905041	16-06-32
904722	34-08-18	904786	24-26-12	904850	02-04-30	904914	04-30-00	904978	30-08-02	905042	05-11-05
904723	26-28-10	904787	18-36-18	904851	10-12-18	904915	28-10-00	904979	32-10-16	905043	18-24-14
904724	17-39-05	904788	10-36-14	904852	20-38-12	904916	06-36-14	904980	29-19-05	905044	09-31-25
904725	28-30-08	904789	19-25-15	904853	38-24-34	904917	34-20-30	904981	00-18-12	905045	28-06-16
904726	38-20-06	904790	00-10-00	904854	08-14-36	904918	10-16-06	904982	18-36-10	905046	02-28-14
904727	10-36-02	904791	12-38-16	904855	00-30-08	904919	22-00-10	904983	18-36-06	905047	23-01-15
904728	14-28-34	904792	12-30-24	904856	38-00-22	904920	16-38-04	904984	02-24-30	905048	05-19-25
904729	02-16-26	904793	30-00-22	904857	39-05-35	904921	02-08-38	904985	28-30-04	905049	38-28-22
904730	00-30-20	904794	00-10-24	904858	16-06-00	904922	14-28-02	904986	12-18-04	905050	15-05-15
904731	38-16-02	904795	36-38-04	904859	10-28-02	904923	14-32-38	904987	00-14-20	905051	36-10-36
904732	36-02-16	904796	11-17-35	904860	04-18-36	904924	05-27-05	904988	19-09-35	905052	18-32-22
904733	04-22-08	904797	04-34-12	904861	12-22-00	904925	38-08-34	904989	08-14-32	905053	18-20-06
904734	28-06-28	904798	16-22-00	904862	20-22-08	904926	04-18-08	904990	36-18-08	905054	25-03-25
904735	04-10-24	904799	10-36-26	904863	17-19-05	904927	08-14-24	904991	22-36-02	905055	10-16-22
904736	14-00-30	904800	04-30-24	904864	04-22-00	904928	04-22-12	904992	22-32-22	905056	12-14-20
904737	27-14-35	904801	24-10-04	904865	37-23-05	904929	24-14-24	904993	00-26-36	905057	00-14-08
904738	20-10-04	904802	35-25-35	904866	34-24-18	904930	20-38-32	904994	16-34-08	905058	36-22-28
904739	20-06-20	904803	00-26-12	904867	12-14-04	904931	12-26-04	904995	32-34-24	905059	10-28-34
904740	21-35-05	904804	09-39-05	904868	38-00-34	904932	12-30-04	904996	12-26-00	905060	32-22-36
904741	14-28-10	904805	22-08-26	904869	16-06-28	904933	20-34-04	904997	16-38-32	905061	24-38-04
904742	28-38-12	904806	38-12-34	904870	36-02-20	904934	32-18-00	904998	30-36-22	905062	28-34-12
904743	04-06-20	904807	22-08-14	904871	22-28-10	904935	02-04-34	904999	20-06-00	905063	08-22-28
904744	26-28-18	904808	34-36-30	904872	04-26-12	904936	26-00-18	905000	26-00-10	905064	06-08-26
904745	18-04-34	904809	34-36-22	904873	06-36-30	904937	26-16-22	905001	08-30-08	905065	22-28-22
904746	36-14-28	904810	13-31-05	904874	32-22-08	904938	22-12-02	905002	39-29-15	905066	06-36-10
904747	35-21-35	904811	32-10-24	904875	38-04-14	904939	11-01-15	905003	06-36-06	905067	23-09-35
904748	09-23-05	904812	25-15-05	904876	04-10-32	904940	32-38-16	905004	16-18-04	905068	36-10-28
904749	20-06-32	904813	00-14-04	904877	28-10-36	904941	10-32-18	905005	12-18-32	905069	34-00-10
904750	16-38-20	904814	14-00-06	904878	34-04-26	904942	34-36-02	905006	14-20-02	905070	10-00-18
904751	06-20-02	904815	32-22-28	904879	28-30-36	904943	25-11-25	905007	38-24-06	905071	12-34-16
904752	08-18-04	904816	24-26-00	904880	22-24-38	904944	30-00-14	905008	34-36-18	905072	38-08-26
904753	18-32-02	904817	16-22-08	904881	37-03-25	904945	18-36-26	905009	22-28-34	905073	30-00-18
904754	23-05-15	904818	00-18-36	904882	08-26-16	904946	00-02-16	905010	10-32-38	905074	02-28-06
904755	21-11-25	904819	26-16-26	904883	18-00-22	904947	12-38-20	905011	22-36-26	905075	08-18-36
904756	30-12-38	904820	02-12-18	904884	36-22-00	904948	10-24-38	905012	30-20-38	905076	09-27-05
904757	12-02-12	904821	14-36-06	904885	26-08-18	904949	12-22-08	905013	06-28-10	905077	03-05-15
904758	06-36-26	904822	38-12-26	904886	12-22-32	904950	36-14-08	905014	30-32-14	905078	14-20-38
904759	22-00-30	904823	08-38-08	904887	20-30-04	904951	26-36-14	905015	14-32-14	905079	26-16-06
904760	28-34-28	904824	24-02-12	904888	14-20-30	904952	18-00-14	905016	08-34-20	905080	00-22-08
904761	16-22-28	904825	33-15-05	904889	08-18-24	904953	04-14-20	905017	26-28-38	905081	39-21-15
904762	16-30-12	904826	38-24-38	904890	00-26-16	904954	28-02-36	905018	29-35-05	905082	30-36-02
904763	18-32-26	904827	24-38-20	904891	34-36-26	904955	00-04-26	905019	22-36-18	905083	24-26-04
904764	33-39-25	904828	11-29-15	904892	28-38-04	904956	22-12-18	905020	26-00-22	905084	03-29-15
904765	30-20-26	904829	22-24-06	904893	26-04-38	904957	20-06-36	905021	30-12-18	905085	38-20-26
904766	38-16-34	904830	24-02-36	904894	30-08-26	904958	04-06-24	905022	06-36-02	905086	12-14-24
904767	38-00-18	904831	24-10-16	904895	00-10-04	904959	36-02-08	905023	01-19-25	905087	10-00-06
904768	14-24-14	904832	08-10-20	904896	30-36-18	904960	28-06-20	905024	28-18-28	905088	26-12-26
904769	15-37-15	904833	14-00-34	904897	24-30-04	904961	30-32-06	905025	06-24-18	905089	06-08-22
904770	03-25-15	904834	20-22-36	904898	08-22-16	904962	34-00-22	905026	10-36-30	905090	32-18-32
904771	04-18-32	904835	08-22-32	904899	06-28-06	904963	01-23-05	905027	38-00-30	905091	36-14-32
904772	00-10-20	904836	16-30-36	904900	18-28-34	904964	18-36-14	905028	34-24-38	905092	29-19-25
904773	11-21-35	904837	32-22-32	904901	34-12-38	904965	14-04-34	905029	30-16-30	905093	27-29-35
904774	35-05-35	904838	23-29-35	904902	02-24-18	904966	04-10-28	905030	26-12-34	905094	12-34-04
904775	16-02-12	904839	36-18-28	904903	34-20-02	904967	34-12-06	905031	14-36-14	905095	06-36-18
904776	26-08-34	904840	05-15-25	904904	02-16-38	904968	36-14-20	905032	12-18-00	905096	36-06-12
904777	38-28-18	904841	16-06-36	904905	12-38-12	904969	27-01-15	905033	11-01-35	905097	34-20-10

For years locksmiths have begged for comprehensive service manuals on motorcycles, and they are finally here! Covering a wide range of service procedures, you'll know everything a locksmith needs to know about each cycle. Plus, you'll get step by step photographs and instructions.



# The National Locksmith®

# Guide To Motorcycles

# Volumes 1, 2, 3, 4 & 5

by John Blankenship

**Volume 1 covers...** Key information • Progression Charts • **BMW** 1997 R1100R • **Harley-Davidson** 1938 Knucklehead, 1970 Sportster, 1980 Sportster, 1984 Wide Glide, 1994+ Tubular Ignition Lock • **Honda** 1968 Mini Trail 50, 1970 Trail 90, 1971 CB750, 1978 CB750, 1978 Hawk, 1981 CB900, 1982 Ascot, 1983 Shadow, 1984 Nighthawk, 1985 Rebel, 1990 Gold Wing, 1996 Nighthawk 750, 1996 VFR750 • **Kawasaki** 1980 LTD250, 1985 Ninja 600, 1993 KLX650 Ignition Lock, 1994 Ninja Gas Cap • **Neiman** Steering Lock • **Suzuki** 1986 Intruder, 1990 Katana 600, 1991 GSXR1100 Ignition Lock, 1998 Katana 600, 1999 TL1000R • **Triumph** 1995 Tiger, 1999 Legend • **Yamaha** 1980 650 Twin, 1987 FZR1000 Ignition Lock, 1987 Virago, 1992 Yamaha/Polaris 4-Wheeler Ignition Lock, 1998 V Star Classic, 1998 YZF600R

**Volume 2 covers...** Key information • Progression Charts • **BMW** 1976 R90/6, 1989 K100RS, 1995+ Ignition Lock, 1999 F650, Luggage using Y61 • **Buell** 2000 Blast • **Ducati** 1993 Monster • **Harley-Davidson** 1999 Road King Police, 1999 Sportster • **Honda** 1975 CB550 Ignition Lock, 1980 CB400 Ignition Lock, 1983 CB650 Ignition Lock, 1985 Aero Ignition Lock, 1995 Gold Wing Luggage, 1987 250X 4-Wheeler, 1990 NS50, 1992 Shadow, 1994 CB250, 1997 Shadow, 1998 CBR1100XX, 1999 CBR600F4, 1999 CBRX1100XX, 1999 Shadow, 2000 CBR600F4, LIPO 5-cut Ignition Lock, LIPO 8-cut Ignition Lock, • **Kawasaki** 7-cut Code Information, 1980 LTD250 Ignition Lock, 1983 GPZ Ignition Lock, 1986 ZX600R Gas Cap, 1986 ZX600R Ignition Lock, 1987 EX500 Ignition Lock, 1989 EX500, 1991 ZX-6, New Blank • **Suzuki** 1968 T500, 1981 GS550 Ignition Lock, 1986 GSXR750RG Gas Cap, SM-2 Ignition Lock, SM-4 Ignition Lock • **Triumph** 1970 Bonneville, 1973 Tiger, • **Yamaha** 1980 XS650, 1982 Seca 400, 1982 XV920 Ignition Lock, 1984 FJ600, 1986 FJ1200 Gas Cap, 1989 Riva Jog Ignition Lock, 1990 XT350, 1993 Seca II, 1996 Royal Star, Cruiser Ignition Lock • **Zadi** Q637 Ignition Lock, Q933 Ignition Lock

**Volume 3 covers...** Key information • Progression Charts • **BMW** 1999 R1100GS, Luggage using X59 • **Honda** 1975 CB500T Ignition Lock, 1980 CB750 Custom Ignition Lock, 1980 CM400T, 1983 CB450 Nighthawk Ignition Lock, 1985 Big Red, 1987 Elite 250, 1987 Elite 250, 1997 CBR600F3, 1999 Shadow ACE Deluxe, 2001 CBR1100XX, 2001 Gold Wing, 2001 XR100, 2002 VTX1800, Cruiser Ignition Lock • **Kawasaki** 1979+ Ignition Lock, 1982 KZ1000 Ignition Lock, 1986 ZL600 Ignition Lock, 1992 ZX6 Seat Lock, 1995 KLR250 Ignition Lock, 1998 ZX9R Ninja, 2000 Concours, 2001 250R Ninja, 2001 500R Ninja, 2001 KLR650, 2001 ZX12R Ninja, KM-5 Ignition Lock • **Moto Guzzi** 1979 V 50 II • **Suzuki** 1979 GS750 Ignition Lock, 1985 Ignition Lock, 1986 GSXR750, 1990 GSXR750, 1997 DR650, 1999 Savage, 2001 GSXR750, SM-5 Ignition Lock • **Yamaha** 1972 Enduro 100, 1977 Enduro 400, 1978 XS750 Triple, 1982 XZ550 Vision Ignition Lock, 1984 QT, 1989 V Max, 1992 TW200 Ignition Lock, 2002 BearTracker

**Volume 4 covers...** Master Index • Key information • Progression Charts • Corrections & Updates • **Aprilia** 2000 Pegaso, Luggage • **Ducati** 1991-2002 Ignition Lock, 1997 Monster, 2001+ Transponder Models, 2002 748 • **Givi** Luggage • **Harley-Davidson** 2002 Ultra Classic Electra Glide • **Honda** 1978 Trail 90, 1981 CB750 Gas Lock, 1984 V65 Sabre, 1986 VF1000R Interceptor, 1988 GT650 Hawk, 2001 VTR100F Super Hawk, 2002+ CBR954/1000 Key Blank, 2002 Metropolitan, 2002 Reflex, Honda 22222-00000 Codes, Honda H Codes, Honda T Codes, • **Kawasaki** 1973 Mach III Ignition Lock, 1980 KZ650, 1980 KZ1000-E2 Seat Lock, 1983 KZ750 LTD, 1995 GPZ1100, 2001 ZRX1200R, KM-2 Ignition Lock, KM-4 Ignition Lock • **Malaguti** 2002 Lock Set • **Moto Guzzi** 1973 V7 Sport • **Suzuki** 1999 King Quad, 2001 SV650S, 2002 GSXR600 • **Triumph** 2003 Bonneville T100 • **Yamaha** 1982 Virago, 1993 FZR600, 2002 FZ1, 2002 Vino

**Volume 5 covers...** Master Index • Key information • Progression Charts • Corrections & Updates • **BMW** 2000 FG650C, Cable Lock • **Buell** 2003 Firebolt XB9R • **Cagiva** 2000 Gran Canyon • **Honda** 1982 CX500, 1992 Nighthawk 750, 2003 CBR600RR, 2003 Shadow, 2004 Silver Wing, 2004 VTX1300, N, NA & NB Codes • **Indian** 2000 Chief • **Kawasaki** 1986 Bayou 185, 1999 Police 1000, 2001 Vulcan 1500 Classic, 2001 ZX6, Ignition Lock Using G8001-G9000 Codes, KM-8 Ignition Lock, Z5001-Z6000 Codes • **KTM** 2004 625 SXC • **MZ** 2004 125SM • **Suzuki** 1985 GV1200 Madura Ignition Lock, 2002 Intruder Volusia, 2003 Burgman Scooters, 2004 Marauder 1600 Ignition Lock, 2005 Boulevard M95 Ignition Lock • **SYM** Shark 125 Scooter Lock Set • **Triumph** 1966 TR6 Steering Lock, 1998 Thunderbird Sport • **Vespa** 1984-1991 PX150E Compartment Lock • **Yamaha** 1987 FZ600, 1989 Riva 200Z, 1991 Seca II, 2000 V Max, 2002 YZF R6, 2004 XT225, YM-8 Ignition Lock



Buy all 5 volumes in the online store! [TheNationalLocksmith.com](http://TheNationalLocksmith.com)

OID 6/05

- Any Single Volume . . . . . \$99.00 + \$8 s/h
- Any Two Volumes . . . . . \$149.00 + \$8 s/h
- Any Three Volumes . . . . . \$199.00 + \$8 s/h
- Any Four Volumes . . . . . \$249.00 + \$8 s/h
- All Five Volumes . . . . . \$299.00 + \$8 s/h

- I've enclosed a check or money order for \$\_\_\_\_\_
- OR charge my  VISA  MasterCard
- Discover  American Express

Credit Card # \_\_\_\_\_  
 Expiration Date \_\_\_\_\_  
 Signature \_\_\_\_\_  
 Your Name \_\_\_\_\_  
 Shop Name \_\_\_\_\_  
 Address (No P.O. Boxes) \_\_\_\_\_  
 City \_\_\_\_\_  
 State \_\_\_\_\_ Zip \_\_\_\_\_  
 Phone (\_\_\_\_) \_\_\_\_\_

**Choose the Volumes you are ordering...**  
 Vol. 1  Vol. 2  Vol. 3  Vol. 4  Vol. 5  
 Complete Set of All 5 Volumes

**Please choose a format:**  Book  CD-ROM

(U.S. add \$8 s/h per order. Foreign & Canada add \$20 s/h per order. Orders must be paid in U.S. funds)

Mail coupon & payment to: **The National Publishing Co.** • 97592 Eagle Way • Chicago, IL 60678-9750



# Master, Part 2 (Combination Lock)

## 900001-907353

905098	24-34-08	905162	01-19-05	905226	06-16-38	905290	00-26-04	905354	10-28-10	905418	17-35-05
905099	03-17-35	905163	22-36-06	905227	13-39-05	905291	37-15-05	905355	28-34-20	905419	34-24-34
905100	32-38-12	905164	16-06-16	905228	08-34-04	905292	36-22-12	905356	06-16-22	905420	28-02-12
905101	16-02-20	905165	07-29-15	905229	19-21-35	905293	32-34-16	905357	33-19-25	905421	03-29-35
905102	32-22-04	905166	18-24-38	905230	24-14-32	905294	17-23-05	905358	24-06-16	905422	12-18-36
905103	31-01-15	905167	24-34-00	905231	06-20-06	905295	10-16-30	905359	18-32-18	905423	20-26-08
905104	16-06-24	905168	28-18-24	905232	14-16-30	905296	23-09-15	905360	18-24-10	905424	18-20-10
905105	26-08-26	905169	32-38-28	905233	07-25-35	905297	12-34-12	905361	38-24-18	905425	12-02-28
905106	36-06-36	905170	09-19-05	905234	00-14-36	905298	23-13-35	905362	04-22-28	905426	16-22-12
905107	05-35-05	905171	08-18-28	905235	10-12-34	905299	09-11-25	905363	30-00-30	905427	32-22-12
905108	36-26-12	905172	11-25-35	905236	19-09-15	905300	38-24-14	905364	07-21-15	905428	35-37-15
905109	02-20-26	905173	12-22-04	905237	28-38-20	905301	30-32-02	905365	39-01-35	905429	33-07-25
905110	24-10-32	905174	21-31-05	905238	14-20-14	905302	05-07-25	905366	04-26-20	905430	24-02-28
905111	18-24-34	905175	04-34-28	905239	10-00-34	905303	04-26-16	905367	22-32-10	905431	30-04-26
905112	18-08-26	905176	32-14-00	905240	34-04-30	905304	04-30-12	905368	10-24-10	905432	26-12-30
905113	08-38-20	905177	20-02-20	905241	36-26-00	905305	34-16-26	905369	14-20-26	905433	12-34-08
905114	00-30-16	905178	08-18-00	905242	38-16-38	905306	16-26-20	905370	26-16-30	905434	26-04-34
905115	30-12-30	905179	34-12-30	905243	25-31-05	905307	16-38-28	905371	06-28-18	905435	14-24-06
905116	32-34-00	905180	22-08-38	905244	12-18-28	905308	26-28-06	905372	21-27-05	905436	31-21-35
905117	04-06-12	905181	18-32-14	905245	00-06-00	905309	22-28-06	905373	24-26-36	905437	25-35-25
905118	12-34-28	905182	20-06-24	905246	20-34-12	905310	10-20-10	905374	32-10-20	905438	01-31-05
905119	16-38-16	905183	29-31-25	905247	08-34-00	905311	18-00-34	905375	03-33-15	905439	02-04-14
905120	00-02-20	905184	14-36-18	905248	20-22-00	905312	00-26-00	905376	04-10-20	905440	14-36-26
905121	24-06-24	905185	22-04-38	905249	15-01-35	905313	34-00-06	905377	14-24-38	905441	04-22-32
905122	12-14-08	905186	28-02-16	905250	32-02-28	905314	26-16-02	905378	28-06-36	905442	12-26-20
905123	36-26-20	905187	38-28-10	905251	31-33-15	905315	22-24-34	905379	06-16-06	905443	31-21-15
905124	36-18-00	905188	22-12-38	905252	28-18-32	905316	12-26-12	905380	32-22-16	905444	24-38-12
905125	18-20-34	905189	16-38-12	905253	30-12-02	905317	00-30-00	905381	25-31-25	905445	22-32-38
905126	20-38-28	905190	20-22-28	905254	08-38-32	905318	10-24-34	905382	27-05-15	905446	38-08-38
905127	34-12-26	905191	28-06-32	905255	04-14-28	905319	04-18-04	905383	30-00-06	905447	39-29-35
905128	34-36-10	905192	10-36-10	905256	04-14-00	905320	24-34-20	905384	29-07-25	905448	32-06-12
905129	20-34-00	905193	14-36-10	905257	20-34-24	905321	10-36-22	905385	10-28-06	905449	12-38-28
905130	02-32-38	905194	08-38-24	905258	26-00-30	905322	08-14-08	905386	22-12-30	905450	22-32-06
905131	22-24-02	905195	28-30-24	905259	04-10-00	905323	26-16-38	905387	32-14-24	905451	16-26-12
905132	31-09-35	905196	25-39-05	905260	14-32-02	905324	04-26-04	905388	12-22-16	905452	10-16-10
905133	13-19-05	905197	01-31-25	905261	02-32-22	905325	06-24-14	905389	20-22-16	905453	24-06-00
905134	26-12-06	905198	19-25-35	905262	28-34-00	905326	35-09-15	905390	36-38-16	905454	06-28-38
905135	35-21-15	905199	16-30-04	905263	04-06-36	905327	28-14-00	905391	05-35-25	905455	25-15-25
905136	24-06-12	905200	12-14-00	905264	14-04-22	905328	22-09-35	905392	14-24-18	905456	18-00-30
905137	18-00-26	905201	30-16-02	905265	32-22-00	905329	16-02-24	905393	36-14-04	905457	18-08-38
905138	20-22-12	905202	04-30-16	905266	33-35-05	905330	38-28-34	905394	08-30-00	905458	34-20-38
905139	06-32-06	905203	08-30-16	905267	07-33-15	905331	24-30-24	905395	14-04-30	905459	36-10-04
905140	24-34-16	905204	08-26-32	905268	36-18-32	905332	23-01-35	905396	13-35-05	905460	32-14-08
905141	15-21-15	905205	26-00-06	905269	00-18-00	905333	28-18-08	905397	30-08-30	905461	16-30-20
905142	02-04-38	905206	02-08-02	905270	10-16-34	905334	30-04-10	905398	30-20-14	905462	10-28-14
905143	18-28-22	905207	39-25-35	905271	18-20-30	905335	22-24-18	905399	00-22-16	905463	04-06-00
905144	22-12-06	905208	38-20-30	905272	26-36-10	905336	08-22-04	905400	20-02-28	905464	34-24-10
905145	06-28-22	905209	22-04-22	905273	26-36-02	905337	14-04-18	905401	25-35-05	905465	04-30-08
905146	36-10-16	905210	22-08-02	905274	10-24-18	905338	22-00-22	905402	30-04-14	905466	22-36-22
905147	17-27-05	905211	16-34-16	905275	29-11-05	905339	20-30-24	905403	19-29-35	905467	38-04-10
905148	04-26-32	905212	18-24-30	905276	32-10-00	905340	14-04-10	905404	28-30-12	905468	10-20-14
905149	04-14-24	905213	38-12-06	905277	28-14-04	905341	08-14-20	905405	18-32-10	905469	14-31-10
905150	14-32-26	905214	20-26-00	905278	08-30-20	905342	26-16-34	905406	14-16-34	905470	39-21-35
905151	32-34-08	905215	28-10-28	905279	36-02-12	905343	20-02-24	905407	03-25-35	905471	10-12-30
905152	12-18-08	905216	26-32-02	905280	20-30-08	905344	22-04-18	905408	16-18-12	905472	02-12-06
905153	08-26-20	905217	14-04-14	905281	08-18-12	905345	22-00-06	905409	26-32-14	905473	34-20-14
905154	00-26-08	905218	12-02-08	905282	28-38-16	905346	37-07-25	905410	00-06-20	905474	10-00-14
905155	20-30-00	905219	00-18-08	905283	00-14-28	905347	37-19-05	905411	31-09-15	905475	38-04-22
905156	21-35-25	905220	20-02-32	905284	22-36-30	905348	30-08-14	905412	14-28-22	905476	13-03-25
905157	18-20-38	905221	03-13-35	905285	28-06-12	905349	02-16-02	905413	20-10-28	905477	26-36-06
905158	05-23-05	905222	04-10-04	905286	20-30-12	905350	08-34-12	905414	10-16-02	905478	34-04-22
905159	08-26-00	905223	01-15-05	905287	23-05-35	905351	18-04-38	905415	26-12-02	905479	04-26-36
905160	32-14-04	905224	38-16-22	905288	35-13-35	905352	22-00-18	905416	32-06-24	905480	00-30-12
905161	02-08-22	905225	30-08-18	905289	12-22-36	905353	00-14-24	905417	32-02-24	905481	16-02-08

# Celebrating 20 years in business...

## With many years of experience!

We are proudly celebrating 20 years as a national distributor of door hardware products used in the door hardware, security, locksmith and architectural hardware industries. A special thank you to all of our customers who have truly made our success over the past 20 years possible.

JLM would like to recognize employees who are celebrating special anniversaries this year. We would also like to thank all our employees for their dedication and hard work.



**Sharon Lause - Sales - 15 Years**

Sharon is a great gal who has helped many, many customers over the years. She is very dedicated to her job and knows her stuff. Sharon enjoys doing remodeling work in her new home that she shares with her dog, Banjo.



**Bekki Brodsky - Purchasing - 5 Years**

Bekki is a hard worker who is willing to go the extra mile for anyone. She makes sure that we have the highest demand items in stock. She also helps keep the guys in the warehouse in line! Bekki's son Josh occupies lots of her extra time.



**Dennis Lemon - Warehouse Mgr. - 15 Years**

Dennis makes sure the warehouse is running smoothly. In his free time he enjoys golf and family vacations to Alabama. He is married and has a daughter. Dennis recently got eyeglasses so now your orders should be sent to the correct address!



**Jennifer Guest - Graphic Design - 5 Years**

Jennifer is in charge of producing our binder, catalog and magazine ads. She also gets involved with the web site and updates prices. Jenn and her husband Bob have 2 daughters, Saleen (13) and Piper (3).



**Brian Dalglish - Sales - 10 Years**

Brian relocated from Michigan in 1999 to help start our North Carolina branch. He is now a custom to the warm climate to ever think about returning to Michigan. You may have seen him at some regional trade shows. Brian enjoys roller blading and golf.



**Mary Hester - Outside Sales Mgr. - 5 Years**

Mary is a real go-getter who is determined to succeed. She visits customers and does our trade shows. We put Mary out on the road because we were tired of listening to her sing in the office. Look for her to visit your company soon!



**Cheryl First - Sales - 10 Years**

Cheryl is a very knowledgeable sales girl who wastes no time in doing her job. We like to call her "The Answer Lady" because she seems to know everything. She is married, has a son and 3 dogs.



**Dennis Ingamells - CFO - 5 Years**

Dennis is responsible for all of JLM's financial matters. We all count on him every other Thursday, pay-day! He and his wife Tamara have 2 daughters, Spencer & Raegan. He enjoys spending time with his family, golfing and fishing.



**Cathy McQueen - Accounting - 10 Years**

Cathy is the "Office Queen" who enjoys making sure everyone has what they need and the billing is correct. Don't try to get anything past her, she'll catch you! She has 2 grown daughters and a teenage son.



**"Shake" Pepper - Outside Sales - 5 Years**

Originally from Kansas City, Shake handles our outside sales and works out of our North Carolina branch. He and his wife Tina have 3 children, 10 year old Luke and 5 year old twins Morgan & Nicholas. Shake enjoys golf, Nascar, and spending time with his family.

## Visit us at ALOA - Booth 500!

Circle 241 on Rapid Reply



Midwest  
800-522-2940



Security Door Hardware & Washroom Accessories

Online  
[www.jlmwholesale.com](http://www.jlmwholesale.com)



Southeast  
800-768-6050



# Master, Part 2 (Combination Lock)

## 900001-907353

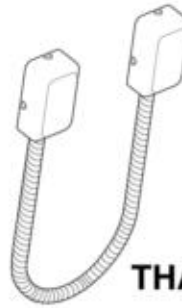
905482	10-00-10	905546	28-14-32	905610	01-07-25	905674	38-16-10	905738	22-28-02	905802	00-06-16
905483	06-28-02	905547	00-06-12	905611	19-05-35	905675	06-12-30	905739	32-02-08	905803	18-24-02
905484	38-04-38	905548	26-08-38	905612	06-08-14	905676	34-16-02	905740	32-18-12	905804	00-22-04
905485	02-08-34	905549	10-32-14	905613	16-18-36	905677	14-16-26	905741	02-04-18	905805	10-24-02
905486	24-38-16	905550	24-06-36	905614	38-16-26	905678	02-24-34	905742	15-05-35	905806	11-33-15
905487	32-10-28	905551	20-30-16	905615	32-06-16	905679	06-24-02	905743	26-08-30	905807	23-33-15
905488	08-34-08	905552	06-08-18	905616	32-18-08	905680	26-32-10	905744	14-16-10	905808	04-34-24
905489	36-38-28	905553	00-22-12	905617	02-24-38	905681	18-24-06	905745	32-38-24	905809	15-01-15
905490	30-36-06	905554	06-16-30	905618	14-00-14	905682	08-38-12	905746	08-38-16	905810	15-17-35
905491	38-20-38	905555	21-31-25	905619	36-10-24	905683	09-35-05	905747	08-22-36	905811	06-32-02
905492	00-26-20	905556	14-20-10	905620	18-04-30	905684	12-14-28	905748	06-32-26	905812	08-10-28
905493	24-34-28	905557	24-38-24	905621	10-24-30	905685	00-10-32	905749	28-02-20	905813	30-20-02
905494	30-32-10	905558	20-26-12	905622	34-36-06	905686	02-12-30	905750	28-38-24	905814	06-20-10
905495	00-10-28	905559	06-08-02	905623	24-30-00	905687	02-20-06	905751	27-33-15	905815	16-30-24
905496	16-18-24	905560	28-18-00	905624	00-02-32	905688	08-10-04	905752	02-16-30	905816	10-00-26
905497	26-28-34	905561	33-19-05	905625	06-20-38	905689	23-25-15	905753	24-10-28	905817	28-34-16
905498	18-08-02	905562	00-22-36	905626	22-24-14	905690	34-22-08	905754	14-28-18	905818	36-02-32
905499	06-20-30	905563	36-06-32	905627	12-26-08	905691	18-08-34	905755	28-34-04	905819	34-24-02
905500	08-26-12	905564	06-32-38	905628	10-16-26	905692	34-12-34	905756	36-38-32	905820	38-04-30
905501	12-18-24	905565	38-00-06	905629	22-08-34	905693	34-24-30	905757	19-33-15	905821	24-14-28
905502	03-05-35	905566	10-00-22	905630	38-20-10	905694	16-26-32	905758	33-39-05	905822	32-34-12
905503	28-10-16	905567	28-30-20	905631	00-30-24	905695	14-32-18	905759	38-08-14	905823	24-10-24
905504	14-32-06	905568	10-12-02	905632	35-01-35	905696	24-30-12	905760	00-02-28	905824	26-04-10
905505	02-28-22	905569	34-20-06	905633	15-33-15	905697	16-30-16	905761	11-29-35	905825	24-34-24
905506	22-32-18	905570	30-16-34	905634	34-08-30	905698	34-04-38	905762	14-00-22	905826	38-28-02
905507	02-08-14	905571	17-31-05	905635	24-38-28	905699	36-26-04	905763	22-00-34	905827	20-26-36
905508	16-02-16	905572	14-32-22	905636	38-28-38	905700	08-34-28	905764	32-18-36	905828	36-06-16
905509	36-02-36	905573	38-24-30	905637	27-01-35	905701	06-24-34	905765	24-06-20	905829	06-08-38
905510	08-30-36	905574	30-04-30	905638	32-18-28	905702	17-07-25	905766	02-08-18	905830	04-14-32
905511	10-20-26	905575	29-15-25	905639	18-20-26	905703	22-36-10	905767	18-28-02	905831	34-00-18
905512	29-31-05	905576	12-02-32	905640	36-26-36	905704	33-23-05	905768	03-21-35	905832	34-16-30
905513	12-02-20	905577	02-12-34	905641	32-38-32	905705	22-32-02	905769	34-20-26	905833	18-08-14
905514	22-04-34	905578	28-38-32	905642	26-36-22	905706	31-05-15	905770	24-02-20	905834	30-36-10
905515	11-21-15	905579	09-31-05	905643	22-08-22	905707	07-17-35	905771	16-22-36	905835	32-38-04
905516	18-28-10	905580	22-12-26	905644	12-22-12	905708	16-22-04	905772	06-24-06	905836	20-02-16
905517	36-18-12	905581	02-16-10	905645	33-03-25	905709	34-20-34	905773	28-02-28	905837	19-37-15
905518	30-16-22	905582	22-24-30	905646	06-12-34	905710	30-32-26	905774	07-37-15	905838	32-06-20
905519	36-38-20	905583	34-24-14	905647	18-00-18	905711	20-06-12	905775	30-16-06	905839	22-32-14
905520	24-14-08	905584	34-08-14	905648	12-18-12	905712	12-02-16	905776	16-02-32	905840	28-06-00
905521	35-05-15	905585	22-08-30	905649	23-25-35	905713	32-18-04	905777	24-14-00	905841	02-24-14
905522	34-16-10	905586	12-38-32	905650	00-14-00	905714	16-34-12	905778	18-32-06	905842	02-28-18
905523	06-16-10	905587	34-16-22	905651	20-26-20	905715	00-06-24	905779	34-12-18	905843	22-04-30
905524	10-24-14	905588	24-14-20	905652	11-25-15	905716	02-32-06	905780	04-14-08	905844	05-31-25
905525	00-06-36	905589	00-30-04	905653	26-04-22	905717	28-38-08	905781	18-00-06	905845	09-15-25
905526	38-08-22	905590	25-07-25	905654	07-25-15	905718	21-07-25	905782	19-01-35	905846	04-26-00
905527	33-35-25	905591	18-00-10	905655	28-06-24	905719	36-26-08	905783	13-15-05	905847	10-28-18
905528	30-16-26	905592	28-30-16	905656	18-04-26	905720	30-16-38	905784	34-08-38	905848	28-18-04
905529	01-03-25	905593	30-12-34	905657	00-02-12	905721	02-32-26	905785	14-36-30	905849	20-38-08
905530	20-26-04	905594	06-24-30	905658	37-19-25	905722	17-19-25	905786	17-31-25	905850	19-05-15
905531	01-27-05	905595	00-26-32	905659	38-12-38	905723	02-28-34	905787	26-04-18	905851	28-02-32
905532	28-10-20	905596	08-38-28	905660	26-32-38	905724	32-14-20	905788	36-38-08	905852	02-12-02
905533	00-02-08	905597	28-18-12	905661	24-02-08	905725	00-18-28	905789	04-34-08	905853	00-22-28
905534	20-38-16	905598	30-04-18	905662	22-36-14	905726	07-09-15	905790	06-16-02	905854	32-06-00
905535	17-03-25	905599	24-30-08	905663	10-32-02	905727	34-00-30	905791	21-39-25	905855	14-36-02
905536	30-20-34	905600	20-30-20	905664	24-06-32	905728	04-06-16	905792	16-06-12	905856	02-16-22
905537	32-02-16	905601	10-12-38	905665	26-00-14	905729	34-16-38	905793	08-18-32	905857	24-10-36
905538	06-24-10	905602	35-01-15	905666	32-10-32	905730	30-00-10	905794	10-24-06	905858	00-02-36
905539	04-18-28	905603	39-01-15	905667	18-24-18	905731	00-22-00	905795	08-14-28	905859	32-06-28
905540	00-18-24	905604	24-26-16	905668	32-06-36	905732	12-14-36	905796	30-12-06	905860	07-29-35
905541	18-36-22	905605	08-26-04	905669	08-10-16	905733	20-02-08	905797	36-22-36	905861	06-28-14
905542	26-16-14	905606	30-20-30	905670	04-18-12	905734	24-10-20	905798	18-28-14	905862	16-02-36
905543	24-26-20	905607	02-12-26	905671	28-34-08	905735	04-06-32	905799	12-30-08	905863	01-11-05
905544	26-08-22	905608	30-32-18	905672	30-16-10	905736	27-09-35	905800	01-11-25	905864	24-38-08
905545	16-34-24	905609	10-20-02	905673	18-08-18	905737	14-24-34	905801	12-30-16	905865	10-28-38

# Master, Part 2 (Combination Lock) 90001-907353

905866	34-12-22	905930	18-08-30	905994	32-14-36
905867	10-28-22	905931	02-20-10	905995	13-39-25
905868	20-30-36	905932	23-37-15	905996	10-00-30
905869	34-00-26	905933	14-04-38	905997	00-18-04
905870	38-08-18	905934	04-10-16	905998	36-18-24
905871	30-04-22	905935	00-10-16	905999	14-16-38
905872	27-05-35	905936	24-14-36	906000	09-39-25
905873	08-18-08	905937	28-10-24	906001	32-34-28
905874	30-36-26	905938	14-04-26	906002	05-15-05
905875	15-21-35	905939	33-11-25	906003	31-05-35
905876	30-08-34	905940	16-30-08	906004	28-14-28
905877	15-29-35	905941	06-20-14	906005	28-18-36
905878	02-12-22	905942	20-06-16	906006	32-06-32
905879	22-24-10	905943	02-20-34	906007	05-19-05
905880	26-00-34	905944	26-12-18	906008	14-00-26
905881	34-24-06	905945	20-34-16	906009	12-34-00
905882	10-32-06	905946	07-09-35	906010	21-03-25
905883	19-01-15	905947	32-02-32	906011	16-38-08
905884	14-24-02	905948	14-16-02	906012	29-39-25
905885	16-34-00	905949	16-22-32	906013	24-26-08
905886	32-10-04	905950	32-14-32	906014	29-11-25
905887	06-16-26	905951	10-32-22	906015	09-19-25
905888	28-14-36	905952	18-20-14	906016	29-15-05
905889	36-18-36	905953	20-10-16	906017	00-22-32
905890	02-28-10	905954	10-36-18	906018	38-12-18
905891	34-08-26	905955	27-29-15	906019	26-32-22
905892	26-04-14	905956	24-38-32	906020	26-36-30
905893	38-24-02	905957	37-39-25	906021	04-30-36
905894	38-16-06	905958	22-32-26	906022	31-13-35
905895	16-18-28	905959	26-08-14	906023	20-38-04
905896	38-26-10	905960	25-39-25	906024	18-04-10
905897	14-00-10	905961	32-34-20	906025	13-15-25
905898	34-04-10	905962	38-12-22	906026	08-22-00
905899	08-30-24	905963	30-12-22	906027	34-36-14
905900	04-30-20	905964	04-22-16	906028	16-38-24
905901	06-28-34	905965	02-32-10	906029	02-04-22
905902	12-30-00	905966	14-20-34	906030	04-14-04
905903	30-32-38	905967	04-18-00	906031	18-36-30
905904	38-00-14	905968	04-10-36	906032	15-25-35
905905	10-32-10	905969	26-32-18	906033	08-38-04
905906	13-27-05	905970	28-14-24	906034	22-12-34
905907	26-32-26	905971	39-25-15	906035	18-08-22
905908	12-38-04	905972	18-32-38	906036	06-24-38
905909	29-35-25	905973	38-00-26	906037	34-04-14
905910	04-22-36	905974	29-39-05	906038	06-12-06
905911	12-02-36	905975	38-04-18	906039	05-11-25
905912	02-32-02	905976	28-34-24	906040	22-04-14
905913	02-24-10	905977	08-22-08	906041	30-08-22
905914	36-22-04	905978	06-20-34	906042	13-31-25
905915	36-10-20	905979	39-17-35	906043	14-24-10
905916	34-12-02	905980	02-04-10	906044	16-26-36
905917	02-16-06	905981	12-30-20	906045	12-26-36
905918	18-28-06	905982	38-20-34	906046	19-21-15
905919	16-22-16	905983	36-06-28	906047	11-37-15
905920	35-25-15	905984	04-30-04	906048	14-36-22
905921	21-23-05	905985	38-08-30	906049	02-28-02
905922	20-32-20	905986	02-08-30	906050	24-10-00
905923	24-30-16	905987	33-11-05	906051	20-22-32
905924	34-16-34	905988	37-11-25	906052	39-09-35
905925	02-12-38	905989	39-13-35	906053	32-02-36
905926	16-18-00	905990	27-17-35	906054	16-18-32
905927	14-00-18	905991	28-02-24	906055	34-01-34
905928	38-12-02	905992	22-08-18	906056	37-11-05
905929	35-17-35	905993	26-04-26	906057	30-32-22

# KEDEX

## Armored Door Loops



More sizes: 1/4" & 3/8".

More lengths: 18, 24",  
30", 45" & 60".

More colors: Aluminum,  
Duro, Gold, Black & White.

**THAN ANY OTHER BRAND!**

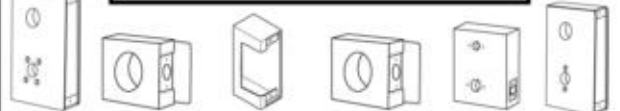
Now Available: Keedex K-DS  
All Stainless Steel Door Loop.



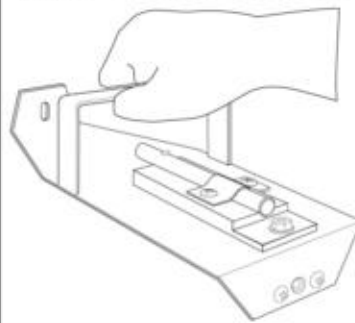
# KEDEX

## Weldable Gate Boxes

With more than 100 different models available, Keedex has a solution for your gate lock installation. Keedex Weldable Gate Boxes are available for cylindrical locks, deadbolts, mortise locks, push-button locks, lever locks, hotel locks, electric strikes and more.



## The Door Laser



The Affordable  
& Effective Tool  
For Core Drilling  
Doors.

Laser Sight For  
Accurate Drilling.  
1/4" Bit For Pilot  
Hole Included.

Available From  
Your Distributor.

# KEDEX

Call or write today  
for your free catalog!

Keedex, Inc.  
12931 Shackelford Lane  
Garden Grove, CA 92841  
714-636-5657  
Fax: 714-636-5680  
e-mail: info@keedex.com  
www.keedex.com



# Master, Part 2 (Combination Lock) 900001-907353

906058	38-00-10	906087	00-18-32	906116	24-30-20	906145	35-17-35	906209	32-38-20	906273	24-14-24
906059	04-18-24	906088	32-02-11	906117	36-18-04	906146	18-08-30	906210	30-36-30	906274	20-38-32
906060	02-20-02	906089	30-20-06	906118	39-05-15	906147	02-20-10	906211	34-16-06	906275	12-26-04
906061	06-32-22	906090	25-11-05	906119	02-20-14	906148	23-37-15	906212	21-39-05	906276	12-30-04
906062	18-04-14	906091	04-06-28	906120	12-30-36	906149	14-04-38	906213	38-20-14	906277	20-34-04
906063	10-20-38	906092	08-34-16	906121	12-22-28	906150	04-10-16	906214	18-20-02	906278	32-18-00
906064	23-29-15	906093	10-12-06	906122	12-02-24	906151	00-10-16	906215	37-39-05	906279	02-04-34
906065	04-14-36	906094	16-26-08	906123	20-26-32	906152	24-14-36	906216	36-26-16	906280	26-00-18
906066	34-08-34	906095	33-15-25	906124	00-30-36	906153	28-10-24	906217	13-15-25	906281	26-16-22
906067	32-18-24	906096	36-10-00	906125	22-28-18	906154	14-04-26	906218	08-22-00	906282	22-12-02
906068	28-02-08	906097	02-20-30	906126	13-23-05	906155	33-11-25	906219	34-36-14	906283	11-01-15
906069	14-28-38	906098	16-26-16	906127	04-22-04	906156	16-30-08	906220	16-38-24	906284	32-38-16
906070	36-06-20	906099	17-39-25	906128	22-04-26	906157	06-20-14	906221	02-04-22	906285	10-32-18
906071	26-08-02	906100	16-26-00	906129	37-27-05	906158	20-06-16	906222	04-14-04	906286	34-36-02
906072	38-04-26	906101	31-01-35	906130	20-34-28	906159	02-20-34	906223	18-36-30	906287	25-11-25
906073	30-36-14	906102	28-34-28	906131	27-37-15	906160	26-12-18	906224	15-25-35	906288	30-00-14
906074	24-34-12	906103	31-17-35	906132	28-10-04	906161	20-34-16	906225	08-38-04	906289	14-24-38
906075	25-27-05	906104	00-06-28	906133	20-10-36	906162	07-09-35	906226	22-12-34	906290	28-06-36
906076	08-10-32	906105	10-16-38	906134	12-14-32	906163	32-02-32	906227	18-08-22	906291	06-16-06
906077	30-00-26	906106	02-32-18	906135	02-08-26	906164	14-16-02	906228	16-24-38	906292	32-22-16
906078	06-16-34	906107	24-02-32	906136	00-10-36	906165	16-22-32	906229	34-04-14	906293	25-31-25
906079	02-16-34	906108	28-14-08	906137	26-36-26	906166	32-14-32	906230	06-12-06	906294	27-05-15
906080	24-14-04	906109	20-38-20	906138	04-34-16	906167	10-32-22	906231	05-11-25	906295	30-00-06
906081	22-00-14	906110	36-02-28	906139	24-06-28	906168	18-20-14	906232	22-04-14	906296	29-07-25
906082	16-18-08	906111	26-00-26	906140	12-34-24	906169	12-38-28	906233	30-08-22	906297	10-28-06
906083	08-30-12	906112	38-04-34	906141	20-22-04	906170	22-32-06	906234	13-31-25	906298	22-12-30
906084	08-10-00	906113	12-34-20	906142	00-06-32	906171	16-26-12	906235	14-24-10	906299	32-14-24
906085	34-08-02	906114	04-34-04	906143	11-19-25	906172	10-16-10	906236	16-26-36	906300	12-22-16
906086	08-26-36	906115	20-10-24	906144	34-04-18	906173	24-06-00	906237	12-26-36	906301	20-22-16

**YOU ASKED FOR IT.**



**YOU GOT IT.**

**Mortise Lock With  
CLUTCHING MECHANISM**

Designed to withstand extreme abuse, TownSteel's Grade 1 mortise lock with **Clutching Mechanism** is the most sophisticated lockset in the market. This is one lock you have been waiting for.

**Available In:**

- Sectional or Escutcheon Trims
- 6 Different Levers To Choose From.
- 6 Attractive BHMA Finishes.

**Ideally Suited For:**

- Hospitals
- Schools / Universities
- Factories / Offices
- Commercial Buildings
- Finer Residences

• UL Listed 3-Hour Fire Rating  
• ANSI Grade 1  
• 5-Year Manufacturer's Warranty


Please visit us at **ALOA EXPO Booth # 1510**

**TownSteel** INC. 1611 W. San Bernardino Road #A, Covina, CA 91722  
www.townsteel.com sales@townsteel.com Tel: 626-858-5280 Fax: 626-858-3393  
877-858-0888

906145	35-17-35	906209	32-38-20	906273	24-14-24
906146	18-08-30	906210	30-36-30	906274	20-38-32
906147	02-20-10	906211	34-16-06	906275	12-26-04
906148	23-37-15	906212	21-39-05	906276	12-30-04
906149	14-04-38	906213	38-20-14	906277	20-34-04
906150	04-10-16	906214	18-20-02	906278	32-18-00
906151	00-10-16	906215	37-39-05	906279	02-04-34
906152	24-14-36	906216	36-26-16	906280	26-00-18
906153	28-10-24	906217	13-15-25	906281	26-16-22
906154	14-04-26	906218	08-22-00	906282	22-12-02
906155	33-11-25	906219	34-36-14	906283	11-01-15
906156	16-30-08	906220	16-38-24	906284	32-38-16
906157	06-20-14	906221	02-04-22	906285	10-32-18
906158	20-06-16	906222	04-14-04	906286	34-36-02
906159	02-20-34	906223	18-36-30	906287	25-11-25
906160	26-12-18	906224	15-25-35	906288	30-00-14
906161	20-34-16	906225	08-38-04	906289	14-24-38
906162	07-09-35	906226	22-12-34	906290	28-06-36
906163	32-02-32	906227	18-08-22	906291	06-16-06
906164	14-16-02	906228	16-24-38	906292	32-22-16
906165	16-22-32	906229	34-04-14	906293	25-31-25
906166	32-14-32	906230	06-12-06	906294	27-05-15
906167	10-32-22	906231	05-11-25	906295	30-00-06
906168	18-20-14	906232	22-04-14	906296	29-07-25
906169	12-38-28	906233	30-08-22	906297	10-28-06
906170	22-32-06	906234	13-31-25	906298	22-12-30
906171	16-26-12	906235	14-24-10	906299	32-14-24
906172	10-16-10	906236	16-26-36	906300	12-22-16
906173	24-06-00	906237	12-26-36	906301	20-22-16
906174	06-28-38	906238	19-21-15	906302	36-38-16
906175	25-15-25	906239	11-37-15	906303	05-35-25
906176	18-00-30	906240	14-36-22	906304	14-24-18
906177	18-08-38	906241	11-29-35	906305	36-14-04
906178	34-20-38	906242	14-00-22	906306	08-30-00
906179	36-10-04	906243	22-00-34	906307	14-04-30
906180	32-14-08	906244	32-18-36	906308	13-35-05
906181	16-30-20	906245	24-06-20	906309	30-08-30
906182	10-28-14	906246	02-08-18	906310	30-20-14
906183	04-06-00	906247	18-28-02	906311	00-22-16
906184	34-24-10	906248	03-21-35	906312	20-02-28
906185	04-30-08	906249	34-20-26	906313	18-08-14
906186	22-36-22	906250	24-02-20	906314	30-36-10
906187	38-04-10	906251	16-22-36	906315	32-38-04
906188	10-20-14	906252	06-24-06	906316	20-02-16
906189	14-32-10	906253	28-02-28	906317	19-37-15
906190	39-21-35	906254	07-37-15	906318	32-06-20
906191	10-12-30	906255	30-16-06	906319	22-32-14
906192	02-12-06	906256	16-02-32	906320	28-06-00
906193	20-10-32	906257	24-14-00	906321	02-24-14
906194	20-34-08	906258	18-32-06	906322	02-28-18
906195	16-34-28	906259	34-12-18	906323	22-04-30
906196	02-28-38	906260	04-14-08	906324	05-31-25
906197	10-20-34	906261	18-00-06	906325	09-15-25
906198	38-16-30	906262	19-01-35	906326	04-26-00
906199	22-28-14	906263	13-15-05	906327	10-28-18
906200	06-32-10	906264	34-08-38	906328	28-18-04
906201	18-04-18	906265	02-08-38	906329	20-38-08
906202	36-22-16	906266	14-28-02	906330	19-05-15
906203	24-26-32	906267	14-32-38	906331	28-02-32
906204	27-09-15	906268	05-27-05	906332	02-12-02
906205	31-37-15	906269	38-08-34	906333	00-22-28
906206	39-09-15	906270	04-18-08	906334	32-06-00
906207	09-11-05	906271	08-14-24	906335	14-36-02
906208	10-36-06	906272	04-22-12	906336	02-16-22

# Master, Part 2 (Combination Lock) 900001-907353

906337	07-25-35	906366	16-26-32	906395	16-38-08	906424	04-22-00	906453	26-00-06	906482	32-22-08
906338	00-14-36	906367	14-32-18	906396	29-39-25	906425	37-23-05	906454	02-08-02	906483	38-04-14
906339	10-12-34	906368	24-30-12	906397	24-26-08	906426	34-24-18	906455	39-25-35	906484	04-10-32
906340	19-09-15	906369	16-30-16	906398	29-11-25	906427	12-14-04	906456	38-20-30	906485	28-10-36
906341	28-38-20	906370	34-04-38	906399	09-19-25	906428	38-00-34	906457	20-34-24	906486	34-04-26
906342	14-20-14	906371	36-26-04	906400	29-15-05	906429	16-06-28	906458	26-00-30	906487	28-30-36
906343	10-00-34	906372	08-34-28	906401	00-22-32	906430	36-02-20	906459	04-10-00	906488	22-24-38
906344	34-04-30	906373	06-24-34	906402	38-12-18	906431	22-28-10	906460	14-32-02	906489	37-03-25
906345	36-26-00	906374	17-07-25	906403	26-32-22	906432	04-26-12	906461	02-32-22	906490	08-26-16
906346	38-16-38	906375	22-36-10	906404	26-36-30	906433	22-04-38	906462	28-34-00	906491	18-00-22
906347	25-31-05	906376	33-23-05	906405	04-30-36	906434	28-02-16	906463	04-06-36	906492	36-22-00
906348	12-18-28	906377	22-32-02	906406	31-13-35	906435	38-28-10	906464	14-04-22	906493	26-08-18
906349	00-06-00	906378	31-05-15	906407	20-38-04	906436	22-12-38	906465	32-22-00	906494	12-22-32
906350	20-34-12	906379	07-17-35	906408	18-04-10	906437	16-38-12	906466	33-35-05	906495	20-30-04
906351	08-34-00	906380	16-22-04	906409	20-38-24	906438	20-22-28	906467	07-33-15	906496	14-20-30
906352	20-22-00	906381	34-20-34	906410	02-04-30	906439	28-06-32	906468	36-18-32	906497	08-18-24
906353	15-01-35	906382	30-32-26	906411	10-12-18	906440	10-36-10	906469	00-18-00	906498	00-26-16
906354	32-02-28	906383	20-06-12	906412	20-38-12	906441	14-36-10	906470	10-16-34	906499	34-36-26
906355	31-33-15	906384	12-02-16	906413	38-24-34	906442	08-38-24	906471	18-20-30	906500	28-38-04
906356	28-18-32	906385	32-34-28	906414	08-14-36	906443	28-30-24	906472	26-36-10	906501	26-04-38
906357	30-12-02	906386	05-15-05	906415	00-30-08	906444	25-39-05	906473	26-36-02	906502	30-08-26
906358	08-38-32	906387	31-05-35	906416	38-00-22	906445	01-31-25	906474	10-24-18	906503	00-10-04
906359	04-14-28	906388	28-14-28	906417	39-05-35	906446	19-25-35	906475	29-11-05	906504	30-36-18
906360	04-14-00	906389	28-18-36	906418	16-06-00	906447	16-30-04	906476	32-10-00	906505	24-30-36
906361	23-25-15	906390	32-06-32	906419	10-28-02	906448	12-14-00	906477	28-14-04	906506	06-12-22
906362	36-22-08	906391	05-19-05	906420	04-18-36	906449	30-16-02	906478	08-30-20	906507	14-28-14
906363	18-08-34	906392	14-00-26	906421	12-22-00	906450	04-30-16	906479	36-02-12	906508	38-08-02
906364	34-12-34	906393	12-34-00	906422	20-22-08	906451	08-30-16	906480	20-30-08	906509	30-20-10
906365	34-24-30	906394	21-03-25	906423	17-19-05	906452	08-26-32	906481	06-36-30	906510	26-04-30



## LOCKS, SAFES, AND SECURITY

is ALSO AVAILABLE on CD.

### LSS+ VERSION 5.0 ELECTRONIC INFOBASE

A complete reference for police,  
locksmith, and security.

#### LSS+ Contains:

- Advanced search engine
- 5000+ new images
- Four Books included
- 30+ hours audio/video
- New and updated data in Version 5.0
- 6 Volumes (Locksmith)
- 14 Volumes (Government)
- Three Security Levels

[www.security.org](http://www.security.org)

Circle 240 on Rapid Reply

# TekTone

...clearly the best.  
800-327-8466  
[www.tektone.net](http://www.tektone.net)

## DEPENDABLE

Area of Rescue Assistance



Tek-SAFE™ area of rescue assistance system provides two-way communication between protected stairwells and the building lobby. During an emergency, those who cannot reach safety by themselves can use Tek-SAFE™ to summon assistance.

Call 800-327-8466 or visit [www.tektone.net/tnl3.htm](http://www.tektone.net/tnl3.htm)

TekTone Sound & Signal Mfg., Inc.  
277 Industrial Park Road • Franklin, NC 28734

Circle 276 on Rapid Reply

July 2005 • 147



# Master, Part 2 (Combination Lock)

## 900001-907353

906511	06-32-18	906575	02-20-14	906639	02-08-26	906703	31-17-35	906767	03-33-15	906831	26-16-06
906512	32-10-36	906576	12-30-36	906640	00-10-36	906704	00-06-28	906768	04-10-20	906832	00-22-08
906513	04-34-20	906577	24-30-04	906641	26-36-26	906705	10-16-38	906769	34-24-06	906833	39-21-15
906514	35-09-35	906578	08-22-16	906642	04-34-16	906706	02-32-18	906770	10-32-06	906834	30-36-02
906515	20-02-36	906579	06-28-06	906643	24-06-28	906707	24-02-32	906771	19-01-15	906835	24-26-04
906516	16-26-04	906580	18-28-34	906644	12-34-24	906708	28-14-08	906772	14-24-02	906836	03-29-15
906517	28-14-20	906581	34-12-38	906645	20-22-04	906709	20-38-20	906773	16-34-00	906837	38-20-26
906518	00-02-24	906582	02-24-18	906646	00-06-32	906710	36-02-28	906774	32-10-04	906838	12-14-24
906519	36-14-00	906583	34-20-02	906647	13-19-25	906711	26-00-26	906775	06-16-26	906839	10-00-06
906520	08-14-00	906584	02-16-38	906648	34-04-18	906712	38-04-34	906776	28-14-36	906840	26-12-26
906521	36-06-00	906585	12-38-12	906649	26-28-34	906713	12-34-20	906777	36-18-36	906841	08-22-08
906522	38-28-14	906586	24-02-16	906650	18-08-02	906714	04-34-04	906778	02-28-10	906842	06-20-34
906523	10-32-26	906587	36-10-32	906651	06-20-30	906715	20-10-24	906779	34-08-26	906843	39-17-35
906524	24-02-24	906588	20-10-20	906652	08-26-12	906716	24-30-20	906780	26-04-14	906844	02-04-10
906525	06-12-02	906589	32-14-28	906653	12-18-24	906717	36-18-04	906781	38-24-02	906845	12-30-20
906526	14-16-06	906590	16-02-28	906654	03-05-35	906718	39-05-15	906782	38-16-06	906846	38-20-34
906527	30-12-26	906591	22-28-38	906655	28-10-16	906719	02-20-14	906783	16-18-28	906847	36-06-28
906528	26-32-06	906592	26-28-02	906656	14-32-06	906720	12-30-36	906784	38-24-10	906848	04-30-04
906529	00-26-36	906593	06-12-26	906657	02-28-22	906721	18-00-26	906785	14-00-10	906849	38-08-30
906530	16-34-08	906594	04-30-00	906658	22-32-18	906722	20-22-12	906786	34-04-10	906850	02-08-30
906531	32-34-24	906595	28-10-00	906659	02-08-14	906723	06-32-06	906787	08-30-24	906851	33-11-05
906532	12-26-00	906596	06-36-14	906660	16-02-16	906724	24-34-16	906788	04-30-20	906852	37-11-25
906533	16-38-32	906597	34-20-30	906661	36-02-36	906725	15-21-15	906789	06-28-34	906853	39-13-35
906534	30-36-22	906598	10-16-06	906662	08-30-36	906726	02-04-38	906790	12-30-00	906854	27-17-35
906535	20-06-00	906599	22-00-10	906663	10-20-26	906727	18-28-22	906791	30-32-38	906855	28-02-24
906536	26-00-10	906600	16-38-04	906664	29-31-05	906728	22-12-06	906792	38-00-14	906856	22-08-18
906537	08-30-08	906601	02-08-22	906665	12-02-20	906729	06-28-22	906793	30-36-14	906857	26-04-26
906538	39-29-15	906602	01-19-05	906666	22-04-34	906730	36-10-16	906794	24-34-12	906858	32-14-36
906539	06-36-06	906603	22-36-06	906667	11-21-15	906731	17-27-05	906795	25-27-05	906859	13-39-25
906540	16-18-04	906604	16-06-16	906668	18-28-10	906732	04-26-32	906796	08-10-32	906860	10-00-30
906541	12-18-32	906605	07-29-15	906669	36-18-12	906733	04-14-24	906797	30-00-26	906861	00-18-04
906542	14-20-02	906606	18-24-38	906670	30-16-22	906734	14-32-26	906798	06-16-35	906862	36-18-24
906543	38-24-06	906607	24-34-00	906671	36-38-20	906735	32-34-08	906799	02-16-35	906863	14-16-38
906544	34-36-18	906608	28-18-24	906672	24-14-08	906736	12-18-08	906800	24-14-04	906864	09-39-25
906545	22-28-34	906609	32-38-28	906673	35-05-15	906737	08-26-20	906801	22-00-14	906865	08-18-12
906546	10-32-38	906610	09-19-05	906674	34-16-10	906738	00-26-08	906802	16-18-08	906866	28-38-16
906547	22-36-26	906611	08-18-28	906675	06-16-10	906739	20-30-00	906803	08-30-12	906867	00-15-28
906548	30-20-38	906612	11-25-35	906676	10-24-14	906740	21-35-25	906804	08-10-00	906868	22-36-30
906549	06-28-10	906613	12-22-04	906677	00-06-36	906741	18-20-38	906805	34-08-02	906869	28-06-12
906550	30-32-14	906614	21-31-05	906678	38-08-22	906742	05-23-05	906806	08-26-36	906870	20-30-12
906551	14-32-14	906615	04-34-28	906679	33-35-25	906743	08-26-00	906807	00-18-32	906871	23-05-35
906552	08-34-20	906616	32-14-00	906680	30-16-26	906744	32-14-04	906808	32-02-12	906872	35-13-35
906553	02-20-30	906617	20-02-20	906681	01-03-25	906745	00-14-24	906809	30-20-06	906873	12-22-36
906554	16-26-16	906618	08-18-00	906682	20-26-04	906746	10-28-10	906810	25-11-05	906874	00-26-04
906555	17-39-25	906619	34-12-30	906683	01-27-05	906747	28-34-20	906811	06-06-28	906875	37-15-05
906556	16-26-00	906620	22-08-38	906684	28-10-20	906748	06-16-22	906812	08-34-16	906876	36-22-12
906557	31-01-35	906621	18-32-14	906685	00-02-08	906749	33-19-25	906813	10-12-06	906877	32-34-16
906558	28-34-28	906622	20-06-24	906686	20-38-16	906750	24-06-16	906814	16-26-08	906878	17-23-05
906559	31-17-35	906623	29-31-25	906687	17-03-25	906751	18-32-18	906815	33-15-25	906879	10-16-30
906560	00-06-28	906624	14-36-18	906688	30-20-34	906752	18-24-10	906816	36-10-00	906880	23-09-15
906561	10-16-38	906625	12-22-28	906689	32-02-16	906753	38-24-18	906817	22-28-22	906881	12-34-12
906562	02-32-18	906626	12-02-24	906690	06-24-10	906754	04-22-28	906818	06-36-10	906882	23-13-35
906563	24-02-32	906627	20-26-32	906691	04-18-28	906755	30-00-30	906819	23-09-35	906883	09-11-25
906564	28-14-08	906628	00-30-36	906692	00-18-24	906756	07-21-15	906820	36-10-28	906884	38-24-14
906565	20-38-20	906629	22-28-18	906693	18-36-22	906757	39-01-35	906821	34-00-10	906885	30-32-02
906566	36-02-28	906630	13-23-05	906694	26-16-10	906758	04-26-20	906822	10-00-18	906886	05-07-25
906567	26-00-26	906631	04-22-04	906695	26-26-20	906759	22-32-10	906823	12-34-16	906887	04-26-16
906568	38-04-34	906632	22-04-26	906696	26-08-22	906760	10-24-10	906824	38-08-26	906888	04-30-12
906569	12-34-20	906633	37-27-05	906697	02-20-30	906761	14-20-26	906825	30-00-18	906889	25-35-05
906570	04-34-04	906634	20-34-28	906698	16-26-16	906762	26-16-30	906826	02-28-06	906890	30-04-14
906571	20-10-24	906635	27-37-15	906699	17-39-25	906763	06-28-18	906827	08-18-36	906891	19-29-35
906572	24-30-20	906636	28-10-04	906700	16-26-00	906764	21-27-05	906828	09-27-05	906892	28-30-12
906573	36-18-04	906637	20-10-36	906701	31-01-35	906765	24-26-36	906829	03-05-15	906893	18-32-10
906574	39-05-15	906638	12-14-32	906702	28-34-28	906766	32-10-20	906830	14-20-38	906894	14-16-34



# Get **certified**

by



Visit LA GARD'S booth #1005, at ALOA and register to participate in one of our **free seminars**. You can even earn a certificate for each seminar attended. Seminars will take place every hour and will cover a different product.

**Take one or take all five.**

Each of our classes is being offered once a day.

- Classes are hands-on
- Class sizes are limited, so register early
- Certificates and a thank you gift will be given out to every student
- Products covered include LGBASIC<sup>™</sup>, LGCOMBO, LPAUDIT, SMARTLINC and the new Group 2M Mechanical



# School of Lock

One Company... Endless Solutions





Get **certified**

by

 **LA GARD**

Visit LA GARD'S booth #1005, at ALOA and register to participate in one of our **free seminars**. You can even earn a certificate for each seminar attended. Seminars will take place every hour and will cover a different product.

**Take one or take all five.**

Each of our classes is being offered once a day.

- Classes are hands-on
- Class sizes are limited, so register early
- Certificates and a thank you gift will be given out to every student
- Products covered include LGBASIC™, LGCOMBO, LPAUDIT, SMARTLINC and the new Group 2M Mechanical

 **LA GARD**

# School of Lock

One Company... Endless Solutions

# Master, Part 2 (Combination Lock)

## 900001-907353

906895	03-25-35	906959	06-20-06	907023	12-38-16	907087	20-06-28	907151	34-12-06	907215	12-30-08
906896	16-18-12	906960	14-16-30	907024	12-30-24	907088	08-10-36	907152	36-14-20	907216	01-11-25
906897	26-32-14	906961	34-20-14	907025	30-00-22	907089	10-12-26	907153	10-32-10	907217	12-30-16
906898	00-06-20	906962	10-00-14	907026	00-10-24	907090	36-22-32	907154	13-27-05	907218	00-06-16
906899	31-09-15	906963	38-04-22	907027	36-38-04	907091	01-15-25	907155	26-32-26	907219	18-24-02
906900	14-28-22	906964	13-03-25	907028	11-17-35	907092	37-15-25	907156	12-38-04	907220	00-22-04
906901	20-10-28	906965	26-36-06	907029	04-34-12	907093	38-28-06	907157	29-35-25	907221	10-24-02
906902	10-16-02	906966	34-04-22	907030	16-22-00	907094	29-03-25	907158	04-22-36	907222	11-33-15
906903	26-12-02	906967	04-26-36	907031	10-36-26	907095	00-14-32	907159	12-02-36	907223	23-33-15
906904	32-06-24	906968	00-30-12	907032	04-30-24	907096	30-04-38	907160	02-32-02	907224	04-34-24
906905	32-02-24	906969	16-02-08	907033	34-16-26	907097	16-34-04	907161	02-24-10	907225	02-24-38
906906	17-35-05	906970	10-00-10	907034	16-26-20	907098	06-08-30	907162	36-22-04	907226	14-00-14
906907	34-24-34	906971	06-28-02	907035	16-38-28	907099	06-36-22	907163	36-10-20	907227	36-10-24
906908	28-02-12	906972	38-04-38	907036	26-28-06	907100	06-32-14	907164	34-12-02	907228	18-04-30
906909	03-29-35	906973	02-08-34	907037	22-28-06	907101	09-15-05	907165	02-16-06	907229	10-24-30
906910	12-18-36	906974	24-38-16	907038	10-20-10	907102	36-14-36	907166	18-28-06	907230	34-36-06
906911	20-26-08	906975	32-10-28	907039	18-00-34	907103	06-20-26	907167	16-22-16	907231	24-30-00
906912	18-20-10	906976	08-34-08	907040	00-26-00	907104	18-04-22	907168	35-25-15	907232	00-02-32
906913	26-28-38	906977	36-38-28	907041	34-00-06	907105	18-32-02	907169	21-23-05	907233	06-20-38
906914	29-35-05	906978	30-36-06	907042	26-16-02	907106	23-05-15	907170	20-34-20	907234	22-24-14
906915	22-36-18	906979	38-20-38	907043	22-24-34	907107	21-11-25	907171	24-30-16	907235	12-26-08
906916	26-00-22	906980	00-26-20	907044	12-26-12	907108	30-12-38	907172	34-16-34	907236	10-16-26
906917	30-12-18	906981	24-34-28	907045	00-30-00	907109	12-02-12	907173	02-12-38	907237	22-08-34
906918	06-36-02	906982	30-32-10	907046	10-24-34	907110	06-36-26	907174	16-18-00	907238	38-20-10
906919	01-19-25	906983	00-10-28	907047	04-18-04	907111	22-00-30	907175	14-00-18	907239	00-30-24
906920	28-18-28	906984	16-18-24	907048	24-34-20	907112	28-38-28	907176	38-12-02	907240	35-01-35
906921	06-24-18	906985	20-10-16	907049	10-36-22	907113	16-22-28	907177	02-28-02	907241	15-33-15
906922	10-36-30	906986	10-36-18	907050	08-14-08	907114	16-30-12	907178	24-10-00	907242	34-08-30
906923	38-00-30	906987	27-29-15	907051	26-16-38	907115	18-32-26	907179	20-22-32	907243	24-38-28
906924	34-24-38	906988	24-38-32	907052	04-26-04	907116	33-39-25	907180	39-09-35	907244	38-28-38
906925	30-16-30	906989	37-39-25	907053	06-24-14	907117	30-20-26	907181	32-02-36	907245	27-01-35
906926	26-12-34	906990	22-32-26	907054	35-09-15	907118	38-16-34	907182	16-18-32	907246	32-18-28
906927	14-36-14	906991	26-08-14	907055	28-14-00	907119	38-00-18	907183	34-00-34	907247	18-20-26
906928	12-18-00	906992	25-39-25	907056	03-09-35	907120	14-24-14	907184	37-11-05	907248	36-26-36
906929	11-01-35	906993	32-34-20	907057	34-20-06	907121	15-37-15	907185	30-32-22	907249	16-02-24
906930	12-26-16	906994	38-12-22	907058	30-16-34	907122	03-25-15	907186	38-00-10	907250	38-28-34
906931	14-16-22	906995	30-12-22	907059	17-31-05	907123	04-18-32	907187	04-18-24	907251	24-30-24
906932	16-34-20	906996	04-22-16	907060	14-32-22	907124	00-10-20	907188	02-20-02	907252	23-01-35
906933	06-08-34	906997	02-32-10	907061	38-24-30	907125	11-21-35	907189	06-32-22	907253	28-18-08
906934	02-20-38	906998	14-20-34	907062	30-04-30	907126	35-05-35	907190	18-04-14	907254	30-04-10
906935	05-31-05	906999	04-18-00	907063	29-15-25	907127	16-02-12	907191	10-20-38	907255	22-24-18
906936	36-02-24	907000	04-10-36	907064	12-02-32	907128	26-08-34	907192	23-29-15	907256	08-22-04
906937	22-04-22	907001	26-32-18	907065	02-12-34	907129	18-36-26	907193	04-14-36	907257	14-04-18
906938	22-08-02	907002	28-14-24	907066	28-38-32	907130	00-02-16	907194	34-08-34	907258	22-00-22
906939	16-34-16	907003	39-25-15	907067	09-31-05	907131	12-38-20	907195	32-18-24	907259	20-30-24
906940	18-24-30	907004	18-32-38	907068	22-12-26	907132	10-24-38	907196	28-02-08	907260	14-04-10
906941	38-12-06	907005	38-00-26	907069	02-16-10	907133	12-22-08	907197	14-28-38	907261	08-14-20
906942	20-26-00	907006	29-39-05	907070	22-24-30	907134	36-14-08	907198	36-06-20	907262	26-16-34
906943	28-10-28	907007	38-04-18	907071	34-24-14	907135	26-36-14	907199	26-08-02	907263	20-02-24
906944	26-32-02	907008	28-34-24	907072	34-08-14	907136	18-00-14	907200	38-04-26	907264	22-04-18
906945	14-04-14	907009	38-28-18	907073	22-08-30	907137	04-14-20	907201	14-36-20	907265	22-00-06
906946	12-02-08	907010	03-21-15	907074	12-38-32	907138	28-02-36	907202	17-31-25	907266	37-07-25
906947	00-18-08	907011	07-13-35	907075	34-16-22	907139	02-04-26	907203	26-04-18	907267	37-19-05
906948	20-02-32	907012	14-24-30	907076	24-14-20	907140	22-12-18	907204	36-38-08	907268	30-08-14
906949	03-13-35	907013	13-35-25	907077	00-30-04	907141	20-06-36	907205	04-34-08	907269	02-16-02
906950	04-10-04	907014	08-30-04	907078	25-07-25	907142	04-06-24	907206	06-16-02	907270	08-34-12
906951	01-15-05	907015	36-38-12	907079	18-00-10	907143	36-02-08	907207	21-39-25	907271	18-04-38
906952	38-16-22	907016	20-02-12	907080	28-30-16	907144	28-06-20	907208	16-06-12	907272	22-00-18
906953	30-08-18	907017	04-26-08	907081	18-28-38	907145	30-32-06	907209	08-18-32	907273	38-12-30
906954	06-16-38	907018	24-26-12	907082	08-10-24	907146	34-00-22	907210	10-24-06	907274	02-24-06
906955	13-39-05	907019	18-36-18	907083	08-22-12	907147	01-23-05	907211	08-14-28	907275	28-10-32
906956	08-34-04	907020	10-36-14	907084	36-38-24	907148	18-36-14	907212	30-12-06	907276	14-20-06
906957	19-21-35	907021	19-25-15	907085	10-20-06	907149	14-04-34	907213	36-22-36	907277	20-26-16
906958	24-14-32	907022	00-10-00	907086	10-20-30	907150	04-10-28	907214	18-28-14	907278	18-28-18



# Chicago

*A timeline...*

1673 - Chicago discovered by Marquette and Jolliet

1871 - The Great Chicago Fire - started in a Mr. O'Leary's cowbarn

1885 - Chicago's first skyscraper erected at the corner of LaSalle and Adams

1893 - Chicago Hosts the World Columbian (Worlds Fair) Exposition

1919 - Al Capone arrives in Chicago

1919 - The Chicago White Sox accused of throwing World Series

1929 - Capone orchestrates the St. Valentine's Day Massacre

1943 - Chicago's first subway system opens

1947 - Al Capone dies

1972-1978 - Chicago becomes the setting for The Bob Newhart Show (hi Bob)

1973 - The Sears Tower becomes the world's tallest skyscraper - until 1996

*332 Years Later*

**LOCKMASTERS' RETURNS ONCE AGAIN  
TO ALOA...**

**With the industry's most innovative tools and training**

*Celebrating 50 Years Of Outstanding  
Service To The Security Industry*

**BOOTH 3109  
LOCKMASTERS, INC.  
800.654.0637  
LOCKMASTERS.COM**

Circle 251 on Rapid Reply



# We Have The Safes You Need For...

**Colleges, Universities, Hotels, Motels, Hospitality, Hospitals and Health Care**

○ Protects laptop computers, palm pilots, CD players, cell phones and other personal property from unauthorized borrowing.



Model PV-81416-CS with Audit Trail Capability

○ Provides the peace of mind and security guests need when traveling for pleasure or business.

○ Protects patients' personal property from pilfering, or protects drugs from unauthorized dispensation.

## Cash Management



Model PRO-2225-CH-K Thru-The-Wall Safe with Security Cover

○ Ideal for money counting rooms where accountability is paramount; keeps unauthorized hands from pilfering profits.

○ High security Medeco keyed or electronic locks available for maximum protection. Master key and keyed alike options, Medeco removable core options and Simplex manual push button locks available on select models.

○ Choose from the largest selection of different models for your cash management needs.

## Personal Security or Weapons

○ Place in nightstand or take with you for security of personal property while traveling.

○ Equipped with Illinois pushbutton lock.

○ Can be secured in automobile trunk with optional mounting bracket.



Model PV-1-PL Pistol Box

**All Safes Are Made In U.S.A**

**We will custom build safes for your specific application. Call for pricing.**

*Order through your Locksmith Distributor*



**PERMA-VAULT®**

**Safe Company**

*Security solutions since 1978*

See Us At ALOA Booth 1708

Phone: 800-662-3360 ■ 215-293-9951

Fax: 215-293-9952

www.perma-vault.com

# Master, Part 2 (Combination Lock) 900001-907353

907279	08-34-24	907307	36-26-20	907335	04-06-20
907280	34-00-14	907308	36-18-00	907336	26-28-18
907281	22-12-22	907309	18-20-34	907337	18-04-34
907282	09-35-25	907310	20-38-28	907338	36-14-28
907283	38-20-02	907311	34-12-26	907339	35-21-35
907284	30-04-34	907312	34-36-10	907340	09-23-05
907285	32-38-08	907313	20-34-00	907341	20-06-32
907286	11-13-35	907314	02-32-38	907342	16-38-20
907287	28-30-00	907315	22-24-02	907343	06-20-02
907288	20-10-00	907316	31-09-35	907344	08-18-04
907289	08-26-08	907317	13-19-05	907345	30-12-34
907290	34-08-18	907318	26-12-06	907346	06-24-30
907291	26-28-10	907319	35-21-15	907347	00-26-32
907292	17-36-05	907320	24-06-12	907348	08-38-28
907293	28-30-08	907321	02-16-26	907349	28-18-12
907294	38-20-06	907322	00-30-20	907350	30-04-18
907295	10-36-02	907323	38-16-02	907351	24-30-08
907296	14-28-34	907324	36-02-16	907352	20-30-20
907297	08-38-20	907325	04-22-08	907353	10-12-38
907298	00-30-16	907326	28-06-28		
907299	30-12-30	907327	14-10-24		
907300	32-34-00	907328	14-00-30		
907301	04-06-12	907329	27-13-35		
907302	12-34-28	907330	20-10-04		
907303	16-38-16	907331	20-06-20		
907304	00-02-20	907332	21-35-05		
907305	24-06-24	907333	14-28-10		
907306	12-14-08	907334	28-38-12		

TRM

Who said High Security couldn't have

# Style!



There's an award-winning design waiting for you. Find out more at [www.BiLock.com](http://www.BiLock.com).

**BiLock®**  
extreme security

Patented and Tested to UL437

Toll Free 888-564-4656


Manufactured in the U.S. by Login Lock



# Time Saving Tools

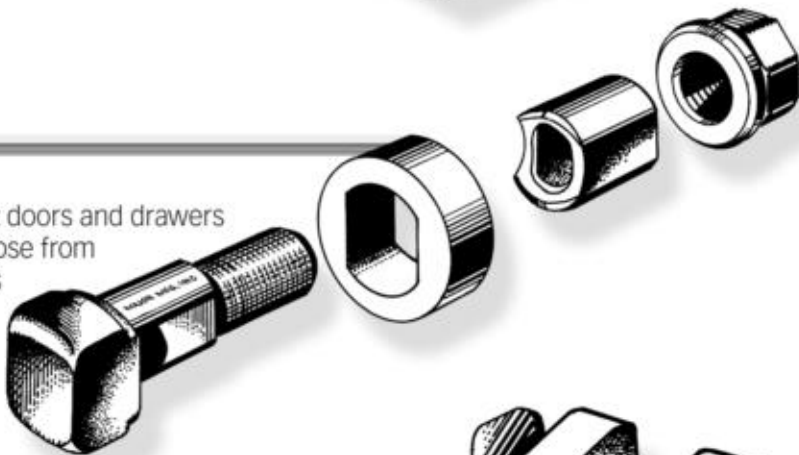
## The "PIT BULL" Metal Door Latch Tool

Install cylindrical locks and deadbolts in metal doors with professional results. The **MDLT-1** "PIT BULL" will form a rectangular indentation for a 1" or 1-1/8" latch face.



## MDPS-4 & MDPS-6 Punch & Die Sets (For Metal Cabinet Lock Installations)

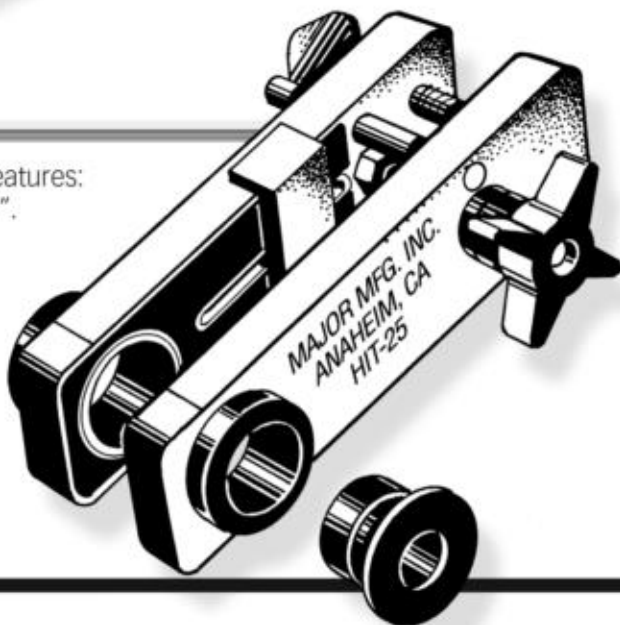
Punch "Double D" holes in sheet metal cabinet doors and drawers with our MDPS series punch and die sets. Choose from two sizes, the **MDPS-4** for standard cam locks or the larger **MDPS-6** for ASSA pin tumbler cam locks.



## HIT-25 Cabinet Lock Drill Guide

Our **HIT-25** Cabinet lock Drill guide includes many important features:

- Five sizes of drill guide inserts 3/4", 7/8", 1", 1-1/8" and 1-1/4".
- Rubber lined jaws to protect finished doors and drawers.
- An adjustable sliding stop for repeat installations.
- The HIT-25 has a door range up to 1-1/2" thick and will accommodate backsets up to 2-5/8".



**Major**  
MANUFACTURING, INC.

1825 Via Burton • Anaheim, CA 92806 • 714-772-5202 • Fax 714-772-2302 • [www.majormfg.com](http://www.majormfg.com) • [mail@majormfg.com](mailto:mail@majormfg.com)

Circle 254 on Rapid Reply

2004

# HONDA

## VTX1300



by  
**John  
Blankenship**



**1. There are two easy ways to originate a key for this 1300cc v-twin cruiser.**



**2. The first easy way is to read the code on the bottom of the gas cap. This view from the drivers seat shows the gas cap on top of the gas tank just below the instrument panel.**



**3. Pick the gas cap 90-degrees clockwise to unlock and remove the cap; it is usually easy to pick using a rake. You are picking against spring pressure so have a small screwdriver ready to finish turning it. It is also easy to read the heights of the wafers because there are only three depths and the keyway is wide open after you pivot the dust cap out of the way. The gas cap contains wafer tumblers in all five spaces.**



# Every Corbin Russwin® keyway you could possibly need!



We have expanded our offering of Corbin-Russwin® 6-pin keyways available from stock. This includes keyblanks and the following cylinders:

1000-118 (MORTISE)  
3000-200 (RIM)  
8000 (IC CORE)  
2000-052 (CK4200)  
2000-033 (CL3000)

#### KEYWAYS AVAILABLE FROM STOCK

AR, BL, BR, 97, 99  
D1, D2, D3, D4  
H1, H2, H3, H4, H5, H6, H7, H8  
L1, L2, L3, L4  
N1, N2, N3, N4, N5, N6, N7, N8, N9, N10, N11,  
N12, N13, N14, N15, N16, N17, N18, N19, N20,  
N21, N22, N23, N24, N25, N26, N27, N28  
27, 27A1, 27A2, 27B1, 27B2  
57A1, 57A2, 57B1, 57B2, 57C1, 57C2, 57D1,  
57D2  
59A1, 59A2, 59B1, 59B2, 59C1, 59C2, 59D1,  
59B2, 60  
67, 67A1, 67A2, 67B1, 67B2  
70  
77A1, 77A2, 77B1, 77B2  
852  
941, 982, 983

**Corbin  
Russwin** 



## MIDWEST WHOLESALE HARDWARE

Visalia, CA  
888 707 8527

Kansas City, MO  
800 821 8527

Orlando, FL  
800 659 8527

[midwestwholesale.com](http://midwestwholesale.com)

Circle 259 on Rapid Reply

© 2005 MIDWEST WHOLESALE HARDWARE






4. The key code is stamped into the bottom of the gas cap. There are six characters, but the code is the last three. The first character of this code has been stamped over a circular recessed area and is not legible. It is always an A, B, C or D so we can tell from the top of the letter that it is a C, which means the code is C44. The A & B codes use an X84 and the C & D codes use an X138, so even if no part of the letter is visible, you can narrow it down to two codes by seeing which blank enters the keyway.

5. A code cut key with cuts of 33321 turns all four locks smoothly.



6. The second easy way to originate a key is to read the code on the side of the ignition lock. The ignition lock is located on the left side of the bike and to the rear of the engine. It helps to remove the side cover located just to the right of the lock. Pull out on the right side of the side cover to remove it.



7. A pop-tab on the rear of the side cover has been pulled out of its rubber grommet.



8. After the pop-tab is free, move the side cover forward to free it from the two rubber mounts so you can completely remove it from the bike.





Receive

## FABULOUS GIFT CARDS

When You Purchase Stock  
Products From These Select  
Vendors in July & August!!!

Contact Your Local IDN Distribution Center for Complete Details!

### NOW 49 LOCATIONS IN THE US & CANADA!

Albuquerque, NM 505-816-0100	Edmonton, Alberta 780-944-0014	Los Angeles, CA 562-463-4870	Philadelphia, PA 215-288-5588
Atlanta, GA 404-898-8740	Fort Worth, TX 817-284-5696	Memphis, TN 901-795-2250	Phoenix, AZ 602-272-5300
Buffalo, NY 315-455-9305	Grand Rapids, MI 616-534-1067	Miami, FL 305-651-1598	Pittsburgh, PA 412-771-6122
Calgary, Alberta 403-291-4844	Halifax, Nova Scotia (2 locations) 902-468-1373	Milwaukee, WI 262-790-9750	Raleigh, NC 919-277-0007
Chicago, IL 708-456-9600	Hartford, CT 860-296-7886	Minneapolis, MN 952-886-3840	San Antonio, TX 210-545-3396
Cincinnati, OH 513-271-8530	Houston, TX 713-668-0022	Montreal, Quebec 514-956-0248	St. Louis, MO 314-692-8391
Cleveland, OH 216-335-9740	Indianapolis, IN 317-635-8100	New Orleans, LA 504-837-7315	Syracuse, NY 315-432-8450
Columbus, OH 614-436-6619	Jacksonville, FL 904-387-0663	Norfolk, VA 757-853-0611	Tampa, FL 813-886-8007
Dallas, TX 972-664-1240	Kansas, KS 913-599-4111	Oklahoma City, OK 405-942-8750	Toronto, Ont. 416-248-5625
Davenport, IA 563-391-8366	Las Vegas, NV 702-736-4553	Omaha, NE 402-592-1652	Tucson, AZ 520-322-5625
Denver, CO 303-922-3041	Livonia, MI (3 locations) 734-591-1150	Orlando, FL 407-297-7722	Vancouver, B.C. 604-253-0017
Detroit, MI 586-755-3658		Ottawa, Ont. 613-749-2172	




IDN reserves the right to withhold premiums for delinquent, past due accounts.





9. There is a toolbox located under the side cover.



10. The toolbox can be opened with the key, a key blank, or a screwdriver. I was even able to turn it with my fingers.



12. Pull the ignition lock cover off with a firm pull.



11. Remove the large Phillips screw that holds the ignition lock cover on. The ignition lock only has positions for OFF & ON.



13. The code is located on the right side of the ignition lock. It is circled in the photo.






**14.** You can read the code without a mirror but it was the only way I could get a good photo of it. There are six characters but the code is the last three. It is in mirror language but you can see that the code is C44. The codes are sometimes stamped on the bottom of the lock and the mirror helps in those situations.



**15.** The helmet lock is located on the left side of the bike and to the rear of the shock absorber. You need to turn it 45-degrees counter-clockwise to unlock it.



**16.** There is a code stamped on the back of the helmet lock but you need to remove the lock before you can read it. The mirror photo shows the tamper-resistant bolt that holds it on. There is not much clearance between the tire and the back of the lock so the best way to remove it is to use a spring-loaded center punch on the side of the bolt to back it out.



**17.** The steering lock is located on the right side near the front forks. You need to turn it 180-degrees clockwise to lock it. The steering has to be turned all the way to the left or right before the bolt will extend. It is secured by two large Phillips screws from the top, but the front-end assembly needs to be removed before you can gain access to them.

**Codes:** A00-A99 & B00-B99 use Ilco X84 (HD74), Curtis HD74, Silca HON31R

**Codes:** C00-C99 & D00-D99 use Ilco X138 (HD75), Curtis HD75, Silca HON31

**Spacing:** 1=.098, 2=.197, 3=.295, 4=.394, 5=.492

**Depths:** 1=.276, 2=.244, 3=.213

**Card Number:** CMC37

**DSD Number:** 406

**ITL Number:** 214

**Curtis:** HD-4 cam & HD-8A carriage

**Tumbler Locations:** 1 2 3 4 5

Ignition x x x x x

Gas x x x x x

Helmet x x x x x

Steering x x x x x

# THRU THE KEYHOLE

*A Peek at Movers & Shakers in the Industry*

**ATTENTION MANUFACTURERS AND DISTRIBUTORS:**

Would you like your company and products to be profiled in *Thru The Keyhole*? Please call Editor, Greg Mango, at (630) 837-2044.


## **Bianchi USA**

For over 235 years, the Bianchi family has been a constant pioneer in the locksmith industry, beginning in the Cadore Valley of Northern Italy in 1770. Through five generations, the company evolved into a full-line manufacturer of keys and key cutting machines and began distributing worldwide in the mid 1900's. Bianchi products first landed in North America in the early 1980's and the first independent presence in the market came in 1989 when Massimo Bianchi expanded his Italian company, Silca, into the US. Following mergers in 1997 with the Canadian Uican Group and 2001 with the Ilco/Kaba Group, Massimo Bianchi left the organization and re-emerged with the acquisition of KeyLine, an Italian manufacturer of keys and key cutting machines in April of 2002.

In February of 2003, another big step was made when Bianchi USA opened its doors and became the North American presence for KeyLine and Bianchi products. Bianchi USA sells both Bianchi and private branded products and specializes in key cutting machines and transponder servicing tools. More recently, Bianchi USA announced the launch of its new transponder keys, which was introduced at SHDA 2005 in Phoenix, Arizona.



*Since its inception, Bianchi USA has experienced tremendous growth and continues to pride itself on the tradition of quality and innovative products that was*

*started so many years ago. For more information on Bianchi USA products or the company, please call 800-891-2118 or visit [www.bianchi1770usa.com](http://www.bianchi1770usa.com). *



# TheNationalLocksmith.com

Technical forums, chat, online store, plus  
visit our sponsors...

## WEB REVIEW

### A-1 Security Mfg. Corp.



[www.demanda1.com](http://www.demanda1.com)

### A&B Safe Corporation



[www.a-bsafecorp.com](http://www.a-bsafecorp.com)

### Abloy® DiskLock Pro



[info@abloy.ca](mailto:info@abloy.ca)

### Adrian Steel



[www.adriansteel.com](http://www.adriansteel.com)

### Herbert L. Flake Co.



[www.hlflake.com](http://www.hlflake.com)

### HPC, Inc.



[www.hpcworld.com](http://www.hpcworld.com)

### Indiana Cash Drawer Co.



[www.icdpos.com](http://www.icdpos.com)

### Killeen Security Products



[www.iccore.com](http://www.iccore.com)

### KSP




[www.iccore.com](http://www.iccore.com)

### Lockmantools




[www.lockmantools.com](http://www.lockmantools.com)

### Major Manufacturing



[www.majormfg.com](http://www.majormfg.com)

### McDonald DASH Locksmith Supply



[www.mcdonalddash.com](http://www.mcdonalddash.com)

### MDS, Inc.



[www.mdsincorporated.com](http://www.mdsincorporated.com)

### Midwest Wholesale



[www.midwestwholesale.com](http://www.midwestwholesale.com)

### Monaco Lock



[www.monacolock.com](http://www.monacolock.com)

### National Auto Lock Service, Inc.



[www.laserkey.com](http://www.laserkey.com)

### Omaha Wholesale Hardware



[www.omahawh.com](http://www.omahawh.com)

### RS2 Technologies



[www.rs2tech.com](http://www.rs2tech.com)

### Select Products Ltd.



[www.select-hinges.com](http://www.select-hinges.com)

## Key Codes Express

[www.keycodesexpress.com](http://www.keycodesexpress.com)



Key Codes Express has been serving the locksmith trade for two years selling key codes. If you are in need of a vehicle code, all you do is call, fax or e-mail them with the year, model and VIN#, and Key Codes Express will get back to you with the key biting information. They have all foreign and domestic key codes and guarantee a one-hour or less turn-around and *all* codes are guaranteed or you pay nothing (for original non-rekeyed cylinders).

Key Codes Express offers a modern, easy-to-use web site providing all the information you need. Check them out today!



Manufacturers and distributors... join the high profile locksmith web site and you'll be featured here!

Call Jeff Adair (ext. 15) or Debbie Schertzing (ext. 16) for details. (630) 837-2044

Taking Industry Products for a...

# TEST DRIVE

## Trace 1500-Watt Converter



### THE NEED:

One of the problems confronted by any operation that is mobile is a power source. Many times we are close enough to a building that we can run an extension cord to a plug-in and get power that way, but not always. It is just as common to get to a job and not find any available power source within a reasonable distance.

Small inverters are available and will do the job if you just need to run a fan or some light duty current draw, but if you need to power your key machine or 1/2 inch drill, 400 to 800 watts just won't do the job. You need a bigger source.

### THE ANSWER:

The Trace 1500-watt inverter will convert either 12 or 24 volts of DC power to a modified sine wave 120 volts AC. The 1500-watt inverter has sufficient output to run two 1/2 inch drills and a grinder at the same time. I know because I have done it just to see if it would do the job. I can easily run both my code machine and my duplicator at the same time and not have a problem with power.

What about a computer you ask? I realize that some feel a true sine wave source of power is better for computers but I have run my laptop computer for years with the Trace 1500 watt and have had no problem with the computer.

### THE TOOL:

The Trace 1500-watt inverter is more than just a power source. It can also charge a battery if needed and can be stacked with another inverter in series for a 240 volt power source by using a stacking cable.

It is a high efficiency, high surge capacity, low idle current tool that is compatible with many types of batteries. I use a deep cycle marine battery just for the fact that I am constantly recharging the battery as I travel down the road. I have hooked the deep cycle battery to a one-way solenoid off of my alternator so the charge cannot come back from the inverter's battery to the vehicle's battery and cause me problems.

Built in to the inverter are LED status indicators that show charge mode, high or low battery voltage and over temperature or over load.

It is recommended that you install the inverter within ten feet of the battery or use a very heavy DC cable to cut down on the loss of power from the battery to the inverter.

Additionally, it should be noted that the unit needs access to air to operate correctly and keep cool as it uses a three speed fan to maintain an acceptable temperature. Do not install the inverter in an airtight location and do not install it in a gasoline storage area. Installation in a diesel storage area is acceptable but I would not do it myself.

### IN SUMMARY:

**DESCRIPTION:** A 1500-watt continuous power source that converts 12 or 24 volt DC power to 120 volts AC.

**PRICE:** Around \$1000 dollars.

**COMMENTS:** A solid investment for any mobile operation.

**TEST DRIVE RESULTS:** A quality product worth a long look from anyone needing AC power on a job site.

The tool is an on demand unit that is ready at the time of need. A slight, about 1/2 second delay does exist before power is available to run your tools but you will quickly adjust to the delay and it will not be a problem. It is also a very quiet operating unit as opposed to the much noisier gas powered units one must start before power is available.

### CONCLUSIONS:

I have, during the past 20 years of doing mobile locksmith work, found the Trace 1500-watt inverter model DR1512 to be a superior workhorse that has not given me a minute's trouble.

The two AC plug INS are a real plus as I run a strip in the front and another in the back of my vehicle for ease of access. The connection to the DC source is solid and withstands the constant bouncing of driving over gravel roads.

I would recommend that anyone looking for a 120 volt AC power source give the Trace 1500 watt, Model DR1512 a long look. It has served me well for years and I would be in the market for another should the need arise.

*For more information contact:*

**Xantrex Technologies, Inc**

5916 195th Street NE

Arlington, WA 98222

360-435-8826

800-670-0707 